

PAUL BROWN STADIUM

2001 MEDIA GUIDE

CINCINNATI BENGALS

2001 MEDIA GUIDE



CINCINNATI BENGALS

One Paul Brown Stadium, Cincinnati, Ohio 45202

(513) 621-3550

FAX: (513) 621-3570

Ticket Office: (513) 621-TDTD (621-8383)

www.bengals.com

— 2001 SCHEDULE —

PRESEASON

DAY	DATE	OPPONENT	TIME
Sat.	Aug. 4	at Chicago	8:05 P.M.
Fri.	Aug. 10	at Detroit	7:30 P.M.
		— Bye Week —	
Sat.	Aug. 25	BUFFALO	7:30 P.M.
Thu.	Aug. 30	INDIANAPOLIS	7:30 P.M.

REGULAR SEASON

DAY	DATE	OPPONENT	TIME
Sun.	Sept. 9	NEW ENGLAND	1:00 P.M.
Sun.	Sept. 16	at Tennessee	1:00 P.M.
Sun.	Sept. 23	BALTIMORE	1:00 P.M.
Sun.	Sept. 30	at San Diego	4:15 P.M.
Sun.	Oct. 7	at Pittsburgh	1:00 P.M.
Sun.	Oct. 14	CLEVELAND	1:00 P.M.
Sun.	Oct. 21	CHICAGO	1:00 P.M.
Sun.	Oct. 28	at Detroit	1:00 P.M.
Sun.	Nov. 4	— Bye Week —	
Sun.	Nov. 11	at Jacksonville	1:00 P.M.
Sun.	Nov. 18	TENNESSEE	1:00 P.M.
Sun.	Nov. 25	at Cleveland	1:00 P.M.
Sun.	Dec. 2	TAMPA BAY	1:00 P.M.
Sun.	Dec. 9	JACKSONVILLE	1:00 P.M.
Sun.	Dec. 16	at New York Jets	1:00 P.M.
Sun.	Dec. 23	at Baltimore	1:00 P.M.
Sun.	Dec. 30	PITTSBURGH	1:00 P.M.

HOME GAMES IN ORANGE

All times listed are Eastern

TABLE OF CONTENTS

SECTION 1: STAFF/STADIUM

Assistant Coaches	4-13
LeBeau, Dick	3-4
Paul Brown Stadium	14-15
Schedule, Bengals 2001	Inside Front Cover
Stadium Firsts & Lasts	16
Staff Directory	2

SECTION 2: PLAYERS

College Free Agents	135-138
Depth Chart	20
Draft Choices	128-134
First-Year Free Agents	127
Rosters	18-19
Veteran Players	21-127

SECTION 3: 2000 IN REVIEW

Best Single-Game Performances, Individual	143
Daily Log (Transactions)	154-155
Game-by-Game Team Statistics	142
Game Summaries	144-151
Participation Chart	152-153
Red Zone Report	142
Standings, NFL	155
Starting Lineups	143
Statistics, Preseason	156
Statistics, Regular Season	140-141

SECTION 4: TEAM HISTORY

AFL Expansion Draft, 1968	195
Alumni List, 1968-2000	182
Chronology	212-213
Cincinnati Pro Football History	215
Coaching History	188-191
Double-Digit Club	168
Draft Choices, 1968-2001	177-181
Last Times	208
Longest Plays	209
Offense/Defense Year-by-Year	195
Overtime Results	210
Playoff Results	211
Pro Bowl Players	203

(TEAM HISTORY, continued)

Results, All-Time by Opponents	171-175
Results, All-Time Preseason	169-170
Results, All-Time Preseason vs. 2001 Preseason Opponents	176
Results, All-Time Regular Season and Postseason	158-168
Roster, All-Time	183-187
Statistics, All-Time Individual	196-204
Super Bowls XVI and XXIII	216
Superlative Individual Seasons	194
Year-by-Year Final Statistics	217-256
Year-by-Year Leaders (Rushing, Passing, Receiving, etc.)	192-194
Year-by-Year League Rankings	211
100-Yard Receivers	206
100-Yard Rushers	205
300-Yard Passers	207
1000-Yard Duos (Rushing & Receiving)	205

SECTION 5: RECORDS

Individual Records, Bengals	258-263
Opponents Single-Game Records	266
Team Records, Bengals	263-265

SECTION 6: MEDIA & NFL INFO

Bengals TV, Radio & Internet	269
Media Information	268
NFL Realignment for 2002 Season	271
Schedule, 2001 NFL Regular Season	270-271
Training Camp - Georgetown College	272

MISCELLANEOUS

Attendance Data	158-168, 217-256
Hall of Fame: Paul Brown	15, 176
Anthony Munoz	214
Hotels on the Road	60
Instant Replay Rules	51
Pronunciation Guide	71
Ticket Information	Inside Back Cover
Year-by-Year Home & Road Records, Bengals	138
Year-by-Year vs. NFC Teams, Bengals	100

The Cincinnati Bengals 2001 Media Guide was prepared by the Bengals Public Relations Department based on information through July 1, 2001. Copyright ©2001 by The Cincinnati Bengals. Editors: Jack Brennan, PJ Combs, Jon Braude. Typography, research and layout: Jon Braude. Editorial Assistance: Inky Moore. Individual and team records compiled by Jim Blount. Research and statistical assistance provided by Elias Sports Bureau, *The Sporting News*, and the Pro Football Hall of Fame. Printing: The C.J. Krehbiel Company, Cincinnati, Ohio.

BENGALS STAFF DIRECTORY

— ADMINISTRATION —

President
Mike Brown

Executive Vice President
Katie Blackburn

Vice President
John Sawyer

Business Development
Troy Blackburn

Business Manager
Bill Connelly

Chief Financial Officer
Bill Scanlon

Controller
Johanna Kappner

Director of Technology
Jo Ann Ralstin

Bengals.com Editor
Geoff Holston

Director of Player Relations
Eric Ball

Administration Assistant
Jan Sutton

Business Assistant
Terri Stewart

Receptionist
Teri Moratschek

— PLAYER PERSONNEL —

Senior Vice President
Pete Brown

Vice President
Paul Brown

Directors of Pro/College Personnel
Jim Lippincott, Duke Tobin

Personnel Assistant
Debbie LaRocco

— PUBLIC RELATIONS —

Public Relations Director
Jack Brennan

Assistant Public Relations Director
P.J. Combs

Public Relations Assistant
Inky Moore

— SALES —

Director of Sales and Public Affairs
Jeff Berding

Director of Corporate Sales and Marketing
Vince Cicero

Ticket Manager
Paul Kelly

Director of Ticket Sales
Kevin Lane

Senior Corporate Sales Managers
Tony Kountz, Brian Sells

Corporate Sales Coordinator
Sara Jackson

Premium Seating Sales Coordinator
Stephanie Milham

Merchandise Manager
Monty Montague

Ticket Office
Becky Cunagin, Tim Kelly, Bev Schmidt, Jason Williams

Ticket Sales Executives
Trey Ely, Jeremy Furniss, Chad Schwartz, Tony Stickney

Pro Shop
Kevin Edwards, Steve Wolf

— FOOTBALL OPERATIONS —

Athletic Trainer
Paul Sparling

Assistant Athletic Trainers
Billy Brooks, Brian Dykhuizen

Equipment Manager
Rob Recker

Assistant Equipment Manager
Jeff Brickner

Video Director
Travis Brammer

Assistant Video Director
Kent Stearman

— PAUL BROWN STADIUM —

Managing Director
Eric Brown

JungleVision Producer
Scott Simpson

Events Coordinator
Ellen Ritter

— TEAM SUPPORT —

Team Physicians
Angelo Colosimo, Jeff Craig, Robert Heidt Jr., Doug Logan, Walter Timperman

Scouting
Earl Biederman

Publications/Game Statistics
Jon Braude

Front Office Assistant
Leo Slater

Equipment
Bill Dinger, Dan Pierson

Cheerleader Coordinator
Charlotte Jacobs

Stadium Public Address Announcer
Tom Kinder

Press Box Public Address Announcer/Statistics/Records
Jim Blount

Photographer
Greg Rust

— COACHING STAFF —

Head Coach
Dick LeBeau

Offensive Coordinator
Bob Bratkowski

Defensive Coord./Linebackers
Mark Duffner

Quarterbacks
Ken Anderson

Running Backs
Jim Anderson

Wide Receivers
Steve Mooshagian

Tight Ends
Frank Verducci

Offensive Line
Paul Alexander

Defensive Line
Tim Krumrie

Safeties
Ray Horton

Cornerbacks
Kevin Coyle

Special Teams
Al Roberts

Offensive Assistant
John Garrett

Defensive Assistant
Louie Cioffi

Strength & Conditioning
Kim Wood

Strength & Conditioning Assistant
Rodney Holman

Assistant to the Coaching Staff
Sandy Schick

BENGALS COACHING STAFF

DICK LeBEAU — Head Coach



Dick LeBeau is in his first full season as Bengals head coach in 2001, following a 13-game stint in 2000 during which the club showed significant improvement in team chemistry and progress toward playoff contention.

A former All-Pro cornerback for the Detroit Lions, LeBeau is in his 43rd NFL season, including 14 as a player and 29 as a coach. He has coached in three Super Bowls — two for Cincinnati and one for Pittsburgh.

Last season brought his first head coaching assignment, and though he's known for his youthful appearance, he became, at age 63, the NFL's oldest rookie head coach since the 1970 NFL-AFL merger.

LeBeau began last season as Cincinnati's assistant head coach/defensive coordinator, and he took over the head coaching reins under difficult circumstances. He was promoted to the top job on Sept. 25, the day head coach Bruce Coslet resigned after an 0-3 start. The team had been outscored 74-7, and morale was at a low ebb.

But LeBeau quickly won the respect and confidence of Bengals players with an honest, direct mode of com-

munication. The team perked up immediately in his first game as head coach, bolting to a 13-0 lead at Paul Brown Stadium against playoff-bound Miami. The Bengals were unable to hold the lead and lost to the Dolphins, but the climb back to respectability had begun.

LeBeau's record as head coach was 4-9, and the club continued to improve its competitiveness as he worked to put his stamp on the operation. The Bengals went 4-6 over the final 10 games and 2-2 over the final four.

"Coach LeBeau will do a lot for this team as we head down the road," said Bengals tackle Willie Anderson, the offensive captain. "In the space of less than a season, he changed the mind-set of a team that had a different attitude. His attitude is to just keep fighting.

"I've been looking for a coach who's got that aggressive, attacking mentality. Since I've been here, he's the only coach who's done that."

Although the head coaching position carries many added administrative responsibilities, LeBeau plans to remain as much as possible a hands-on coach with his players, as he was during his tenure as defensive coordinator.

"Coach LeBeau is a great man to work for," says Bengals LB Takeo Spikes, the team's leading tackler over the past three seasons. "Right from the start of my career, he told me, 'Don't worry about messing up. Just do what you do best, and if it doesn't work, we'll go back and try to correct it.' He gave me the confidence to be at my best. Plus, he was a great player himself, so you know he understands what a player sees out on the field."

LeBeau's status for 2001 and beyond was secured on Dec. 20 of last season, when it was announced he had signed a multi-year contract to continue as head coach. Bengals president Mike Brown said players' reaction to the new regime was a key factor in his coaching decision.

"The players think Dick shot straight, and that he acts on what he believes," Brown said. "They see that he's clear about where he wants to go. They feel good about him as the head coach, and I would be lying to tell you that isn't a factor in my mind. He sells me on his plan, but he also sells the guys he's coaching."

LeBeau has worked to design and implement his own program in preparation for 2001. He intensified the head coach's role in active recruitment of free agents, revamped the off-season workout schedule and made trips to the off-season homes of key players for input on team needs.

"Every coach has his own ideas about how to best prepare a team, and this is my chance to do it my way,"

LeBeau said. "This was an opportunity that, frankly, I had come to think I would not have in my career, and it's very exciting for me. I'm confident our team will respond well to what we do."

The 2001 campaign is LeBeau's 17th as a member of the Bengals coaching staff. He was with Cincinnati for 12 seasons, went to Pittsburgh for five years, and has been back with the Bengals since 1997.

His first season in Cincinnati was 1980, when he accepted the position of defensive secondary coach under head coach Forrest Gregg. His 1981 unit helped the Bengals win their first AFC Championship and a berth in Super Bowl XVI. He held the secondary coach position until 1984, when he was promoted to defensive coordina-

tor as Sam Wyche took over as Bengals head coach. LeBeau was defensive coordinator through 1991, and in '88, his defense allowed an average of only 11 points per outing in three postseason games as the Bengals advanced to Super Bowl XXIII. LeBeau left the Bengals after the '91 season, in conjunction with the departure of Wyche.

LeBeau spent the 1992-96 seasons with the Pitts-



(Dick LeBeau — cont'd)

burgh Steelers, as secondary coach from '92-'94 and as defensive coordinator in '95 and '96. Architect of the frequently copied "zone blitz" defense, he made the Steelers the NFL's third-ranked defense in their Super Bowl season of 1995. In 1996 under LeBeau, Pittsburgh ranked second to eventual world-champion Green Bay with 272.6 yards allowed per game. The '96 Steelers also ranked second in the NFL in takeaways, with 40.

In 1997, LeBeau left the Steelers to return to Cincinnati as assistant head coach/defensive coordinator under Coslet, and he held that position until his promotion to head coach last season.

Born Sept. 9, 1937, in London, Ohio, LeBeau attended London High School and went on to play at Ohio State from 1955-58. He earned All-Big Ten honors and was a member of the Buckeyes' national championship team in 1957.

The Cleveland Browns, under future Bengals founder Paul Brown, selected LeBeau in the fifth round of the 1959 NFL Draft. He was released by the Browns prior to the 1959 season, but was picked up by Detroit and played six games for the Lions that season.

He went on to play 14 seasons (1959-72) for Detroit

and was voted to three Pro Bowls. He set an all-time durability record for cornerbacks by playing in 171 consecutive games for the Lions, and his 62 career interceptions are tied for sixth-most on the NFL's all-time list entering the 2001 season.

LeBeau began his NFL coaching career as special teams coach for the Philadelphia Eagles from 1973-75, and he coached defensive backs at Green Bay from 1976-79 before joining the Bengals in '80.

Dick and his wife, Nancy, have a son, Brandon Grant, age 22.

PLAYING AND COACHING HISTORY — 1955-

58: Played offensive and defensive back at Ohio State. **1959-72:** Cornerback, Detroit Lions. **1973-75:** Assistant coach (AC), Philadelphia Eagles. **1976-79:** AC, Green Bay Packers. **1980-83:** AC, Bengals. **1984-91:** Defensive coordinator, Bengals. **1992-94:** AC, Pittsburgh Steelers. **1995-96:** Defensive coordinator, Pittsburgh Steelers. **1997-2000:** Bengals assistant head coach/defensive coordinator. **Sept. 25, 2000:** Named Bengals head coach.

BOB BRATKOWSKI — Offensive Coordinator



Bob Bratkowski, who oversaw the NFL's top passing offense in 1997 as offensive coordinator at Seattle, takes over the coordinator's role for the Bengals in 2001.

"We're pleased to have a guy of Bob's experience," said Bengals president Mike Brown. "He's been

around some excellent passing games, and he should be a big help to us."

Bratkowski left the Pittsburgh Steelers, where he spent the past two seasons as wide receivers coach, to join the Bengals. He closed a seven-year stint with Seattle in 1998 with the departure of head coach Dennis Erickson. He had previously served as Erickson's offensive coordinator at three major college programs — Wyoming (1986), Washington State (1987-88) and Miami, Fla. (1989-91).

At Miami, Erickson and Bratkowski teamed up to produce NCAA Championship clubs in 1989 and '91.

Bratkowski was the No. 1 choice for offensive coordinator of Bengals head coach Dick LeBeau, who interviewed a number of candidates before reaching agreement with Bratkowski on Jan. 24. Bratkowski's challenge is to revive a passing offense that ranked last in the NFL in 2000.

"Bob is a master of shifting and formations," says LeBeau. "He's a guy who makes defenses adjust, and he's done it on the college and pro level. With his addition, we have become a different team on offense. We won't hesitate to spread the field. We still want to run the football. But will we possibly carry more receivers than we have in the past? I think that's a possibility."

The Bengals believe Bratkowski's schemes offer a good chance to jump-start the career of quarterback Akili Smith, and Bratkowski will oversee a quarterback competition that also includes unrestricted free agent signees Jon Kitna and Scott Mitchell. Kitna worked in Bratkowski's system for three years (1996-98) in Seattle.

One of Bratkowski's biggest boosters is future Hall of Fame quarterback Warren Moon, who tossed 25 TD passes in Bratkowski's offense at Seattle in 1997.

"I like Bob; I like his passing game mind," Moon said. "And he's got a very calm demeanor. He's not one of those yellers. He's not a high-pressure guy. I think Akili will be comfortable around him. As a quarterback, what you want around you is a guy that has a relaxed type of demeanor that isn't going to get you too riled up or excited because at that position, especially a young player, you want to stay as calm as you possibly can. There's enough chaos going around you as it is."

Bratkowski's system figures to spread defenses for Cincinnati running backs as they operate more out of a one-back set, and the Bratkowski era also may see multi-talented wide receiver Peter Warrick operating more often out of his natural home in the slot.

"I do like to be multiple," Bratkowski says. "I like to go three wides, four wides, even empty the backfield. But you have to be able to run the ball with two backs. The key is not to do one thing, but to keep them guessing."

In 1999, his first season with Pittsburgh, Bratkowski was instrumental in the development of rookie wide receiver and No. 1 draft pick Troy Edwards, who tied for the team lead with 61 receptions. He also helped in the emergence of second-year receiver Hines Ward, who tied Edwards with 61 catches.

Bratkowski served seven seasons (1992-98) at Seattle, joining the Seahawks as wide receivers coach and

earning a promotion to offensive coordinator in 1995.

In 1997, the Seahawks posted an NFL-leading average of 247.4 passing yards per game and ranked third in the NFL in total offense. Seattle also established club season records in '97 for most yards passing (4187) and completions (359). The Seahawks were second in the NFL in first downs (331).

Prior to his Seattle appointment, Bratkowski spent 14 years as a college coach, including his three college stops with Erickson.

As a college player, Bratkowski was a three-year letterman as a wide receiver at Washington State. His father, Zeke, played quarterback for 14 seasons in the NFL

(with the Bears, Rams and Packers).

Bratkowski's birthdate is Dec. 22, 1955. Bob and his wife, Rebecca, have two children — son Shane and daughter Courtney.

PLAYING AND COACHING HISTORY: 1975-77:

Played wide receiver at Washington State. **1978-80:** Assistant coach (AC), Missouri. **1981-85:** AC, Weber State. **1986:** AC, Wyoming. **1987-88:** AC, Washington State. **1989-91:** AC, Miami (Fla.). **1992-94:** AC, Seattle Seahawks. **1995-98:** Offensive coordinator, Seattle Seahawks. **1999-2000:** AC, Pittsburgh Steelers. **2001:** Offensive coordinator, Bengals.

MARK DUFFNER — Defensive Coordinator/Linebackers



Mark Duffner, the coach behind the rapid development of the Bengals' young linebackers the past four seasons, moves up to the role of defensive coordinator in 2001.

"This is a promotion that Mark has earned with outstanding coaching ability and long hours of work," said Bengals head coach Dick LeBeau. "He relates extremely well to his players — they want to learn from him and work hard — and I'm excited about bringing his influence to our entire defensive unit."

A former head coach in the college ranks at Holy Cross and Maryland, Duffner played a central role in the drafting and subsequent development of two of the Bengals' most outstanding young players, linebackers Takeo Spikes of Auburn and Brian Simmons of North Carolina.

Both players were drafted in the first round in 1998. Spikes led the team in tackles in '98, with Simmons in second place, and in 1999 that 1-2 order was reversed. Simmons missed all but a fraction of the 2000 season with a knee injury, but Spikes returned to the tackling lead while also leading the club in turnover recoveries and tying for the team lead in interceptions.

Talking about his coach, Spikes says:

"Let me tell you, 'Duff' is intense. He's focused and he's determined. He never lets up on you, but he drives you hard in a positive way. I love to play for Duff. I can see myself being a lot like him if I go into coaching someday."

Top draft choices, however, have not been the only players to find NFL success under Duffner. Linebackers Adrian Ross and Armegis Spearman, two undrafted rookie free agents, have also been key contributors to the Bengals defense. Spearman played his first pro season in 2000 and wound up on the NFL All-Rookie team selected by *The Football News*. The other two LBs on the squad, LaVar Arrington of Washington and Brian Urlacher of Chicago, were both high first-round selections in the 2001 draft.

When Duffner was promoted by LeBeau at the conclusion of the 2000 season, it was expected the Bengals would hire a new linebackers coach. But Duffner elected to continue as position coach for that group. That decision enabled him to add a coach (Kevin Coyle) in the

secondary, the defense's largest position group in terms of player numbers.

Prior to joining the Bengals as linebackers coach in 1997, Duffner was head coach at Maryland from '92-96. His 20-35 record included an 11-11 mark over his final two seasons, which was Maryland's best two-season record since 1984-85.

From 1986-91, he was head coach for the most successful era in Holy Cross football history, posting a dazzling 60-5-1 record that included two 11-0 marks.

Duffner has Ohio ties. He was a graduate assistant under Woody Hayes at Ohio State in 1975 and '76. In 1977, he was named defensive coordinator at the University of Cincinnati, becoming — at age 23 — the youngest defensive coordinator in the Division I ranks.

At Maryland in 1995, Duffner oversaw the Terps' first national ranking in nine years when his team climbed as high as No. 17. His teams set more than 100 offensive school records, and he improved Maryland's player graduation rate, with three classes in a row in the national Top 20 (1994-96).

His term at Holy Cross was nothing short of remarkable. He took over a team that had been 4-6-1 in 1985, and immediately posted a 10-1 mark in '86. Duffner was chosen for five national coach of the year honors at Holy Cross, won two Division I-AA national titles, and was chosen New England Coach of the Year five times.

A native of Annandale, Va., Duffner played college football as a defensive lineman at William & Mary, and was chosen All-Academic Southern Conference as a senior. He graduated with a degree in physical education, and was inducted into the William & Mary Hall of Fame in 1990. He was inducted into the Fairfax County (Va.) Football Hall of Fame in 1999.

Duffner was born July 19, 1953. He and his wife, Kathy, have three children — Christina, 22, Carolyn, 20, and John, 17.

PLAYING AND COACHING HISTORY — 1971-

74: Played defensive line at William & Mary. **1975-76:** Graduate assistant coach, Ohio State. **1977-80:** Defensive coordinator, University of Cincinnati. **1981-85:** Defensive coordinator and recruiting coordinator, Holy Cross. **1986-91:** Head coach, Holy Cross. **1992-96:** Head coach, Maryland. **1997-2000:** Assistant coach, Bengals. **2001:** Defensive coordinator, Bengals.

PAUL ALEXANDER — Offensive Line



Paul Alexander returns for his eighth season on the Bengals coaching staff in 2001, leading an offensive line which for the past two years has boosted the Bengals rushing game into the NFL's elite.

The Bengals ranked second in the NFL in rushing last season, behind only Oakland, totaling 2314 yards for an average of 144.6 per game. In 1999, Cincinnati finished sixth in a very tight NFL race, only 40 yards out of the league lead. For the past two seasons combined, Cincinnati is second overall in the NFL with 4365 yards, an average of 136.4 per game.

"Those are very productive numbers, and I believe they are reflective of our ability to run the football," says Bengals head coach Dick LeBeau. "Our goal is to maintain this level of production from the running game and increase the passing totals. Coach Alexander is obviously a very key man in all the success we've had."

On Oct. 22 of last season, Alexander's line shared the glory of the No. 1 individual rushing game in NFL history, when HB Corey Dillon slashed through Denver's defense for 278 yards. The performance topped Walter Payton's mark of 275, a record that had stood for 23 years. Alexander's starting line for the game included Willie Anderson and John Jackson at tackles, Mike Goff and Matt O'Dwyer at guards and Brock Gutierrez at center.

The Bengals' 407 total rushing yards in the Denver game ranks as the fifth-highest single-game total in NFL history, and as the most yards in 50 years. The last team to top it was the New York Giants, who gained 423 against Baltimore in 1950.

Dillon rushed behind the Cincinnati line for a franchise-record 1435 yards in the 2000 season and reached the Pro Bowl for the second straight year.

The building blocks could be in place for Alexander to field his best line ever in 2001. The Bengals retained two key players with unrestricted free agent rights by working deals with O'Dwyer and C Rich Braham, and the rest of the line is also back.

A key addition for 2001 is LT Richmond Webb, a seven-time Pro Bowl selection with the Miami Dolphins, who signed this spring with the Bengals as an unrestricted free agent.

Alexander began his NFL coaching career in 1992 as tight ends coach of the N.Y. Jets, under head coach Bruce Coslet. He was instrumental in the development of TE Johnny Mitchell, a 1992 rookie All-Pro. Coslet moved to Cincinnati as offensive coordinator in 1994, and Alexander joined him, in the role of Bengals tight ends coach.

But Alexander's first love in football has always been the offensive line. He was afforded the chance to take over that job for the Bengals in 1995, and he has held it since.

His 1995 unit produced the team's best-ever performance in sacks allowed — only 1.6 per game (25 total).

Alexander is a product of distinguished teachers. He coached under Joe Paterno at Penn State and Bo Schembechler at Michigan. He also was offensive line coach at Central Michigan, a school whose coach, Herb Deromedi, ranks with Paterno and Schembechler among the winningest coaches in NCAA Division I history.

Alexander's birthdate is Feb. 12, 1960. He's a native of Rochester, N.Y., where he attended Cardinal Mooney High School. He was an Academic All-American at Cortland State (N.Y.) and holds a master's degree in physiology from Penn State. He and his wife, Kathy, have three daughters, Mary Beth, Carolyn and Emily.

PLAYING AND COACHING HISTORY — 1979-81: Played offensive tackle at Cortland State. **1982-84:** Assistant coach (AC), Penn State. **1985-86:** AC, Michigan. **1987-91:** AC, Central Michigan. **1992-93:** AC, New York Jets. **1994-2001:** AC, Bengals.

JIM ANDERSON — Running Backs



Jim Anderson has coached a long line of Bengals running backs to outstanding performances, and the last two seasons stand as perhaps his top effort. The Bengals ranked second in the NFL in rushing last season, behind only Oakland, and in 1999 Cincinnati finished sixth in

a very tight race, only 40 yards out of the league lead. For the past two seasons combined, Cincinnati is second overall in the NFL, again trailing only Oakland.

HB Corey Dillon rushed for 1200 yards and a Pro Bowl berth in 1999 as Cincinnati totaled 2051 rushing yards. In 2000, Dillon soared to a franchise-record 1435 yards and again made the Pro Bowl. The Bengals rushed for 2314

total yards last season, and Cincinnati's 4365 yards over the last two years trails only Oakland's total of 4554.

Anderson also is the position coach behind the greatest rushing game in NFL history, Dillon's 278-yard effort on Oct. 22 of last season against Denver. That performance broke a Walter Payton record of 275 yards, a record that had stood for 23 years.

Dillon entered the NFL as something of a question mark after playing only one season of major college football. But under Anderson, Dillon has become the seventh player in NFL history to top the 1100-yard rushing mark in each of his first four seasons.

Anderson is the all-time dean of Bengals position coaches in years of service (18), and among current NFL position coaches, only Pittsburgh's Dick Hoak has more years of consecutive service (30) with his team.

Anderson has aided three Cincinnati RBs to the Pro Bowl. Prior to Dillon's emergence, James Brooks earned

four Pro Bowl trips and Harold Green earned one.

Anderson has shown the ability to effectively handle all types of running backs. Dillon is a bruiser, Brooks was a tough and quick smaller back, and Green was a long strider with a combination of speed and power. Anderson also oversaw the brief but spectacular career of Ickey Woods, which was derailed by a 1989 knee injury. And in 1996, Anderson effectively worked Garrison Hearst into the Bengals offense after the team's acquisition of Hearst in late August.

In six of the nine seasons from 1986-94, Anderson's backs led the Bengals to finishes among the NFL's Top 10 teams in rushing yardage. In 1997, the running backs scored 20 of Cincinnati's NFL-leading 23 rushing TDs.

Anderson's troops won NFL rushing titles in 1988 and '89, and copped an AFC rushing championship in '86. From 1986-90, the Bengals finished 2-4-1-1-5 in league rushing.

Brooks, Cincinnati's all-time leading rusher, blossomed under Anderson. Brooks and Anderson both came to the Bengals in 1984. Brooks set a Bengals single-season record, later broken by Dillon, with 1239 rushing yards in 1989.

Anderson's birthdate is March 27, 1948. He was born in Harrisburg, Pa. He graduated from Cal Western with a degree in physical education, and holds a lifetime teaching certificate in California. Jim and his wife, Marcia, have a son, Derek, 26.

PLAYING AND COACHING HISTORY — 1967-70: Linebacker-defensive end at Cal Western (U.S. International). **1970-71:** Assistant coach (AC), Cal Western. **1973:** AC, Scottsdale (Ariz.) Community College. **1974-75:** AC, Nevada-Las Vegas. **1976-80:** AC, Southern Methodist. **1980-83:** AC, Stanford. **1984-2001:** AC, Bengals.

KEN ANDERSON — Quarterbacks



Ken Anderson returns for his ninth season on the Bengals coaching staff in 2001, focusing his attention on a single position as the team's quarterbacks coach.

Anderson joined the club's staff as quarterbacks coach in 1993, but he had combined the quarterback

duties with the role of offensive coordinator from 1996 through 2000.

"I think it's important that we have a coach solely dedicated to working with our quarterbacks," said Bengals head coach Dick LeBeau. "We intend to have a very competitive situation there, and we have a new offense to install (under coordinator Bob Bratkowski)."

"Kenny went through it all in a long (16-year) playing career with the Bengals," LeBeau continued, "so he's familiar with what our guys will be facing. He was one of the most fundamentally sound quarterbacks ever to play the game, and one of the most accurate passers."

Anderson's hands-on coaching duties in 2001 started early. In mid-March, he began regular meetings with the quarterbacks and wide receivers to begin installation of the new offense.

As a player, Anderson had a career passing performance that dominates the Bengals record book. He holds the club's all-time lead in completions (2654), passing yards (32,838) and touchdown passes (197).

Twice he has been among the 15 finalists for election

to the Pro Football Hall of Fame. He holds the NFL record for highest completion percentage in a season — 70.55 in 1982.

He won four NFL passing titles, which is tied for third-most all-time behind Sammy Baugh and Steve Young, and was named four times to the Pro Bowl. He led the league three times in lowest interception percentage, which is tied for second-most all-time behind Baugh.

When Anderson joined the pro coaching ranks as Bengals quarterbacks coach in 1993, he helped quarterback Jeff Blake chip away at a few of his own Cincinnati marks. In 1995, Blake supplanted Anderson in the categories of most completions in a season (326) and most consecutive games with a TD pass (21).

Anderson has played and coached only for the Bengals since completing his college career at Augustana (Ill.) in 1970. He was a third-round pick from the small school, the 67th selection in the draft. His 16 years of service as a player (1971-86) are the most in Bengals history, and he has held no other coaching position. Prior to joining the Bengals as a coach, he worked six years in Cincinnati as a sportscaster.

Anderson was born Feb. 15, 1949. His hometown is Batavia, Ill. Ken's wife's name is Cristy. Ken has a son, Matt, 26, and two daughters, Megan, 22, and Molly, 18.

PLAYING AND COACHING HISTORY — 1967-70: Played quarterback at Augustana (Ill.). **1971-86:** Quarterback, Bengals. **1993-96:** Assistant coach (AC), Bengals. **Oct. 21, 1996 through 2000:** Bengals offensive coordinator. **2001:** AC, Bengals.

LIGHTING UP THE SCOREBOARD

In Games 12-15 of the 1997 season, the Bengals became the first Cincinnati team to score 30 or more points in four straight games.

Cincinnati scored 31 vs. Jacksonville on Nov. 23, posted 42 at Philadelphia on Nov. 30, scored 41 vs. Tennessee on Dec. 4 and notched 31 vs. Dallas on Dec. 14.

SIGISMONDO CIOFFI — Defensive Assistant



Sigismondo "Louie" Cioffi is in his fifth season on the Bengals coaching staff. During the first three seasons of his Cincinnati career, he was the youngest full-time assistant coach in the NFL.

Cioffi (pronounced "CHO-fee") is charged with supervising the weekly distribution of information on how to attack the upcoming opponent's offense. He also works daily on the practice field. He has worked with linebackers and defensive backs the past few seasons. But in 2001 he'll work solely with the linebackers, assisting defensive coordinator Mark Duffner, who is combining the duties of coordinator and linebackers coach.

Regarding Cioffi's off-field duties, head coach Dick LeBeau says:

"Anything our defense has that is distributed to the players during the week is a product of Louie's work and research. He breaks down film, studies opponents' statistics and puts it all in a very useful package. Whatever you need in a logistical sense to get ready for an opponent, he handles it."

Cioffi's association with the NFL dates back to 1993, when he was a 20-year-old coaching assistant to Bruce Coslet's staff on the New York Jets. His responsibilities then included assembling play books and running video printers on game days. Cioffi also worked with the Jets in 1994.

Cioffi was wide receivers coach at C.W. Post University in Brookville, N.Y. in 1995 and '96. The 1996 team posted a 7-3 record en route to the ECAC Division II championship. In addition to his on-field responsibilities at C.W. Post, Cioffi prepared computer game analyses and scouting reports. He did all the computer work at Post for the offense and defense.

Bruce Coslet's first full year as Bengals head coach was 1997, and he hired Cioffi as part of a defensive staff reorganization.

Cioffi was born Sept. 21, 1973, in Queens, N.Y. On June 24 of this year, he and wife Cindy celebrated their first wedding anniversary. He graduated from the University of Stony Brook in 1995 with a degree in political science and a minor in philosophy.

COACHING HISTORY — 1993-94: Coaching assistant, New York Jets. **1995-96:** Assistant coach (AC), C.W. Post. **1997-2001:** AC, Bengals.

KEVIN COYLE — Cornerbacks



Kevin Coyle, defensive coordinator and secondary coach the past four seasons at Fresno State, joins the Bengals in 2001 as cornerbacks coach.

The 2001 season marks Coyle's 25th year in coaching. In his last 10 seasons prior to joining the Bengals, he was defensive coordinator and secondary coach at three Division I college programs — Syracuse, Maryland and Fresno State.

At Fresno State, Coyle's defenses produced three first team All-Western Athletic Conference players in both 1999 and 2000, best in the league both years. Fresno State ranked second in the WAC in 2000 in total defense and in scoring defense. The 1999 unit's accomplishments included limiting NCAA rushing leader LaDainian Tomlinson to a season-low 49 yards. In 1998, Coyle's Fresno defense allowed a school record-low 23 touchdowns.

At Maryland (1994-96), Coyle oversaw a dramatic improvement in the Terrapins' defense, steadily guiding a program that ranked last nationally the year prior to his arrival to a final total defense ranking of No. 29 in 1996.

At Syracuse (1991-93), Coyle's defense led the nation in interceptions (24) in 1992 and set a school record for fewest rushing yards allowed (1007) in an 11-game season.

Coyle has worked under Bengals defensive coordinator Mark Duffner in three of his previous coaching assignments — at the University of Cincinnati (1978-79), at Holy Cross (1986-90) and at Maryland (1994-96).

Duffner has made his mark as the most vocal and intense Bengals' assistant at practice. Coyle, partially because of his past association with Duffner, is from the same coaching school.

"We're very similar to begin with," Coyle says. "People influence you, and Mark has certainly had a big impact on my life. Not only in the Xs and Os of football, but in how to deal with people and motivate individuals to perform at their very best."

"You'll hear me on the field," Coyle adds. "It's the only way to coach this game. Enthusiasm. Energy. You hope it's contagious on the practice field and in the meeting room. Communication is vital to a successful pass defense."

Coyle is taking over a young group of corners with wide open competitive possibilities. Due to injuries and inexperience, the Bengals had nine different starting corners during the 1999-2000 seasons.

"Competition brings out the best in people," Coyle said, "and I believe we'll see some of our players really elevate their game."

At Maryland, Coyle coached future NFL cornerbacks Chad Scott (Pittsburgh) and Lewis Sanders (Cleveland). At Syracuse, he coached Jacksonville safety Donovan Darius and Detroit cornerback Kevin Abrams. He also had

Bengals strong safety Cory Hall at Fresno in a system similar to what the Bengals have run under LeBeau.

Coyle is a student of the zone blitz and studied tape of Dick LeBeau's Pittsburgh defenses during the mid-1990s. His attacking style of defense registered 138 sacks in four years at Fresno State.

Coyle was born Jan. 14, 1956. His hometown is Staten Island, N.Y. He and his wife, Louise, have a daughter, Jentain, 8.

PLAYING AND COACHING HISTORY — 1974-77: Played DB at University of Massachusetts. **1978-79:** Graduate assistant, University of Cincinnati. **1980:** Coaching assistant, Arkansas. **1981:** Defensive coordinator, U.S. Merchant Marine Academy. **1982-85:** Assistant coach (AC), Holy Cross. **1986-90:** Defensive coordinator, Holy Cross. **1991-93:** Defensive coordinator, Syracuse. **1994-96:** Defensive coordinator, Maryland. **1997-2000:** Defensive coordinator, Fresno State. **2001:** AC, Bengals.

JOHN GARRETT — Offensive Assistant



John Garrett, a former Bengals player and assistant coach, returns to the team in 2001 as offensive assistant after two seasons with the Arizona Cardinals.

Garrett was quarterbacks coach in Arizona in both 1999 and 2000, and worked in the development of talented quarterback

Jake Plummer. In 1999 he also was responsible for offensive quality control with the Cardinals.

"John brings a great deal of NFL experience to a role we didn't have on our offensive staff last season," said Bengals head coach Dick LeBeau. "He'll boost the development of our quarterbacks and wide receivers and give us an edge in game-planning during the season. His experience as an NFL player and coach is a valuable addition to our staff."

Garrett was previously on the Bengals coaching staff from 1995-98, serving in the position of offensive assistant/wide receivers in '95, as wide receivers coach in '96 and as offensive assistant in '97 and '98. The Bengals averaged 217 passing yards per game during Garrett's four seasons.

A Bengals wide receiver during the 1989 season, Garrett also was signed by the Buffalo Bills for a portion of '91. In the spring of 1991, he was one of the top receivers for the San Antonio Riders of the World League.

Garrett comes from a football background. His father, Jim, played pro football and coached in the NFL from 1970-84, and is currently a Dallas Cowboys scout. Brother Jason played QB for the Cowboys from 1994-99 and is in his second season with the New York Giants in 2001. Brother Judd played running back for Dallas and in the Canadian League, and is in his second year as a Miami Dolphins offensive assistant in 2001.

John Garrett's first assignment after his playing career was as a pro personnel assistant for three seasons (1992-94) with Tampa Bay. In addition to his personnel duties, he prepared for a coaching career by assisting with on-field coaching of wide receivers, by assisting offensive coaches with game plans and by assisting defensive coaches in the press box on game days.

He played in college at Columbia and Princeton, and is a Princeton graduate.

Garrett was born March 2, 1965, in Danville, Pa., and grew up in Monmouth Beach, N.J. He and his wife, Honor, have three children — son John Morgan and daughters Honor and Olivia — and they are expecting their fourth child in September 2001.

PLAYING AND COACHING HISTORY — 1983-85: Played WR at Columbia. **1986-87:** Played WR at Princeton. **1989:** WR, Bengals. **1991:** WR, San Antonio Riders (WIAF) and Buffalo Bills. **1992-94:** Pro personnel assistant, Tampa Bay Buccaneers. **1995-98:** Assistant coach (AC), Bengals. **1999-2000:** AC, Arizona Cardinals. **2001:** AC, Bengals.

RODNEY HOLMAN — Strength and Conditioning Assistant



One of the top tight ends in Bengals history, Rodney Holman returns to Cincinnati in 2001 as the team's assistant strength and conditioning coach.

Holman will work with Kim Wood, the dean of NFL strength and conditioning coaches, who joined the Bengals in 1975.

"As a player, Rodney showed a high work ethic and extreme dedication to the game," says Wood. "There were times I would point to Rodney and tell the players what

kind of man and what kind of player he was. Now to have him helping me is a huge bonus."

Holman will also work on the field with the offense in a variety of roles.

A third-round Bengals draft pick out of Tulane in 1982, Holman went to three straight Pro Bowls — following the 1988, '89 and '90 seasons — and played on three Cincinnati playoff teams. His 318 catches as a Bengal rank him sixth on the club's all-time list, and he stands eighth all-time in Bengals receiving yards with 4329. He scored 34 Bengals touchdowns.

His 14-year NFL playing career included 11 seasons with Cincinnati (1982-92) and three with Detroit (1993-95). All three of his Detroit clubs reached the playoffs.

(continued)

(Rodney Holman — cont'd)

Holman was an offensive assistant on the New Orleans Saints coaching staff in 1998 and '99.

Holman was born April 20, 1960, in Ypsilanti, Mich. He and his wife, Sandra, have two daughters, Shayla and Rachael.

RAY HORTON — Safeties



Ray Horton returns in 2001 for his fifth season on the Bengals defensive coaching staff. He is in charge of Cincinnati's safeties, a group that includes good talent and a range of experience levels.

Under Horton in 2000, starting safeties Darryl Williams and Chris Carter

were two of the defense's most productive players.

Williams, a veteran free safety entering his 10th NFL season in 2001, was the team's No. 2 tackler — behind LB Takeo Spikes — and led the team in forced fumbles (3). Carter, a fifth-year player in 2001, was acquired on waivers just before the regular season. He started the last 10 games at strong safety and rose to fourth on the team for the full season in the coaches' review of tackling totals. Also, Carter joined LB Steve Foley as the only defensive players with at least one entry in every column of the defensive stat charts.

Players whom Horton seeks to continue developing this season are third-year strong safety Cory Hall and fifth-year free safety Tremain Mack.

Horton was a Bengals cornerback from 1983-88. Bengals head coach Dick LeBeau was the team's secondary coach in 1983, and was defensive coordinator for

PLAYING AND COACHING HISTORY — 1978-81: Played tight end at Tulane. **1982-92:** Tight end, Bengals. **1993-95:** Tight end, Detroit Lions. **1998-99:** Offensive assistant, New Orleans Saints. **2001:** Strength and conditioning assistant, Bengals.

Horton's final five years with the franchise. Horton played defensive back for the Dallas Cowboys from 1989-92, and after beginning his coaching career with the Washington Redskins ('94-96), he returned to the Bengals in '97. LeBeau was Bengals assistant head coach/defensive coordinator at that time.

"Ray's experience as a former Bengal and Super Bowl player stands him in good stead in working with players," says LeBeau. "Ray always exhibited great football intelligence as a player, and he has continued to show that acumen as a coach."

Horton is in his eighth season in NFL coaching. He was assistant defensive backs coach for Washington from 1994-96, and was Bengals defensive backs coach from '97 through 2000.

Born April 12, 1960, in Tacoma, Wash., Horton played at the University of Washington, where he earned All Pac-10 honors. He was a second-round Bengals selection in the 1983 draft, the 53rd overall choice.

Ray and his wife, Leslie, have a daughter, Taylor, 13, and a son, Jarren, 9.

PLAYING AND COACHING HISTORY — 1979-82: Played DB at University of Washington. **1983-88:** Defensive back, Bengals. **1989-92:** Defensive back, Dallas Cowboys. **1994-96:** Assistant coach (AC), Washington Redskins. **1997-2001:** AC, Bengals.

TIM KRUMRIE — Defensive Line



Tim Krumrie is in his seventh season as an NFL coach in 2001, following a 12-year Bengals playing career during which his relentless work at nose tackle made him one of the most admired players in club history.

Krumrie's defensive line troops were hampered

last season by injuries to veterans Tom Barndt and Vaughn Booker, but the line still led the way in holding opponents to an average 3.8 yards per rush, the seventh-best performance in the NFL. In 1999, the Bengals allowed only 3.7 yards per rush and ranked ninth in the league.

Krumrie's playing history and his reputation for intensity have helped attract unrestricted free agents to the Bengals defensive line. Barndt and Booker both chose the Bengals on the open market in 2000, and in 1999, DT Oliver Gibson jumped from rival Pittsburgh to Cincinnati.

Gibson last season was the overall performance leader on the line, tying for the team lead in sacks and finishing second on the line in tackles. Yet another unrestricted free agent signee, DE Michael Bankston, was the leading tackler on the line last season.

"A big reason I'm happy here is because of Coach (Dick) LeBeau and Coach Krumrie," Gibson says. "There's a very thin line between good and great defensive teams, and we have the coaches to get the most out of us. The most important thing is to know what you're doing, and if anybody knows it on the line, it's Tim Krumrie."

Barndt also uses the phrase "a big reason" in describing Krumrie's influence on his signing with the Bengals.

Krumrie (pronounced "KRUM-rye") worked with then assistant head coach/defensive coordinator Dick LeBeau to convert the defense into a 4-3 front late in the 1999 season. LeBeau, now Cincinnati's head coach, was Bengals defensive coordinator during eight of Krumrie's 12 seasons as a player. He recalls the experience of coaching Krumrie as "a privilege."

"Tim's trademark was 100 percent involvement and

participation in every endeavor we ever asked of him," LeBeau says. "And he coaches exactly the same way."

Krumrie never missed a game during his Bengals playing career (excluding the 1987 players strike). He started 166 of his 193 games (including playoffs), and at one point had a streak of 160 starts in 161 games. He led the team in tackles five times — a most unusual feat for an interior lineman — and was selected as an AFC starter for the Pro Bowl following the 1987 and '88 seasons.

He suffered a severe leg fracture at the height of his playing career — during Super Bowl XXIII after the 1988 season — but returned from the injury to start the opening game of the 1989 campaign. He retired as a player after the 1994 season, and joined the Bengals coaching staff in '95 as a defensive assistant.

Summing up Krumrie's attitude as a player, Bengals president Mike Brown once said: "It wouldn't matter if you put Timmy out there with 10 runs on his side. He'd still

be playing just as hard, and be just as confident he was going to win."

It's an attitude Krumrie has taken into his coaching career.

Krumrie was born May 20, 1960 in Menomonie, Wis. He grew up in Mondovi, Wis., where he attended Mondovi High School. He and his wife, Cheryl, have a daughter, Kelly, 17, and a son, Dexter, 12.

Krumrie was inducted into the University of Wisconsin's Athletic Hall of Fame in 1999. His hobbies include riding his Harley-Davidson motorcycles and taking care of his quarter horses.

PLAYING AND COACHING HISTORY — 1979-

82: Played defensive tackle at Wisconsin. **1983-94:** Defensive tackle, Bengals. **1995-2001:** Assistant coach, Bengals.

STEVE MOOSHAGIAN — Wide Receivers



Steve Mooshagian, formerly the offensive coordinator at the University of Pittsburgh, is in his third season as Bengals wide receivers coach.

Mooshagian (pronounced "moo-SHAIG-ee-un") was presented with a key assignment in 2000, when the Bengals selected

receiver Peter Warrick with their top draft pick. Warrick made a smooth adjustment to the pro game under Mooshagian's direction, leading the team in both receptions (51) and receiving yards (592) while also earning praise as a solid team player and a positive ambassador for the franchise.

Mooshagian's receiver corps sustained a crippling injury last season when veteran Darnay Scott was lost in training camp to a leg fracture. But Scott is back for 2001, and in 1999 — in Mooshagian's first year on the job — Scott posted career highs in receptions (68), yards (1022) and touchdowns (7). Scott led the team in touchdowns in 1999, and his receiving mate, Carl Pickens, was tied for second with 6 scores.

Mooshagian resigned the offensive coordinator's position at Pitt to sign with the Bengals on Feb. 20, 1999.

At Pitt, he concentrated on coaching the wide receivers in addition to his coordinator's duties, and his units produced the top receiver in the Big East in each of his last two seasons.

Mooshagian came to Pittsburgh from Nevada-Reno, where he was offensive coordinator and quarterbacks coach in 1996. Under his direction, the Wolfpack led the nation that season with an average of 527 yards total offense per game.

Before joining Nevada-Reno, Mooshagian served one season as head coach at Fresno (Calif.) City College. He also spent 10 years as the wide receivers coach at Fresno State, his alma mater, and was recruiting coordinator for five of those seasons.

During his tenure at Fresno State, he had eight wide receivers drafted by the NFL, and three players he recruited and/or coached went on to start in a Super Bowl. The three are WR Stephen Baker (Super Bowl XXV with the N.Y. Giants), CB James Williams (Super Bowl XXVII with Buffalo) and LB Ron Cox (Super Bowl XXXI for Green Bay).

"Steve has a good way with players," says Bengals head coach Dick LeBeau. "He establishes his authority, but he also relates to them in a very genuine way as a teacher and counselor. I think that was very helpful to our young guys last year."

As a player, Mooshagian was one of Fresno State's top receivers, and he later signed a free-agent contract with the Los Angeles Express of the U.S. Football League.

Mooshagian was born March 27, 1959. His hometown is Downey, Calif. Steve and his wife, Rene, have three children — daughters Janaye, 17, and Danielle, 13, and son Robert, 15.

Steve's father, Ray, had a long career as one of the top high school coaches in Southern California.

PLAYING AND COACHING HISTORY — 1978-

79: Played wide receiver at Cerritos (Calif.) College. **1980-81:** Played wide receiver at Fresno State. **1982:** WR, Los Angeles Express (USFL). **1983:** Assistant coach (AC), Washington Union HS (Calif.). **1984:** Head coach, Washington Union HS. **1985-94:** AC, Fresno State. **1995:** Head coach, Fresno City College. **1996:** Offensive coordinator, Nevada-Reno. **1997-98:** Offensive coordinator, University of Pittsburgh. **1999-2001:** AC, Bengals.

LARGEST COACHING STAFF

The 2001 Bengals have the largest coaching staff in club history. Including strength and conditioning, there are 15 assistants working under head coach Dick LeBeau.

AL ROBERTS — Special Teams



A veteran of 14 years as an NFL special teams coach, Al Roberts is in his fifth season with the Bengals. He is an emotional, demonstrative coach who seeks to establish a true motivational relationship with his players.

Excellent kickoff coverage has been a consistent

strength for Roberts' special units throughout his career. The Bengals have not allowed a kickoff return for a touchdown in Roberts' four previous seasons, and last season Cincinnati ranked seventh in coverage with an average of 18.5 yards allowed per return. It was the second straight top-10 finish in the category, as the Bengals ranked sixth in 1999 with 18.7 yards allowed per return.

Also in 1999, Roberts directed Cincinnati's kick return teams to arguably the finest combined performance in club history, as both the kickoff and punt units finished third in the NFL.

The Bengals averaged 24.0 yards per kickoff return in '99, the club's best mark since 1970, and primary returner Tremain Mack became the first Bengal to lead the AFC in kickoff returns (27.1 average). Mack also became the first Bengal named to the Pro Bowl as a kick return specialist.

The punt return unit averaged 11.7 yards in '99, the club's best performance since 1992. Rookie Craig Yeast provided most of the spark, averaging a dazzling 20.9 yards on 10 returns. Yeast became the first Bengal to return two punts for TDs in one season since Lemar Parrish in 1974.

During the previous four years, Roberts worked to build a core of special teamers who are familiar with the system, and with each other. That group for 2001 is likely to include Marco Battaglia, Canute Curtis, Michael Basnight and Artrell Hawkins.

"We expect this to be our best year," Roberts says of the special teams. "We've got guys with energy, dedica-

tion and experience. And we've added an excellent special teams player in (free agent) Lorenzo Neal."

Roberts broke into the NFL in 1984-85 as running backs and special teams coach with the Houston Oilers. He was in the NFL again from 1988-90 as special teams coach at Philadelphia under Buddy Ryan. He moved to the N.Y. Jets from 1991-93 under head coach Bruce Coslet.

In 1994, Buddy Ryan became head coach of the Arizona Cardinals and invited Roberts back to his staff. Roberts left the Cardinals after the '95 season, in conjunction with Ryan's departure, and spent 1996 as running backs and special teams coach at the University of Washington. Roberts' prize pupil with the Huskies was current Bengals HB Corey Dillon, and the two formed a close relationship as Dillon broke six school records.

In 1997, Bruce Coslet hired Roberts back into the NFL with the Bengals, becoming the second NFL head coach to ask Roberts back for an encore stint after the head coach changed teams.

Roberts has 11 seasons of college coaching experience. In seven of those seasons, his teams advanced to bowl games, including the 1996 Washington Huskies.

Born in Fresno, Calif., on Jan. 6, 1944, Roberts played high school football in Merced, Calif., and played in college at Washington (1964-65) and Puget Sound (1967-68). He holds a bachelor of arts degree from Puget Sound. He and his wife, Arvela, have two sons, Kali, 30, and Kyle, 26, and a daughter, Genesis, 25.

They also have one granddaughter, Laryssa, 9.

PLAYING AND COACHING HISTORY — 1964-65: Played at Univ. of Washington. **1967-68:** Played at Univ. of Puget Sound. **1969-72:** Assistant coach (AC), Mercer Island (Wash.) High School. **1973-76:** Head coach, Garfield High School (Wash.). **1977-82:** AC, Univ. of Washington. **1983-84:** AC, L.A. Express (USFL). **1984-85:** AC, Houston Oilers. **1986-87:** AC, Purdue. **1988-90:** AC, Philadelphia Eagles. **1991-93:** AC, New York Jets. **1994-95:** AC, Arizona Cardinals. **1996:** AC, University of Washington. **1997-2001:** AC, Bengals.

FRANK VERDUCCI — Tight Ends



Frank Verducci, a veteran of 19 seasons in college coaching with 10 major bowl appearances, is in his third season as Bengals tight ends coach. He also assists Paul Alexander with the offensive line.

Last season, Cincinnati's tight ends improved their combined reception

total for the third straight season. Starter Tony McGee finished second on the club behind WR Peter Warrick in both receptions (26) and yards (309), despite missing the last two games with an ankle injury.

"Frank is tough, but I've enjoyed having him as a

coach," says McGee, a ninth-year NFL veteran. "Having spent a lot of years with college programs, he's really honest with you about what he wants and what you need to work on."

"Sometimes at this level, coaches tell players what they think they want to hear," McGee continues. "But Frank shoots straight from the hip. He's consumed with technique. He makes you realize that in a tough situation, when all else fails, you can fall back on technique. If you truly apply yourself to technique in practice and bring that to the field on Sunday, you're giving yourself an assurance of success."

The tight ends also made a significant blocking contribution last season as the Bengals got a club-record 1435 rushing yards from HB Corey Dillon, who made the Pro Bowl for the second straight year. McGee joined with back-

ups Marco Battaglia and Steve Bush to help the Bengals finish second in the NFL in rushing yards (144.6 yards per game).

In 1999, Verducci's unit helped pave the way for 1235 rushing yards by Dillon as the Bengals finished sixth in total rushing yards and third in yards per carry (4.6).

Prior to joining the Bengals, Verducci (pronounced "vur-DOO-chee") spent 12 seasons with Hayden Fry at Iowa, including the last seven as offensive line coach. He also coached tight ends under Jerry Claiborne and later under Bobby Ross at Maryland (1981-83), spent two years as receivers coach under Francis Peay at Northwestern (1987-88), and coached running backs for Lee Corso at Northern Illinois (1984).

Verducci's credentials to work with tight ends on blocking are evident not only from last season's Bengals performance, but from his work at Iowa.

At Iowa, 11 offensive linemen Verducci coached went on to enter the NFL from 1993-98. The list includes Bengals' 1998 third-round draft pick Mike Goff and Packers' '97 first-round pick Ross Verba.

Verducci's lines paved the way for record-setting performances by Iowa skill position players. Running back Tavian Banks set school records for rushing yards in a game (314) and a season (1691) during Verducci's ten-

ure, and former Bengal Sedrick Shaw set the career rushing record (4156).

The Hawkeyes established rushing records for the Sun Bowl in 1995 and the Alamo Bowl in '96. The 1994 line established a school record for fewest sacks allowed (10), and the '97 line led the Hawkeyes to the Big Ten rushing title.

At Maryland, Verducci helped coach the Terps to berths in the 1982 Aloha and '83 Citrus bowls. His bowl experience at Iowa included two berths each in the Rose (1986, '91), Holiday ('86, '91), Alamo ('93, '96) and Sun ('95, '97).

Verducci was born March 17, 1957. His hometown is Glen Ridge, N.J. He played tight end and fullback in 1975 at the U.S. Merchant Marine Academy-Kings Point, and went on to receive his bachelor's degree from Seton Hall University. Frank and his wife, Noel, have a son, Jack, 9, and a daughter, Cameron, 4.

PLAYING AND COACHING HISTORY — 1975:

Played TE and FB at U.S. Merchant Marine Academy-Kings Point. **1980:** Assistant coach (AC), Colorado State. **1981-83:** AC, Maryland. **1984:** AC, Northern Illinois. **1985-86:** AC, Iowa. **1987-88:** AC, Northwestern. **1989-98:** AC, Iowa. **1999-2001:** AC, Bengals.

KIM WOOD — Strength and Conditioning



In his 27th season with the Bengals, Kim Wood is the dean of NFL strength and conditioning coaches. A hard-driving coach who still maintains an easy rapport with his players, Wood has set up strength and conditioning programs for a number of NFL teams.

He is known nationwide for his outspoken stance against the use of steroids in strength training. The Bengals' training program was aggressively steroid-free long before official sanctions against the drugs became a nationwide norm.

Wood has seen many of his athletes perform impressive feats in the weight room, but that's not his goal.

"We train very hard, but we're not training our people

to be weight lifters or power lifters," Wood says. "We always keep the perspective that we're working with these guys to be the best football players they can be."

An outstanding running back at the University of Wisconsin during his college days, Wood has worked under all eight head coaches in Bengals history. He joined the club in 1975, Paul Brown's final season as head coach, and has since coordinated strength training for Bill Johnson, Homer Rice, Forrest Gregg, Sam Wyche, Dave Shula, Bruce Coslet and Dick LeBeau.

Wood's birthdate is July 12, 1945. His hometown is Barrington, Ill. He has four children: John, 22; twins Becky and Alyssa, 20; and Jacqueline, 17. John Wood is a junior nose tackle at the University of Michigan.

PLAYING AND COACHING HISTORY — 1964-

66: Played running back at Wisconsin. **1975-2001:** Strength and conditioning coach, Bengals.

RUSHING INTO HISTORY

The Bengals set a team record with 407 rushing yards in their 31-21 win over Denver last Oct. 22 at Paul Brown Stadium, and they posted the No. 3 rushing total in team history last Dec. 3 with 292 yards in a 24-13 victory vs. Arizona. The No. 2 performance of 300 yards took place on Dec. 7, 1986 at New England.

Corey Dillon led the way in the record-setting performance against the Broncos, rushing for an NFL single-game record 278 yards. Dillon also topped the 200-yard plateau in the Arizona game with 216.

Paul Brown Stadium sets dynamic tone for Cincinnati's Rebirth of the Riverfront

The Bengals in 2001 are in their second season at Paul Brown Stadium, a 65,393-seat NFL showplace on the banks of the Ohio River.

PBS, as it's known for short, has been acclaimed both locally and nationally for its pace-setting architecture, its views of downtown and the riverfront, and its fan amenities.

"In the best of the new stadiums, the experience of just walking in wakes you up," says Bengals president Mike Brown. "It's exciting just to be there. From day one, we made this a goal for our new stadium. We want it to be the best setting for pro football in the country, and we think our fans agree that it is."

The Bengals hosted the five largest crowds ever to see a sports event in Cincinnati during the inaugural season at the stadium. Attendance for the Cleveland game on Sept. 10 was a record 64,006. Four other Bengals home crowds — 63,925 for Pittsburgh, 63,406 for Tennessee, 61,603 for Denver and 61,535 for Miami — exceeded the pre-2000 attendance record. Though the Cleveland and Pittsburgh games were sellouts for local TV coverage, attendance did not reach the 65,393 mark because NFL sellout policy does not include the private suite and club areas. Those seats in PBS were sold only on a season-long basis, and not all were sold for the 2000 season.

Before PBS, the largest crowd for a sports event in Cincinnati was 60,284, for a Bengals-Browns game on Oct. 17, 1971 at Riverfront Stadium (later renamed Cinergy Field). The largest crowd in Cincinnati history for a sports event other than a Bengals game is 56,393,

for Game 5 of the World Series between the Cincinnati Reds and Boston Red Sox at Riverfront Stadium on Oct. 16, 1975.

The Bengals' 2000 attendance average at PBS was 58,749, a 16.1% increase per game over the 1999 season figure of 50,585. That percentage increase was the fourth-largest in the NFL in 2000.

Named for the Pro Football Hall of Fame legend who founded both the Cleveland Browns and Bengals franchises, Paul Brown Stadium is an open-air facility that includes 114 private suites and 7600 club seats.

Winner of a major architectural award even before construction was completed, the stadium has been a catalyst for Cincinnati's "Rebirth of the Riverfront." It is the first completed project of a major renewal, forming the western bookend of an area to be bordered on the east by a new Reds baseball stadium. In between will be dramatic park land, new housing, and other attractions headlined by the National Underground Railroad Freedom Center, a world-class museum celebrating Cincinnati's role as a transit point for runaway slaves during the mid-1800s.



**PAUL BROWN
STADIUM**



Bill Koch, sports columnist for *The Cincinnati Post*, wrote that Paul Brown Stadium "celebrates its setting."

"From the west side," Koch went on, "you gaze into Price Hill, with Union Terminal off in the distance. From the east, you walk through the club lounge and see the river, the Roebling Suspension Bridge and the downtown skyline. You are not in Anytown, USA. You are unmistakably in Cincinnati."

More than three years ago, a distinguished architectural panel recognized the stadium's potential from studies of its design. In May of 1998, Paul Brown Stadium was one of 15 projects selected for an American Architecture Award. There were more than 300 entries, from both the United States and abroad, and PBS was the only stadium among the winners.

Though hailed for its futuristic design, the stadium's primary purpose is to serve as a premier venue for watching football. Almost 70 percent of the seats are along the sidelines, positioned for superior sight lines to the field.

In the area of fan amenities, Paul Brown Stadium set new industry standards during the 2000 season. The list included:

- Two super-sized video boards with state-of-the-art LED technology.
- More than 1200 restroom fixtures — one for every 50 fans, the best ratio in the NFL.
- More than 400 "points of sale" for food and beverages, again the best ratio in the NFL.
- Seats in most areas of 20 inches in width, larger than the industry standard of 19 inches.
- Extra-wide concourses — more than twice as wide as those at Cinergy Field — to help fans visit concession stands and restrooms without crowding.
- A distributed sound system to provide crystal-clear audio for fans seated in all areas.
- The NFL's only LED sideline boards, capable of showing video graphics and statistical information.

The new stadium also carries a crucial link to the past. In an era when many sports facilities carry corporate names for naming rights fees, Cincinnati's stadium bears only the name of the late Paul Brown.

"We like the fact that our stadium name honors the tradition of the NFL," said Mike Brown. "Many names now don't have anything to do with the game."

Additional facts and figures on Paul Brown Stadium:

LOCATION: The stadium site is on the western side of Cincinnati's downtown riverfront. It is bordered by Elm Street on the east, Central Avenue on the west, Pete Rose

Way on the north and Mehring Way on the south. The southern border of the stadium is one block from the Ohio River, and will be connected to the riverfront with a city park.

DIMENSIONS: The stadium site covers approximately 22 acres, and Paul Brown Stadium itself reaches a height of 157 feet.

PLAYING SURFACE: Heated natural grass. A new, Kentucky bluegrass field was installed in the spring of 2001, replacing the Bermuda grass field which was used on an interim basis during the inaugural season.

PRIVATE SUITES: Each of the 114 suites features retractable glass windows, allowing fans the option to watch in climate-controlled comfort or to bring in the outdoor experience. Suite holders can enjoy premium parking, an exclusive entrance, specialized catering, personalized concierge service and elegant interior designs. Suites include 12 spacious fixed stadium seats and four elevated seats at a drink rail with a view of the game.

CLUB SEATING: Club patrons enjoy extra-wide, padded seats at the prime football viewing level with in-seat food and beverage service, and access to the Club Level Lounges featuring fine dining as well as prime views of the downtown skyline or riverfront.

PAUL BROWN

Paul Brown Stadium honors not only the founder and first coach of the Bengals, but a man who was also one of the great innovators in pro football history.

"Whether they know it or not, nearly everyone in football has been affected by Paul Brown," former NFL Commissioner Pete Rozelle said in 1991. "His wealth of ideas changed the game."



Elected in 1967 to the Pro Football Hall of Fame, Brown also was founder and first coach of the Cleveland Browns, whom he guided to seven league championships in their first 12 seasons. He posted a .660 winning percentage over 25 years of pro coaching (222-112-9, including playoffs). Earlier in his career, he created an Ohio dynasty at Massillon High School and coached Ohio State University to a national championship (1942).

Brown pioneered coaching as a year-round profession, invented the draw play, introduced the use of face masks on helmets, initiated film study and classroom instruction of players, and was the first coach to call plays from the sidelines. He also broke the color barrier in modern American pro sports, as his Cleveland team featured black stars Marion Motley and Bill Willis in 1946, a year before Jackie Robinson's debut in major league baseball.

Born in Norwalk, Ohio, and reared in Massillon, Brown was Bengals coach and general manager from 1968-75. He stepped down as coach following an 11-3 season in 1975, and continued in the GM's role until his death at age 82 on Aug. 5, 1991.

BENGALS STADIUM FIRSTS & LASTS

NIPPERT STADIUM (1968-69)

FIRST PRESEASON GAME: Aug. 3, 1968

Final Score: Kansas City 38, Bengals 14; **Attendance:** 21,682

FIRST REGULAR-SEASON GAME: Sept. 15, 1968

Final Score: Bengals 24, Denver 10; **Attendance:** 25,049

First Bengals Scoring Play: Dale Livingston 49-yard FG (12:02 left in 3rd quarter)

First Bengals TD: Bob Trumpy 58-yard pass from John Stofa (8:58 left in 3rd quarter)

First Opp. Scoring Play: Bob Humphreys 33-yard FG (3:07 left in 3rd quarter)

First Opp. TD: Eric Crabtree 5-yard pass from Jim Leclair (11:57 left in 4th quarter)

LAST REGULAR-SEASON GAME: Nov. 16, 1969

Final Score: Boston 25, Bengals 14; **Attendance:** 25,913

Last Bengals Scoring Play: Jess Phillips 4-yard TD run; Horst Muhlmann PAT kick (13:10 left in 4th quarter)

Last Opp. Scoring Play: Gino Cappelletti 43-yard FG (7:58 left in 3rd quarter)

Last Opp. TD: Charley Frazier 6-yard pass from Mike Taliaferro; Gino Cappelletti PAT kick (1:24 left in 1st quarter)

BENGALS' TOTAL W-L RECORD AT NIPPERT (REGULAR SEASON): 6-8-0 (.429)

LARGEST CROWD AT NIPPERT: 28,642 on Sept. 29, 1968; San Diego 31, Bengals 10



Photo Courtesy Univ. of Cincinnati

RIVERFRONT STADIUM/CINERGY FIELD (1970-99)

(Note: Stadium was called Riverfront Stadium from 1970-95 and was renamed Cinergy Field in 1996.)

FIRST PRESEASON GAME: Aug. 8, 1970

Final Score: Bengals 27, Washington 12; **Attendance:** 52,299

FIRST REGULAR-SEASON GAME: Sept. 20, 1970

Final Score: Bengals 31, Oakland 21; **Attendance:** 56,616

First Bengals Scoring Play: Sam Wyche 5-yard TD run (13:08 left in 1st quarter)

First Opp. Scoring Play: Fred Biletnikoff 20-yard TD pass from Daryle Lamonica (0:30 left in 1st quarter)

LAST REGULAR-SEASON GAME: Dec. 12, 1999


Final Score: Bengals 44, Cleveland 28; **Attendance:** 59,972

Last Bengals Scoring Play: Darnay Scott 52-yard TD pass from Jeff Blake; Doug Pelfrey PAT kick (3:15 left in 3rd quarter)

Last Opp. Scoring Play: Darrin Chiaverini 19-yard TD pass from Ty Detmer; Phil Dawson PAT kick (0:49 left in 4th quarter)

BENGALS' TOTAL W-L RECORD AT RIVERFRONT/CINERGY (REGULAR SEASON): 128-100-0 (.561)

LARGEST CROWD AT RIVERFRONT/CINERGY: 60,284 on Oct. 17, 1971; Cleveland 27, Bengals 24



PAUL BROWN STADIUM (2000-PRESENT)

FIRST PRESEASON GAME: Aug. 19, 2000

Final Score: Bengals 24, Chicago 20; **Attendance:** 56,180

FIRST REGULAR-SEASON GAME: Sept. 10, 2000

Final Score: Cleveland 24, Bengals 7; **Attendance:** 64,006

First Bengals Scoring Play: Ron Dugans 4-yard TD pass from Akili Smith (14:33 left in 2nd quarter)

First Opp. Scoring Play: Travis Prentice 16-yard TD run (3:43 left in 1st quarter)

BENGALS' TOTAL W-L RECORD AT PAUL BROWN STADIUM (REGULAR SEASON): 3-5-0 (.375)

LARGEST CROWD AT PAUL BROWN STADIUM: 64,006 on Sept. 10, 2000; Cleveland 24, Bengals 7



SECTION 2



PLAYERS

BENGALS VETERAN ROSTER

(As of July 1, 2001)

NO	NAME	POS	HT	WT	BORN	EXP	COLLEGE	HOMETOWN	HOW ACQ
71	ANDERSON, Willie	OT	6-5	340	7-11-75	6	Auburn	Whistler, Ala.	D1'96
33	ARMOUR, JoJuan	SS	5-11	220	7-10-76	3	Miami (Ohio)	Toledo, Ohio	FA00
93	BARNDT, Tom	DT	6-3	300	3-14-72	6	Pittsburgh	Mentor, Ohio	UFA(KC)'00
35	BASNIGHT, Michael	HB	6-1	235	9-3-77	3	N. Carolina A&T	Norfolk, Va.	FA'99
89	BATTAGLIA, Marco	TE	6-3	249	1-25-73	6	Rutgers	Queens, N.Y.	D2'96
23	BEAN, Robert	CB	5-11	178	1-6-78	2	Mississippi State	Atlanta, Ga.	D5'00
36	BENNETT, Brandon	HB	5-11	220	2-3-73	3	South Carolina	Taylors, S.C.	FA'99
96	BOOKER, Vaughn	DE	6-5	300	2-24-68	8	Cincinnati	Cincinnati, Ohio	UFA(BB)'00
74	BRAHAM, Rich	C	6-4	309	11-6-70	8	West Virginia	Morgantown, W.Va.	W(Ariz)'94
10	BRICE, WILL	P	6-4	230	10-24-74	3	Virginia	Lancaster, S.C.	W(Car)'01
42	CARTER, Chris	FS	6-2	212	9-27-74	5	Texas	Tyler, Texas	W(NE)'00
21	CARTER, Tom	CB	6-0	187	9-5-72	9	Notre Dame	St. Petersburg, Fla.	FA'01
92	COPELAND, John	DE	6-3	287	9-20-70	9	Alabama	Lanett, Ala.	FA'01
4	COVINGTON, Scott	QB	6-2	217	1-17-76	3	Miami (Fla.)	Laguna Niguel, Calif.	D7b'99
8	CUNNINGHAM, Richie	K	5-10	167	8-18-70	4	Southwestern Louisiana	Terrebonne, La.	FA'01
8	CURTIS, Canute	OLB	6-2	257	8-4-74	5	West Virginia	Amityville, N.Y.	FA'98
28	DILLON, Corey	HB	6-1	225	10-24-74	5	Washington	Seattle, Wash.	D2'97
76	DOUGHTY, Mike	OT	6-7	308	2-18-75	2	Notre Dame	Lakeville, Minn.	FA'00
81	DUGANS, Ron	WR	6-2	205	4-27-77	2	Florida State	Tallahassee, Fla.	D3'00
93	FARMER, Danny	WR	6-3	215	5-21-77	2	UCLA	Los Angeles, Calif.	W(Pitt)'00
95	FOLEY, Steve	OLB	6-3	260	9-9-75	4	Northeast Louisiana	Little Rock, Ark.	D3a'98
47	GAVDZA, Jason	TE	6-3	258	1-31-76	1	Kent State	Toronto, Ontario (Canada)	FA'01
99	GIBSON, Oliver	DT	6-2	315	3-15-72	7	Notre Dame	Chicago, Ill.	UFA(Pitt)'99
63	GOFF, Mike	G	6-5	311	1-6-76	4	Iowa	Perru, Ill.	D3b'98
25	GRAY, Carlton	CB	6-0	202	6-26-71	9	UCLA	Cincinnati, Ohio	FA'01
87	GRIFFIN, Damon	WR-KR	5-9	186	6-14-76	3	Oregon	Monrovia, Calif.	W(SF)'99
46	GROCE, Cliff	FB	5-11	240	7-30-72	5	Texas A&M	College Station, Texas	FA'99
62	GUTIERREZ, Brock	C	6-3	304	9-25-73	5	Central Michigan	Charlotte, Mich.	FA'98
26	HALL, Cory	SS	5-0	213	12-5-76	3	Fresno State	Bakersfield, Calif.	D3'99
27	HAWKINS, Artrell	CB	5-10	190	11-24-75	4	Cincinnati	Johnstown, Pa.	D2'98
22	HEATH, Rodney	CB	5-10	177	10-29-74	3	Minnesota	Cincinnati, Ohio	FA'99
97	HENRY, Kevin	DE	6-4	285	10-23-68	9	Mississippi State	Mound Bayou, Miss.	UFA(Pitt)'01
65	JACKSON, John	OT	6-6	300	1-4-65	14	Eastern Kentucky	Cincinnati, Ohio	FA'00
6	JOHNSON, Malcolm	WR	6-5	215	8-27-77	3	Notre Dame	Washington, D.C.	W(NY)'01
29	KEATON, Curtis	HB	5-10	219	10-18-76	2	James Madison	Columbus, Ohio	D4'00
3	KITNA, Jon	QB	6-2	217	9-21-72	5	Central Washington	Tacoma, Wash.	UFA(Sea)'01
94	LANGFORD, Jevon	DE	6-3	270	2-16-74	6	Oklahoma State	Washington, D.C.	D4'96
34	MACK, Tremain	SS-KOR	6-0	193	11-21-74	5	Miami (Fla.)	Tyler, Texas	D4'97
82	McGEE, Tony	TE	6-4	248	4-21-71	9	Michigan	Terre Haute, Ind.	D2'93
43	McMULLEN, Kirk	LS-TE	6-4	255	7-19-77	1	Pittsburgh	Imperial, Pa.	FA'00
19	MITCHELL, Scott	QB	6-6	240	1-2-68	12	Utah	Springville, Utah	UFA(Balt)'00
41	NEAL, Lorenzo	FB	5-11	240	12-27-70	9	Fresno State	Fresno, Calif.	FA'01
72	O'DWYER, Matt	G	6-5	313	9-1-72	7	Northern Iowa	Lincolnshire, Ill.	UFA(NY)'99
18	PLUMMER, Chad	WR	6-3	212	11-30-75	2	Cincinnati	Tallahassee, Fla.	FA'00
17	POPE, Daniel	P	5-10	203	3-28-75	3	Alabama	Alpharetta, Ga.	W(KC)'00
5	RACKERS, Neil	K	6-0	205	8-16-76	2	Illinois	Florissant, Mo.	D6'00
79	REHBERG, Scott	G	6-8	315	11-17-73	5	Central Michigan	Kalamazoo, Mich.	FA'00
64	ROESLER, Roger	C	6-5	307	10-5-77	1	Texas	Round Rock, Texas	FA'00
20	ROMAN, Mark	CB	5-11	184	3-26-77	2	Louisiana State	New Iberia, La.	D2'00
57	ROSS, Adrian	MLB	6-2	256	2-19-75	4	Colorado State	Elk Grove, Calif.	CFA'98
48	ST. LOUIS, Brad	LS-TE	6-3	247	8-19-76	2	SW Missouri State	Belton, Mo.	D7'00
86	SCOTT, Darnay	WR	6-1	204	7-7-72	8	San Diego State	St. Louis, Mo.	D2'94
56	SIMMONS, Brian	MLB	6-3	248	6-21-75	4	North Carolina	New Bern, N.C.	D1b'98
11	SMITH, Akili	QB	6-3	220	8-21-75	3	Oregon	San Diego, Calif.	D1'99
59	SPEARMAN, Armegis	OLB	6-1	258	4-5-78	2	Mississippi	Bruce, Miss.	CFA'00
51	SPIKES, Takeo	OLB	6-2	245	12-17-76	4	Auburn	Sandersville, Ga.	D1a'98
70	STEELE, Glen	DT	6-4	300	10-4-74	4	Michigan	Ligonier, Ind.	D4'98
75	STEPHENS, Jamain	OT	6-6	340	1-9-74	6	North Carolina A&T	Lumberton, N.C.	W(Pitt)'99
24	THOMPkins, Gary	SS	5-11	200	1-29-77	1	West Virginia	Miami, Fla.	FA'00
80	WARRICK, Peter	WR	5-11	195	6-19-77	2	Florida State	Bradenton, Fla.	D1'00
73	WEBB, Richmond	OT	6-6	325	1-11-67	12	Texas A&M	Dallas, Texas	UFA(Mia)'01
31	WILLIAMS, Darryl	FS	6-0	205	1-8-70	10	Miami (Fla.)	Miami, Fla.	FA'00
44	WILLIAMS, KENNETH	FB	6-1	259	4-15-77	1	Florida A&M	Baltimore, Md.	FA'01
30	WILLIAMS, Nick	FB	6-2	267	3-30-77	3	Miami (Fla.)	Farmingville Hills, Mich.	D5'99
91	WILLIAMS, Tony	DT	6-1	292	7-9-75	5	Memphis	Germantown, Tenn.	UFA(Minn)'01
55	WILSON, Reinard	DE	6-2	272	12-17-73	5	Florida State	Lake City, Fla.	D1'97
84	YEAZ, Craig	WR-KR	5-7	167	11-20-76	3	Kentucky	Harrodsburg, Ky.	D4'99

CF-A - College Free Agent; D - Draft; FA - Veteran Free Agent (Released); T - Trade; UFA - Unrestricted Free Agent; W - Waivers

BENGALS ROOKIE ROSTER

(As of July 1, 2001)

NO	NAME	POS	HT	WT	BORN	COLLEGE	HOMETOWN	HOW ACQ
67	BOYLE, Jeff	DT	6-1	290	5-17-78	Wyoming	Norton, Kan.	CFA'01
49	BREWER, Sean	TE	6-4	255	10-5-77	San Jose State	Riverside, Calif.	D'01
37	BRYANT, Kenny	CB	5-11	186	3-9-78	Jackson State	Jackson, Miss.	CFA'01
66	CHASE, Jeff	G	6-4	303	3-23-76	Texas A&M-Kingsville	Rowland Heights, Calif.	CFA'01
53	EDMONDS, Chris	OLB	6-3	250	1-1-78	West Virginia	Pittsburgh, Pa.	CFA'01
52	HARRIS, Rashad	MLB	6-2	241	9-27-79	Louisville	Huntsville, Ala.	CFA'01
16	HOUSHMANDZADEH, T.J.	WR	6-1	197	9-26-77	Oregon State	Barstow, Calif.	D'01
85	JOHNSON, Chad	WR	6-2	192	1-9-78	Oregon State	Miami, Fla.	D'01
50	JOHNSON, Riall	OLB	6-3	243	4-20-78	Stanford	Lynnwood, Wash.	D'01
32	JOHNSON, Rudi	HB	5-10	233	10-1-79	Auburn	Eltrick, Va.	D'01
39	LEE, Jared	FS	5-11	200	4-14-77	Brigham Young	Rexburg, Idaho	CFA'01
69	LEWIS, Calvin	DT	6-4	283	12-6-77	Memphis	Riverdale, Ga.	CFA'01
77	LEYVA, Victor	G	6-4	315	12-18-77	Arizona State	Porterville, Calif.	D'01
78	MOORE, Freddie	OT	6-6	304	8-27-77	Florida A&M	Tallahassee, Fla.	CFA'01
9	NORTH, Ramondo	WR	6-0	180	3-30-77	North Carolina A&T	Charlotte, N.C.	CFA'01
54	PETTJOHN, Duke	OLB	6-1	249	6-7-77	Syracuse	Mattapan, Mass.	CFA'01
45	PULOKA, Dave	MLB	6-1	258	1-12-79	Holy Cross	Arlington, Mass.	CFA'01
15	ROSIER, Chris	WR	6-1	205	12-31-77	William & Mary	Great Falls, Va.	CFA'01
58	SHAKIR, Kamal	OLB	6-1	238	4-17-78	Memphis	Norcross, Ga.	CFA'01
90	SMITH, Justin	DE	6-4	270	9-30-79	Missouri	Holt's Summit, Mo.	D'01

CFA — College Free Agent, D — Draft

PLAYERS

BENGALS NUMERICAL ROSTER

(As of July 1, 2001)

3	Jon Kitna	QB	37	Kenny Bryant	CB	72	Matt O'Dwyer	G
4	Scott Covington	QB	39	Jared Lee	FS	73	Richmond Webb	OT
5	Neil Rackers	K	41	Lorenzo Neal	FB	74	Rich Braham	C
6	Malcolm Johnson	WR	42	Chris Carter	FS	75	Jamain Stephens	OT
8	Richie Cunningham	K	43	Kirk McMullen	LS-TE	76	Mike Doughty	OT
9	Ramondo North	WR	44	Kenneth Williams	FB	77	Victor Leyva	G
10	Will Brice	P	45	Dave Puloka	MLB	78	Freddie Moore	OT
11	Akili Smith	QB	46	Clif Groce	FB	79	Scott Rehberg	G
15	Chris Rosier	WR	47	Jason Gavadza	TE	80	Peter Warrick	WR
16	T.J. Houshmandzadeh	WR	48	Brad St. Louis	LS-TE	81	Ron Dugans	WR
17	Daniel Pope	P	49	Sean Brewer	TE	82	Tony McGee	TE
18	Chad Plummer	WR	50	Riall Johnson	OLB	83	Danny Farmer	WR
19	Scott Mitchell	QB	51	Takeo Spikes	OLB	84	Craig Yeast	WR-KR
20	Mark Roman	CB	52	Rashad Harris	MLB	85	Chad Johnson	WR
21	Tom Carter	CB	53	Chris Edmonds	OLB	86	Darnay Scott	WR
22	Rodney Heath	CB	54	Duke Pettijohn	OLB	87	Damon Griffin	WR-KR
23	Robert Bean	CB	55	Reinard Wilson	DE	89	Marco Battaglia	TE
24	Gary Thompkins	SS	56	Brian Simmons	MLB	90	Justin Smith	DE
25	Carlton Gray	CB	57	Adrian Ross	MLB	91	Tony Williams	DT
26	Cory Hall	SS	58	Kamal Shakir	OLB	92	John Copeland	DE
27	Artrell Hawkins	CB	59	Armagis Spearman	OLB	93	Tom Barnot	DT
28	Corey Dillon	HB	62	Brock Gutierrez	C	94	Jevon Langford	DE
29	Curtis Keaton	HB	63	Mike Goff	G	95	Steve Foley	OLB
30	Nick Williams	FB	64	Roger Roesler	C	96	Vaughn Booker	DE
31	Darryl Williams	FS	65	John Jackson	G	97	Kevin Henry	DE
32	Rudi Johnson	HB	66	Jeff Chase	OT	98	Canute Curtis	OLB
33	JoJuan Armour	SS	67	Jeff Boyle	DT	99	Oliver Gibson	DT
34	Tremain Mack	SS-KOR	69	Calvin Lewis	DT			
35	Michael Basnight	HB	70	Glen Steele	DT			
36	Brandon Bennett	HB	71	Willie Anderson	OT			

BENGALS DEPTH CHART

(As of July 1, 2001)

OFFENSE

WR	86 - Darnay Scott	85 - <u>Chad Johnson</u>	87 - Damon Griffin
			18 - Chad Plummer
			6 - Malcolm Johnson
			9 - <u>Ramondo North</u>
LT	73 - Richmond Webb	65 - John Jackson	76 - Mike Doughty
LG	72 - Matt O'Dwyer	79 - Scott Rehberg	66 - <u>Jeff Chase</u>
C	74 - Rich Braham	62 - Brock Gutierrez	64 - <u>Roger Roesler</u>
RG	63 - Mike Golf	77 - <u>Victor Leiva</u>	
RT	71 - Willie Anderson	75 - Jamain Stephens	78 - <u>Freddie Moore</u>
TE	82 - Tony McGee	89 - Marco Battaglia	49 - <u>Sean Brewer</u>
			47 - <u>Jason Gavadza</u>
			48 - Brad St. Louis
WR	80 - Peter Warrick	81 - Ron Dugans	43 - <u>Kirk McMullen</u>
			83 - Danny Farmer
			84 - Craig Yeast
			16 - <u>T.J. Houshmandzadeh</u>
			15 - <u>Chris Rosier</u>
QB	3 - <u>Jon Kitna</u>	4 - Scott Covington	
	19 - <u>Scott Mitchell</u>		
	11 - <u>Akili Smith</u>		
HB	28 - Corey Dillon	36 - Brandon Bennett	35 - Michael Basnight
			29 - Curtis Keaton
			32 - <u>Rudi Johnson</u>
FB	41 - Lorenzo Neal	46 - Cliff Groce	44 - <u>Kenneth Williams</u>
			30 - Nick Williams#

DEFENSE

LE	96 - Vaughn Booker	97 - Kevin Henry	67 - <u>Jeff Boyle</u>
LDT	99 - Oliver Gibson	93 - Tom Barndt	69 - <u>Calvin Lewis</u>
RDT	91 - Tony Williams	70 - Glen Steele	94 - Jevon Langford
RE	90 - <u>Justin Smith</u>	92 - John Copeland	55 - Reinard Wilson
			50 - <u>Riali Johnson</u>
LLB	95 - Steve Foley	98 - Canute Curtis	53 - <u>Chris Edmonds</u>
			52 - <u>Rashad Harris</u>
MLB	56 - Brian Simmons	57 - Adrian Ross	45 - <u>Dave Puloka</u>
			58 - <u>Kamal Shakir</u>
RLB	51 - Takeo Spikes	59 - Armegis Spearman	54 - <u>Duke Pettijohn</u>
			21 - Tom Carter
LCB	23 - Robert Bean	20 - Mark Roman	25 - Carlton Gray
RCB	22 - Rodney Heath	27 - Artrell Hawkins	37 - <u>Kenny Bryant</u>
			33 - JoJuan Armour
SS	26 - Cory Hall	34 - Tremain Mack	24 - <u>Gary Thompson</u>
			39 - <u>Jared Lee</u>
FS	42 - Chris Carter	31 - Darryl Williams	

SPECIALTY

P	17 - Daniel Pope	10 - Will Brice	
K	5 - Neil Rackers	8 - Richie Cunningham	
H	17 - Daniel Pope	19 - Scott Mitchell	
KO	5 - Neil Rackers	8 - Richie Cunningham	
KOR	34 - Tremain Mack	29 - Curtis Keaton	83 - Danny Farmer
			87 - Damon Griffin
			32 - <u>Rudi Johnson</u>
			16 - <u>T.J. Houshmandzadeh</u>
			9 - <u>Ramondo North</u>
			16 - <u>T.J. Houshmandzadeh</u>
			9 - <u>Ramondo North</u>
PR	84 - Craig Yeast	80 - Peter Warrick	95 - Steve Foley
			43 - <u>Kirk McMullen</u>
LS	48 - Brad St. Louis	90 - <u>Justin Smith</u>	

Players whose names are italicized are listed in alphabetical order and are in an open competition for the starting assignment at their position. Rookies & first-year players are underlined. # - Injured.

VETERAN PLAYER BIOGRAPHIES

01



WILLIE ANDERSON

Ht: 6-5 Wt: 340

College: Auburn

6th year in NFL

71

2000 Games-Starts: 16-16; **Career Games-Starts:** 78-72
Contract status as of 7-1-01: In first season of a six-year deal
Acquired: D1 '96 (10th overall)
Born: 7-11-75

Again one of the NFL's top tackles in 2000 ... Dominant run blocker who served as "Highway 71" for the Bengals' rushing game as HB Corey Dillon posted team-record 1435 yards ... Voted by teammates as offensive captain ... Graded in coaches' film reviews as "outstanding" (90% or higher) in eight games, leading the team ... Helped spark Bengals to No. 2 NFL rank in team rushing (144.6 yards per game), and to team's best per-carry average (4.7) since 1989 ... Allowed only 1.5 sacks and had team's best ratio of sacks allowed to snaps played.

2000 PARTICIPATION: Started every game despite playing most of the season with various injuries ... Has missed only two starts in the last four seasons ... Finished third on the offense with 898 total snaps, 89.7% of total ... Saw reduced playing time Oct. 1 vs. Miami due to knee and hamstring injuries ... Battled through sore back in November ... Sideline by right ankle sprain in second quarter Dec. 10 at Tennessee, but came back to play every snap Dec. 17 vs. Jacksonville ... Missed second half of season finale Dec. 24 at Philadelphia due to thigh bruise.

2000 HIGHLIGHTS: Graded "outstanding" (93%) in victory Oct. 22 vs. Denver, playing every offensive snap as HB Corey Dillon rushed for NFL-record 278 yards ... Helped spark team to a club-record 407 rushing yards vs. Broncos ... Led line in film reviews for the season with 16 "dominating blocks" (DB) ... Credited with 7 DB, most by any Bengal in a game all season, in victory Dec. 3 vs. Arizona ... His effort vs. Arizona supported 216-yard rushing day by Dillon, third-highest in team history, and 292-yard day by the team, also third in club annals ... Extra effort pushing him to coaching grades above 100% in two games; graded 106% Nov. 12 at Dallas and 103% Dec. 3 vs. Arizona ... Coaches rated his effort "inspiring" on Dec. 17 vs. Jacksonville, as he played every snap in upset victory after missing practice all week due to ankle sprain suffered Dec. 10 at Tennessee; graded 94% vs. Jaguars ... Cited in coaches' reports for "dominant run-blocking" effort in victory Oct. 29 at Cleveland.

PREVIOUS SEASONS — 1996: Drafted by Bengals in first round (10th overall) ... Signed Aug. 5, missing first 3 weeks of training camp and first preseason game ... Named to NFL All-Rookie team by *Football News* and by *College & Pro Football Newsweekly* ... Led the team in coaches ratings with 24 "pancake" blocks, though he played only the fifth-most snaps among offensive line-

men ... Credited by coaches with 4 pancakes and overall dominant run blocking in first NFL start, Oct. 20 at San Francisco ... Had 4 pancakes Nov. 3 at Baltimore; cited by coaches for improved pass protection, and threw key block on Ki-Jana Carter 1-yard TD run that began biggest road comeback in Bengals history (from 21-3 deficit to 24-21 win) ... Buried Pittsburgh safety Randy Fuller in open field to key Eric Bienenmy's 33-yard TD run Nov. 10 vs. Pittsburgh, longest run of Bengals' season ... Had 4 pancakes Dec. 8 vs. Baltimore and second straight game without a missed assignment ... Had 2 pancakes Dec. 22 vs. Indianapolis before knee bruise forced him out of game ... After missing 3 weeks of training camp and first preseason game, played in Aug. 10 preseason game at Arizona, but suffered right knee and ankle sprain and missed final two preseason games ... Played in reserve role in Games 1-6 of regular season and started Games 7-16. **1997:** Started every game at RT, though he was switched back to LT for portions of Games 1-2 when offense had pass-protection problems on left side ... Played every game for second straight season ... Ranked third on offense with 950 scrimmage snaps (95% of total) ... Earned offensive Game Ball from coaches for his performance Dec. 14 vs. Dallas, when Bengals rushed for 157 yards, passed for 262 and allowed only 1 sack ... Only offensive lineman to be awarded an individual Game Ball in '97 ... Shared offensive Game Ball with other members of offensive line for aiding Corey Dillon's 246-yard rushing effort Dec. 4 vs. Tennessee ... Threw crushing block on an Oilers LB to spring Dillon for 31-yard TD run vs. Tennessee ... Flagged for only 1 penalty all season ... Ranked second on line to Rich Braham with 32 "pancake" blocks for season ... Graded "excellent" (90% or better) by coaches in six games ... Led regular OL starters in special teams snaps (57) ... One of only seven Bengals to start every game. **1998:** Played every game for the third of his three seasons ... Led the line in coaches' compilation of "pancake" blocks (14) ... Had a top performance Sept. 20 vs. Green Bay, battling Reggie White, as the Packer All-Pro was held to 2 tackles (1 solo) and no sacks ... Had 5 pancakes, single-game Bengals high for '98, on Nov. 15 at Minnesota ... Had 3 pancakes in Sept. 6 opener vs. Tennessee, and 2 pancakes Dec. 13 at Indianapolis ... Graded "excellent" (90% or better) in four games ... One of 11 Bengals to start every game. **1999:** Injuries briefly stalled Anderson for the first time in his four-year career, as he missed two games ... His start on Nov. 14 vs. Tennessee was his 52nd straight, and at that point he had played in all 58 games of his Bengals

PLAYERS

(Willie Anderson — cont'd)

career ... But he suffered a right foot sprain vs. Tennessee, and he was active but DNP Nov. 21 vs. Baltimore ... Returned to action Nov. 28 vs. Pittsburgh, the start of three-game Cincinnati win streak ... Made his 14th start of season Dec. 26 at Baltimore, but suffered left ankle sprain and left knee strain, and was on inactive list for season finale Jan. 2 at Jacksonville ... Credited with 15 pancake blocks, highest ratio per snap on the line ... Led team with 4 pancake blocks Dec. 12 vs. Cleveland and with 3 pancake blocks Dec. 5 vs. San Francisco ... Joined other offensive line starters in earning coaches' offensive Game Ball after 459-yard output vs. Browns ... Flagged for only two penalties all season (one holding; one false start) ... Graded 100% in three games — Nov. 14 vs. Tennessee, Dec. 12 vs. Cleveland and Dec. 26 at Baltimore; only offensive lineman to post 100% grade in any game ... Aided offensive output of 215 rushing and 204 passing yards in Oct. 10 win at Cleveland ... Paved way for 192 yards rushing for Corey Dillon in victory Dec. 12 vs. Cleveland; total rushing offense for the game of 279 yards was second-most to that point in team history.

COLLEGE: Helped lead Auburn to 20-1-1 record in 1994 and '95 and to first 5000-yard offensive season in school history (5049 in '95) ... Entered draft after junior season ... Marked himself as a top prospect with an outstanding sophomore season performance against Florida star DE Kevin Carter, who was No. 6 overall pick in the following spring's draft ... Second-team All-American selection by *Associated Press* as a junior, when he was cred-

ited with 76 knockdown blocks ... Cited for only 20 missed assignments in 1356 snaps over final two seasons ... Started as true freshman in 1993.

CAPTAIN OF CARING: Anderson is one of the Bengals' most active players in civic and charitable endeavors, and was the team's nominee for the NFL Man of the Year Award in 2000. He hosts annual Christmas parties for Boys and Girls Clubs and regularly donates Bengals game tickets in his private suite to underprivileged children. He also sponsors dinners for homeless persons in Cincinnati and in Alabama, supports Christmas and Halloween parties at Children's Hospital of Cincinnati and is a Little League football sponsor.

PERSONAL: Hometown is Whistler, Ala. ... Played at Vigor HS in Mobile, Ala., where he was an All-America first-team selection by *Parade Magazine* and *USA Today* ... Has a son, Jair (9-21-97) ... Hobbies include reading, playing basketball, piano playing, traveling, yacht racing, skydiving, wine tasting and whitewater rafting ... Owns a real estate and music managing company, "Think B.I.G. Inc." ... Marketing education major at Auburn ... Wears biggest shoe size (19-EEE) in Bengals history ... Full name is Willie Aaron Anderson.

WILLIE ANDERSON'S STATISTICS

GAMES-STARTS (78-72): **1996** (16-10 Cin.), **1997** (16-16 Cin.), **1998** (16-16 Cin.), **1999** (14-14 Cin.), **2000** (16-16 Cin.)



JoJUAN ARMOUR

Ht: 5-11 **Wt:** 220
College: Miami (Ohio)
3rd year in NFL

2000 Games-Starts: 4-0; **Career Games-Starts:** 6-0
Contract status as of 7-1-01: In second season of a two-year deal
Acquired: FA '00
Born: 7-10-76

33

Ohio native from nearby Miami University was hampered by injuries in both preseason and regular season of 2000, but showed promise for '01 with solid play against Pro Bowl QB Donovan McNabb in season finale ... Assigned to Barcelona for 2001 NFL Europe League season ... Missed first three Barcelona games with shoulder injury, then played in final eight games (including World Bowl loss to Berlin) ... Recorded 21 tackles and 3 passes defended in his seven regular-season games (two starts) ... Drafted by Oakland in 1999, and was later with Jacksonville before joining Bengals in September of '99.

2000 RECAP: Opened training camp as SS, then moved to OLB during second week of regular season; returns to SS for 2001 ... Suffered groin pull early in training camp and missed first three preseason games ... Played in preseason finale, Aug. 25 vs. Detroit, and had 4 tackles (3 solo) ... Waived on Aug. 27, and signed Aug. 28 to Bengals practice squad ... On practice squad for

Games 1-4, and signed Oct. 2 to Bengals 53-player roster ... Played on Oct. 8 vs. Tennessee (no statistics) ... Had 1 special teams tackle Oct. 15 at Pittsburgh, but suffered great toe sprain and was on inactive list for the next eight games ... Returned to action for games Dec. 17 vs. Jacksonville and Dec. 24 at Philadelphia ... Impressed coaches at Philadelphia as a "spy" on QB Donovan McNabb. Helped hold McNabb to 20 yards rushing on 3 attempts.

1999 RECAP: Drafted by Oakland Raiders in seventh round (224th overall) ... Played in preseason with Raiders ... Acquired by Jacksonville on waivers Sept. 6 ... On Jacksonville inactive list for Games 1-2 of regular season ... Acquired by Bengals on waivers Sept. 21 ... On Bengals inactive list Sept. 26 at Carolina, and played for Cincinnati on special teams Oct. 3 vs. St. Louis and Oct. 10 at Cleveland ... Waived Oct. 15; re-signed Oct. 16 to Bengals practice squad ... Re-signed to Bengals 53-player roster Dec. 16 ... On Bengals inactive list for Games 15-16.

COLLEGE: Four-year letterman at Miami, and was named Mid-American Conference Defensive Player of the Year as a linebacker in both his junior and senior seasons ... Played in all 44 games of his Miami career, with 37 starts ... Closed his career ranked 10th all-time at Miami with 396 tackles ... Captain of a 10-1 team as a senior, and led the club with 16 tackles for loss, for 66 yards

... Recipient of the John Baumes Award as Miami's outstanding freshman following the 1995 season.

PERSONAL: Hometown is Toledo, Ohio ... Four-year starter as LB and RB at Toledo's Central Catholic HS, only four-year varsity starter in school history ... Is a movie buff ... Single ... Social studies education major at Miami ... First name is pronounced "jo-WANN."

JoJUAN ARMOUR'S STATISTICS

		Defense							Interceptions					Scoring					
		G-S	TKL	AST	TOT	SKS-YDS	PD	FF	FR-YDS	NO	YDS	AVG	LG	TD	TD	Int	TD	S	PTS
YEAR	TEAM																		
1999	Jacksonville	0-0	DID NOT PLAY*							DID NOT PLAY*					DID NOT PLAY*				
	Cincinnati	2-0	0	0	0	0-0	0	0	0-0	—	—	—	—	—	—	—	—	—	—
2000	Cincinnati	4-0	0	0	0	0-0	0	0	0-0	—	—	—	—	—	—	—	—	—	—
CAREER		6-0	0	0	0	0-0	0	0	0-0	—	—	—	—	—	—	—	—	—	—

		Special Teams							Kickoff Returns					Punt Returns						
		TKL	AST	TOT	FF	YDS	BP	BFG	BXP	NO	YDS	AVG	LG	TD	NO	FC	YDS	AVG	LG	TD
YEAR	TEAM																			
2000	Cincinnati	1	0	1	0	0-0	0	0	0	—	—	—	—	—	—	—	—	—	—	—
CAREER		1	0	1	0	0-0	0	0	0	—	—	—	—	—	—	—	—	—	—	—

*NOTE: Armour was inactive for two games with Jacksonville in 1999.



TOM BARNDT

Ht: 6-3 Wt: 300

College: Pittsburgh

6th year in NFL

2000 Games-Starts: 14-5; **Career Games-Starts:** 75-35

Contract status as of 7-1-01: In second season of a five-year deal

Acquired: UFA (K.C.) '00

Born: 3-14-72

93

Strong at the point of attack and intense on an every-down basis, Barndt joined the Bengals as unrestricted free agent prior to 2000 but was hampered all season by partially torn chest muscle ... Played at less than 100 percent but saw action in 14 games with 5 starts ... Was a starter in 1998 and '99 for Kansas City ... Posted career-best 24 QB pressures in Chiefs' coaches' statistics in 1999 and had 2.5 sacks ... Originally went to Chiefs as an offensive lineman, and switched to defense on full-time basis just before 1997 season opener.

2000 RECAP: Signed Feb. 18 with Cincinnati as unrestricted free agent from Kansas City ... Suffered a partially torn pectoral muscle early in Bengals training camp and missed all four preseason games ... Started at RDT for Games 1-5 of regular season, but muscle pull continued to hamper him and he was in reserve role for Game 6 and inactive for Games 7-8 ... Returned in a reserve role for Games 9-16 ... Had a forced fumble against RB Lamar Smith in first quarter on Oct. 1 vs. Miami, with teammate John Copeland recovering at Dolphins 24-yard line, setting up eventual field goal ... Recovered a Steve McNair fumble Dec. 10 at Tennessee, giving Bengals possession at Titans 34.

PREVIOUS SEASONS — 1995: Drafted by Kansas City in sixth round (207th overall) ... Waived Aug. 27, and signed Aug. 29 to Chiefs practice squad, where he spent the regular season. **1996:** Began the year with assignment to Scottish Claymores of World League, and played LG for World Bowl championship team that led the league in rushing ... Granted free agency by Kansas City on Feb. 12, and re-signed by Chiefs on May 4 ... Saw action in 13 games for Chiefs as an NFL rookie, mostly on special teams ... First NFL duty on both offense and defense came in Game 3, Sept. 15 at Seattle ... Inactive for Games 4-6, due to a knee injury ... Most extensive offensive action came at RG on Nov. 17 vs. Chicago, when he replaced injured Dave Sozlt for the majority of the second half and also saw duty as a tackle eligible in short yardage sets. **1997:** Opened Chiefs training camp as an offensive guard, but was switched to defense just before start of regular season ... Started just one game, but appeared in all 16 and wound up playing more than half the club's snaps at NT ... Logged first NFL sack Sept. 21 at Carolina, dropping Kerry Collins for 5-yard loss, and had 3 other tackles ... Made first NFL start Oct. 16 vs. San Diego, replacing injured Joe Phillips ... Posted 3-yard sack on John Elway on Nov. 16 vs. Denver ... Had 3 tackles and 3 pressures Nov. 23 at Seattle ... Had 5 tackles Nov. 30 vs.

(Tom Barndt — cont'd)

San Francisco, and closed season with 6 tackles Dec. 21 vs. New Orleans ... Saw action in AFC Divisional Playoff game on 1-4-98 vs. Denver (no statistics). **1998:** Played NT and joined FS Jerome Woods as only Chiefs defensive players to start every game ... Barndt's career-high 63 tackles ranked second on the line, and he posted a career-high 3.5 sacks ... Had 3 tackles, 8-yard sack against Jeff George and first career fumble recovery on Sept. 6 vs. Oakland ... Had 7 tackles (5 solo) and 1 pressure Sept. 13 at Jacksonville ... 3 tackles and a fumble recovery Sept. 20 vs. San Diego ... Posted career-high 1.5 sacks Sept. 27 at Philadelphia, and totaled 4 tackles ... Had 6 tackles (4 solo) and 2 QB pressures Oct. 4 vs. Seattle ... Had career-high 8 tackles (6 solo) in Monday night game Oct. 26 vs. Pittsburgh ... Had 9-yard sack against Kent Graham on Dec. 20 at N.Y. Giants, and totaled 2 tackles and 2 pressures. **1999:** Saw duty in 16 games for Chiefs at RDT (13 starts) ... Opened season by recording 3 QB pressures and 5 tackles (2 solo) Sept. 12 at Chicago ... Had 4 pressures and 2 solo tackles, including one for a loss, on Sept. 26 vs. Detroit ... Had 5 tackles (1 solo) and a career-high 5 pressures Oct. 10 vs. New England ... Tallied 3 tackles (1 solo) and a team-high 4 pressures Oct. 21 at Baltimore before leaving the contest in the fourth quarter with a sprained left knee ... Posted 3 tackles (1 solo), a recovery of a Jim Harbaugh fumbled snap, a half-sack of Harbaugh and a pass defended Oct. 31 vs. San Diego ...

Posted season-high 6 tackles (2 solo) Nov. 14 at Tampa Bay ... Captained the defense and started at RDT on Nov. 21 vs. Seattle, with 4 tackles (1 solo) ... Sacked Rich Gannon for 3-yard loss Nov. 28 at Oakland, and had 4 additional tackles and 3 pressures ... Blocked 49-yard Kris Brown FG attempt Dec. 18 vs. Steelers, and added 5 tackles (1 solo) and 1 pressure ... Sacked Rich Gannon for 5-yard loss Jan. 2 vs. Oakland; totaled 5 tackles (3 solo).

COLLEGE: Began his Pitt career as an offensive guard, but was switched to defensive line as a redshirt freshman the next year ... Anchored Pitt defensive line for four seasons, starting 42 of a possible 45 games ... Totaled 131 career tackles (71 solo), 13.5 sacks for 52 yards, 14 tackles for loss, 3 passes defended and 2 fumble recoveries ... Scooped up a blocked FG attempt and rumbled 53 yards for a score vs. West Virginia as a senior ... Earned honorable mention All-America accolades from *Football News* as a junior in '93 ... Earned Big East All-Scholar Athlete honors as a computer science major at Pitt.

PERSONAL: Hometown is Mentor, Ohio, where he was a second-team all-state football honoree at Mentor HS ... A first-team All-Northeast Ohio pick and county MVP ... Also lettered in track and field, setting school records in both the shot put and discus ... Off-season residence is Las Vegas, Nev. ... Single ... Enjoys playing the guitar ... Full name is Thomas Allen Barndt.

TOM BARNDT'S STATISTICS

YEAR	TEAM	G-S	Defense							Interceptions					Scoring				
			TKL	AST	TOT	SKS-YDS	PD	FF	FR-YDS	NO	YDS	AVG	LG	TD	TD	INT	FRT	S	PTS
1995	Kansas City	0-0				DID NOT PLAY*													
1996	Kansas City	13-0				2	1	3	0-0	0	0	0-0							
1997	Kansas City	16-1	19	23	42	2-8	2	0	0-0										
1998	Kansas City	16-16	41	22	63	3.5-20	0	0	2-0										
1999	Kansas City	16-13	16	32	48	2.5-8	2	0	1-0										
2000	Cincinnati	14-5	7	5	12	0-0	0	1	1-0										
K.C. TOTALS			61-30	78	78	156	8-36	4	0	3-0									
CIN. TOTALS			14-5	7	5	12	0-0	0	1	1-0									
CAREER			75-35	85	83	168	8-36	4	1	4-0									

MISCELLANEOUS STATISTICS: 1 blocked field goal attempt in 1999.

— BARNDT'S 2000 GAME-BY-GAME DEFENSIVE STATISTICS —

OPPONENT	TKL	AST	TOT	SKS-YDS	INT-YDS	PD	FF	FR-YDS
—BYE—								
CLEVELAND	0	0	0	0-0	0-0	0	0	0-0
at Jacksonville	1	0	1	0-0	0-0	0	0	0-0
at Baltimore	0	1	1	0-0	0-0	0	0	0-0
MIAMI	2	0	2	0-0	0-0	0	1	0-0
TENNESSEE	1	0	1	0-0	0-0	0	0	0-0
at Pittsburgh	1	1	2	0-0	0-0	0	0	0-0
DENVER				INACTIVE INACTIVE				
at Cleveland								
BALTIMORE	0	0	0	0-0	0-0	0	0	0-0
at Dallas	0	0	0	0-0	0-0	0	0	0-0
at New England	0	1	1	0-0	0-0	0	0	0-0
PITTSBURGH	0	0	0	0-0	0-0	0	0	0-0
ARIZONA	0	0	0	0-0	0-0	0	0	0-0
at Tennessee	0	1	1	0-0	0-0	0	0	1-0
JACKSONVILLE	1	0	1	0-0	0-0	0	0	0-0
at Philadelphia	1	1	2	0-0	0-0	0	0	0-0
TOTALS	7	5	12	0-0	0-0	0	1	1-0

(continued)

POSTSEASON

YEAR	TEAM	G-S	Defense					FR-YDS	Interceptions					Scoring				
			TKL	AST	TOT	YDS	PD	FF	NO	YDS	AVG	LG	TD	TD	TD	TD	TD	PTS
1997	Kansas City	1-0	0	0	0	0-0	0	0	0-0	—	—	—	—	—	—	—	—	—
CAREER		1-0	0	0	0	0-0	0	0	0-0	—	—	—	—	—	—	—	—	—

*NOTE: Barnidt was on the practice squad for 16 games with Kansas City in 1995.

HB



MICHAEL BASNIGHT

Ht: 6-1 Wt: 235

College: North Carolina A&T

3rd year in NFL

35

2000 Games-Starts: 0-0; Career Games-Starts: 13-1

Contract status as of 7-1-01: One-year contract for 2001

Acquired: FA '99

Born: 9-3-77

Big, explosive back entered the 2000 season with high hopes but was unable to return from a wrist fracture he suffered in training camp ... Also had arthroscopic surgery on 6-5-01 for small knee cartilage tear ... Expected to be fully recovered from both injuries in time for 2001 training camp ... The top producer among Bengals rookie free agent signees in '99, Basnight was the first Cincinnati RB since James Brooks in 1990 to average five yards per rush on more than 50 carries ... Ranked second to Corey Dillon among Bengals RBs in '99 with 172 receiving yards, and led RBs with 110 special teams plays ... Was a key blocker on Bengals kickoff return and punt return units that each ranked third in NFL in '99.

2000 RECAP: Was running as the No. 1 halfback early in training camp, prior to contract signing by Corey Dillon, but suffered broken wrist in practice on July 29 ... Underwent surgery Aug. 1 ... Missed all four preseason games, and was on weekly inactive list for Games 1-4 ... Placed on Injured Reserve list on Oct. 2 ... Underwent a second surgery on wrist on 1-4-01.

1999: Signed as rookie free agent on April 28 ... Waived Sept. 5, and re-signed Sept. 6 to Bengals practice squad ... Signed Sept. 29 to Bengals 53-player roster ... Played as a reserve in Games 4-15 and started Game 16, Jan. 2 at Jacksonville, in place of injured Corey Dillon ... Capped off his promising season with 144 scrimmage yards at Jacksonville, including 46-yard rush on first-quarter TD drive as Bengals took 7-0 lead ... Also in first quarter at Jacksonville, took a Jeff Blake screen pass for 47-yard gain ... Made NFL debut Oct. 3 vs. St. Louis with 6 rushes for 27 yards and a 6-yard reception ... Averaged

7.6 yards per rush (5 for 38) in victory Oct. 10 at Cleveland, including a 23-yard gain to Browns 16 on game-opening field goal drive ... Had 11 rushes for 26 yards Oct. 24 at Indianapolis as he saw significant action in relief of Dillon, who missed part of game due to forearm laceration ... Led team with 47 receiving yards Oct. 31 vs. Jacksonville, including 33-yard reception on FG drive in third quarter ... His 3 catches vs. Jacksonville tied for team lead ... Had 35-yard rushing gain in victory Nov. 28 at Pittsburgh, carrying to Steelers 16 to set up field goal for game's final points ... Posted season-high 12 rushes (for 44 yards) on Dec. 12 vs. Cleveland, playing after Corey Dillon went to the bench in lopsided victory ... Led team with 41 rushing yards (on 10 carries) on Dec. 26 at Baltimore, seeing most of his action after Dillon was sidelined with third-quarter knee strain ... Had a forced fumble on special teams Dec. 12 vs. Cleveland, stripping kickoff returner Ronnie Powell at Browns 40 in third quarter, with CB Rodney Heath recovering for Cincinnati at Browns 43.

COLLEGE: Scored 24 TDs (22 rushing, 2 receiving) over his final three seasons at North Carolina A&T ... Played in 38 games over four seasons, with totals of 2544 rushing yards on 478 carries (5.3-yard avg.) and 24 pass receptions for 235 yards ... Turned in 200-yard rushing games his senior season against Winston-Salem State and Norfolk State.

PERSONAL: Hometown is Norfolk, Va. ... Attended Booker T. Washington HS, where he was football MVP as a senior ... Has a bachelor's degree in art design from North Carolina A&T ... Enjoys writing poetry, some of which has been published.

MICHAEL BASNIGHT'S STATISTICS

YEAR	TEAM	G-S	Rushing					Receiving					Scoring				
			ATT	YDS	AVG	LG	TD	NO	YDS	AVG	LG	TD	TD	TD-R	TD-RI	2PIC	PTS
1999	Cincinnati	13-1	62	308	5.0	46	0	16	172	10.8	47	0	—	—	—	—	—
2000	Cincinnati	0-0		DID NOT PLAY*					DID NOT PLAY*				DID NOT PLAY*				
CAREER		13-1	62	308	5.0	46	0	16	172	10.8	47	0	—	—	—	—	—

(continued)

YEAR TEAM	Special Teams								Kickoff Returns					Punt Returns					
	TKL	AST	TOT	FF	YDS	BP	BFG	BXP	NO	YDS	AVG	LG	TD	NO	FC	YDS	AVG	LG	TD
1999 Cincinnati	3	1	4	1	0-0	0	0	0	—	—	—	—	—	—	—	—	—	—	—
CAREER	3	1	4	1	0-0	0	0	0	—	—	—	—	—	—	—	—	—	—	—

*NOTE: Basnight was inactive for four games and on the Reserve/Injured list for 12 games with Cincinnati in 2000.

— BASNIGHT'S SINGLE-GAME HIGHS —

RUSHING — Attempts: 12 vs. Cle. 12-12-99; Yards: 86 at Jax. 1-2-00; Long: 46 at Jax. 1-2-00.

RECEIVING — Receptions: 3 (twice); most recently at Jax. 1-2-00; Yards: 58 at Jax. 1-2-00; Long: 47 at Jax. 1-2-00.



MARCO BATTAGLIA

Ht: 6-3 Wt: 249

College: Rutgers

6th year in NFL

89

2000 Games-Starts: 16-10; Career Games-Starts: 80-10

Contract status as of 7-1-01: In final season of a three-year deal

Acquired: D2 '96 (39th overall)

Born: 1-25-73

Has never missed a game in five previous Bengals seasons, and last season made his first 10 NFL starts ... Final two starts came after No. 1 TE Tony McGee was injured, but previous eight came when Bengals elected to use two TEs and no FB in base offense, a move made possible by Battaglia's improvement as a blocker ... Battaglia's blocking helped HB Corey Dillon post team-record 1435 rushing yards and helped lift team to No. 2 NFL rushing ranking ... Made major improvement over past seasons in avoiding penalties, drawing only two in regular season ... Elected by teammates in 2000 as special teams captain for the third straight year.

2000 PARTICIPATION: Played in every game ... His 80 straight games played is team's longest current streak ... Started Games 4, 7-10 and 12-16 ... Finished third on the team in total special teams snaps (245).

2000 HIGHLIGHTS: Had significant role as blocker as Bengals rose to No. 2 in NFL rushing (144.6 yards per game) ... Was a key blocker Dec. 3 vs. Arizona as Cincinnati rushed for 292 yards, third-most in team history ... Hustled Sept. 17 at Jacksonville to knock an Akili Smith fumble out of bounds in the fourth quarter, avoiding a possible turnover at the Cincinnati 24 ... Had 2 catches in three different games, Oct. 1 vs. Miami, Nov. 5 vs. Baltimore and Dec. 24 at Philadelphia.

PREVIOUS SEASONS — 1996: Drafted by Bengals in second round (39th overall) ... Had 2 catches for 24 yards Sept. 8 at San Diego, including season-long 17-yarder on which he withstood jarring tackle by Rodney Harrison ... Coaches rated Oct. 20 at San Francisco as his top blocking effort ... In coaches' special teams evaluations, tied for third on team in "key blocks" with 3 ... Had 4 special teams tackles (all solos) ... Recovered fumble at Falcons' 13-yard line in victory Nov. 24 vs. Atlanta, covering muffed punt by Eric Metcalf ... Sideline during game

Nov. 29 vs. Denver with rib cage strain, but returned to play the following week. **1997:** Had career-high 42 receiving yards in season finale vs. Baltimore ... Made career-long 34-yard gain in first quarter vs. Ravens, setting up his first career TD, which came on an 8-yard pass from Boomer Esiason for the only score of game's first half ... Made key fumble recovery on kickoff coverage in victory Nov. 23 vs. Jacksonville, covering Willie Jones' tumble at Jaguars 20 to set up Bengals TD and 14-0 lead ... Catch of 19 yards from Jeff Blake on Oct. 12 at Tennessee was Bengals' longest reception of day. **1998:** Battaglia's 2 receptions Nov. 1 vs. Denver covered only 4 yards, but one was a 1-yard fingertip catch of a Neil O'Donnell pass for a fourth-quarter TD; the score allowed Bengals to pull into a 26-26 tie following two-point conversion ... Also had 2-catch games on Dec. 6 vs. Buffalo (for 9 yards) and Dec. 20 at Pittsburgh (10 yards) ... Replaced starter Tony McGee in base offense Oct. 18 at Tennessee, after McGee was ejected, but had no catches ... Battaglia's 317 special teams snaps led the team by 25 over second-place Billy Granville (292) ... Had 2 special teams tackles on Sept. 27 at Baltimore and on Oct. 11 vs. Pittsburgh. **1999:** Posted career highs in catches (14) and yards (153), and his blocking helped Bengals rise to sixth in NFL in rushing yards (2051) and third in yards per rush (4.6) ... Key blocker on kickoff return unit that helped Tremaine Mack post AFC-leading 27.1-yard average ... Season-long reception was 30-yarder in victory Dec. 5 vs. San Francisco, a 3rd-down-and-1 pass from Jeff Blake in second quarter that carried to 49ers 11-yard line, setting up Carl Pickens TD on the next play for a 17-7 Cincinnati lead ... Had 3 catches for 30 yards on Oct. 3 vs. St. Louis, which would tie for his season high in receptions ... Matched season high in catches with 3, for 24 yards, on Nov. 7 at Seattle.

COLLEGE: Finished Rutgers career as school's all-time receptions leader (171), and ranked second in receiving yards (2221) and TDs (16) ... Earned multiple first-

team All-America honors as a senior, when he also was named Big East Offensive Player of the Year ... Set Rutgers season records as a senior with 69 catches and 894 yards, and both those marks led the nation for tight ends ... Had memorable game on network TV as a senior vs. Penn State, with 13 catches for 184 yards, including TD catches of 17, 35 and 4 yards ... Named Rutgers MVP as a junior, when his 58 catches led the Big East.

PERSONAL: Hometown is Queens, N.Y., where he earned all-state honors while playing for St. Francis HS as a safety, linebacker and wide receiver ... Married (wife Maria), with one child, Ava (born 2-16-01) ... Sociology major at Rutgers ... Last name is pronounced "buh-TAG-lee-uh."

MARCO BATTAGLIA'S STATISTICS

YEAR	TEAM	G-S	Receiving					Rushing					Scoring					
			NO	YDS	AVG	LG	TD	ATT	YDS	AVG	LG	TD	TD	TD-R	TD-P	TD-RI	2-PIC	PTS
1996	Cincinnati	16-0	8	79	9.9	17	0	—	—	—	—	—	0	0	0	0	0	0
1997	Cincinnati	16-0	12	149	12.4	34	1	—	—	—	—	—	1	0	1	0	0	6
1998	Cincinnati	16-0	10	47	4.7	16	1	—	—	—	—	—	1	0	1	0	0	6
1999	Cincinnati	16-0	14	153	10.9	30	0	—	—	—	—	—	0	0	0	0	0	0
2000	Cincinnati	16-10	13	105	8.1	15	0	—	—	—	—	—	0	0	0	0	0	0
CAREER		80-10	57	533	9.4	34	2	—	—	—	—	—	2	0	2	0	0	12

		Special Teams								Kickoff Returns					Punt Returns					
YEAR	TEAM	TKL	AST	TOT	FF	YDS	BP	BFG	BXP	NO	YDS	AVG	LG	TD	NO	FC	YDS	AVG	LG	TD
1996	Cincinnati	4	0	4	0	1-0	0	0	0	1	8	8.0	8	0	—	—	—	—	—	—
1997	Cincinnati	4	0	4	0	1-0	0	0	0	0	0	—	—	0	—	—	—	—	—	—
1998	Cincinnati	6	2	8	0	0-0	0	0	0	1	5	5.0	5	0	—	—	—	—	—	—
2000	Cincinnati	1	0	1	0	0-0	0	0	0	0*	0	—	—	0	—	—	—	—	—	—
CAREER		15	2	17	0	2-0	0	0	0	2*	13	6.5	8	0	—	—	—	—	—	—

*NOTE: Recorded a fair catch on a kickoff.

BATTAGLIA'S SINGLE-GAME HIGHS

RECEIVING — Receptions: 3 (3 times), most recently at Sea. 11-7-99; Yards: 42 vs. Balt. 12-21-97; Long: 34 vs. Balt. 12-21-97; Touchdowns: 1 (twice), most recently vs. Den. 11-1-98.

BATTAGLIA'S 2000 GAME-BY-GAME STATISTICS

OPPONENT	Receiving					Rushing				
	NO	YDS	AVG	LG	TD	ATT	YDS	AVG	LG	TD
—BYE—	0	0	—	—	0	—	—	—	—	—
CLEVELAND	0	0	—	—	0	—	—	—	—	—
at Jacksonville	0	0	—	—	0	—	—	—	—	—
at Baltimore	0	0	—	—	0	—	—	—	—	—
MIAMI	2	19	9.5	11	0	—	—	—	—	—
TENNESSEE	1	15	15.0	15	0	—	—	—	—	—
at Pittsburgh	1	14	14.0	14	0	—	—	—	—	—
DENVER	0	0	—	—	0	—	—	—	—	—
at Cleveland	1	6	6.0	6	0	—	—	—	—	—
BALTIMORE	2	11	5.5	7	0	—	—	—	—	—
at Dallas	1	7	7.0	7	0	—	—	—	—	—
at New England	1	3	3.0	3	0	—	—	—	—	—
PITTSBURGH	0	0	—	—	0	—	—	—	—	—
ARIZONA	1	6	6.0	6	0	—	—	—	—	—
at Tennessee	1	15	15.0	15	0	—	—	—	—	—
JACKSONVILLE	0	0	—	—	0	—	—	—	—	—
at Philadelphia	2	9	4.5	7	0	—	—	—	—	—
TOTALS	13	105	8.1	15	0	—	—	—	—	—

OUTSTANDING OFFENSE

The Bengals amassed a club-record 621 yards net offense in a 52-21 victory over the New York Jets on Dec. 21, 1986. No NFL team has since matched that total in a regulation-time game.

The only higher output since then came in an overtime game in 1990, as Washington produced 676 yards in a 41-38 victory over Detroit. The game lasted 9:50 into the overtime period.



ROBERT BEAN

Ht: 5-11 **Wt:** 178
College: Mississippi State
2nd year in NFL

23

2000 Games-Starts: 12-4; **Career Games-Starts:** 12-4
Contract status as of 7-1-01: In second season of a three-year deal
Acquired: D5 '00 (133rd overall)
Born: 1-6-78

Fifth-round pick from the 2000 NFL Draft was among the most pleasant Bengals surprises of last season, showing good speed and instinctive feel for the ball ... Played mostly on special teams early in the season, but moved into a starting CB role before a knee sprain sidelined him for the final two games ... Intercepted a pass in his first NFL start ... Did not block any kicks last season, but has demonstrated potential with five blocked five punts and two blocked field goals during his two seasons at Mississippi State.

2000 PARTICIPATION: Subbed in Games 1-2, 4 and 6-10 ... Inactive for Games 3 and 5 ... Started Games 11-13 at LCB ... Started at RCB in Game 14, but sidelined by knee strain in second quarter ... Inactive for Games 15 and 16.

2000 HIGHLIGHTS: Saw limited action on defense in season's first half, but earned a closer look with solid pass coverage in brief appearance Nov. 5 vs. Baltimore ... Replaced Tom Carter as starting LCB in the second half on Nov. 12 at Dallas and contributed 4 solo tackles with a pass defended ... Snagged an INT in first start Nov. 19 at New England, picking off Drew Bledsoe pass at Bengals' 49 in third quarter, to set up a FG drive for 13-10 lead ... Had 4 tackles (3 solo) and 2 passes defended in victory

Dec. 3 vs. Arizona ... After three starts at LCB, took over at RCB for Dec. 10 game at Tennessee, replacing injured RCB Rodney Heath ... Broke up 2 long pass attempts from Steve McNair to Chris Sanders in the first half at Tennessee, and also had 2 tackles, but suffered knee strain late in second quarter ... Credited in press box statistics with 6 special teams tackles, tied for fifth place on squad.

COLLEGE: Played at Georgia Military College in 1996-97, earning junior college All-America honors after his sophomore season ... Tied for SEC interceptions lead with 5 as a junior at Mississippi State, and blocked four punts as an MSU senior while starting at cornerback for club that reached the Peach Bowl ... Had a 73-yard interception return for a TD vs. Tennessee in SEC Championship game following his junior season.

PERSONAL: Hometown is Atlanta, Ga. ... Had 7 interceptions, 2 fumble recoveries and 9 tackles per game as a senior at Lakeside HS in DeKalb County, Ga. ... Also lettered in basketball and track ... Single ... Hobbies include basketball, listening to music, fishing and golf ... Spent much of the past off-season at Mississippi State, working toward degree in educational psychology; permanent off-season home is Decatur, Ga. ... Regular speaker at high school programs ... Full name is Robert D. Bean Jr.

ROBERT BEAN'S STATISTICS

			Defense							Interceptions					Scoring					
			SKS- FR-												TD		TD			
YEAR	TEAM	G-S	TKL	AST	TOT	YDS	PD	FF	YDS	NO	YDS	AVG	LG	TD	TD	Int	RI	FR	S	PTS
2000	Cincinnati	12-4	17	2	19	0-0	6	0	0-0	1	0.0	0	0	0	—	—	—	—	—	—
CAREER		12-4	17	2	19	0-0	6	0	0-0	1	0.0	0	0	0	—	—	—	—	—	—

			Special Teams							Kickoff Returns					Punt Returns						
			FR-																		
YEAR	TEAM		TKL	AST	TOT	FF	YDS	BP	BFG	BXP	NO	YDS	AVG	LG	TD	NO	FC	YDS	AVG	LG	TD
2000	Cincinnati		6	0	6	0	0-0	0	0	0	—	—	—	—	—	—	—	—	—	—	—
CAREER			6	0	6	0	0-0	0	0	0	—	—	—	—	—	—	—	—	—	—	—

(continued)

SCORING SPREE

The Bengals' 146 points in Games 11-14 of the 1999 season tied the club record for any four-game stretch. In those four, Cincinnati scored 31 vs. Baltimore, 27 at Pittsburgh, 44 vs. San Francisco and 44 vs. Cleveland.

The other instance of 146 points in four games came in Games 5-8 of the 1988 Super Bowl season, when the Bengals scored 45 at the L.A. Raiders, 36 vs. the N.Y. Jets, 21 at New England and 44 vs. Houston.

— BEAN'S 2000 GAME-BY-GAME DEFENSIVE STATISTICS —

OPPONENT	TKL	AST	TOT	SKS-YDS	INT-YDS	PD	FF	FR-YDS
—BYE—								
CLEVELAND	0	0	0	0-0	0-0	0	0	0-0
at Jacksonville	0	0	0	0-0	0-0	0	0	0-0
at Baltimore				INACTIVE				
MIAMI	0	0	0	0-0	0-0	0	0	0-0
TENNESSEE				INACTIVE				
at Pittsburgh	1	1	2	0-0	0-0	0	0	0-0
DENVER	0	0	0	0-0	0-0	0	0	0-0
at Cleveland	0	0	0	0-0	0-0	0	0	0-0
BALTIMORE	1	0	1	0-0	0-0	0	0	0-0
at Dallas	4	0	4	0-0	0-0	1	0	0-0
at New England	5	0	5	0-0	1-0	1	0	0-0
PITTSBURGH	1	0	1	0-0	0-0	0	0	0-0
ARIZONA	3	1	4	0-0	0-0	2	0	0-0
at Tennessee	2	0	2	0-0	0-0	2	0	0-0
JACKSONVILLE				INACTIVE				
at Philadelphia				INACTIVE				
TOTALS	17	2	19	0-0	1-0	6	0	0-0

PLAYERS

HB



BRANDON BENNETT

Ht: 5-11 **Wt:** 220

College: South Carolina

3rd year in NFL

36

2000 Games-Starts: 16-0; **Career Games-Starts:** 30-1

Contract status as of 7-1-01: In first season of a three-year deal

Acquired: FA '99

Born: 2-3-73

Fully recovered from a knee injury that caused him to miss the entire 1999 season, Bennett had a productive 2000 as backup to starting HB Corey Dillon ... Ranked third on the team in touchdowns (3) and was the primary third-down back, leading RBs in catches (19) and receiving yards (168) ... Improved in 2000 to become an excellent pass blocker on blitz pick-ups ... Holds Bengals record for most receiving yards in a game by a running back (119), set in 1998 at Pittsburgh ... Signed three-year contract on 3-2-01 ... Bennett's NFL success is a tribute to his perseverance, as he had been waived from NFL training camps for four consecutive years (1995-98) before being recalled by Bengals in September of '98.

2000 PARTICIPATION: Played in every game and led the RBs in special teams snaps (183).

SHARING COREY'S GLORY: Who had the most impressive run of the day when the Bengals rushed for a team-record 407 yards in their Oct. 22 victory vs. Denver? Some would contend the answer is not Corey Dillon, who set an NFL record with 278 yards in the game. Bennett made a strong bid for the honor with a 19-yard TD rumble in the third quarter. He ran through point-blank hits by Denver defenders Billy Jenkins and Eric Brown and ignored a couple arm-tackle attempts as well. The score erased a 14-10 Denver lead and put the Bengals ahead to stay en route to their 31-21 win.

MORE 2000 HIGHLIGHTS: Had season-high 30 receiving yards Sept. 10 vs. Cleveland, including 23-yard on TD drive in first quarter ... Rushed for 35 yards

with 5.0 average Oct. 1 vs. Miami and had season-high 5 catches, including season-long of 25 ... Had 17 carries, tied for season-high, for 39 yards in victory Oct. 29 at Cleveland, plus a 21-yard reception ... Rushing average of 4.8 yards (5-24) on Nov. 12 at Dallas included two third-down conversions ... Scored on 37-yard run Nov. 26 vs. Pittsburgh, and averaged season-high 11.0 yards (5-55) ... Contributed to 292-yard rushing day in victory Dec. 3 vs. Arizona with season-high 62 yards, including 14-yard TD in third quarter ... Added 8-yard catch vs. Arizona for season-high 70 yards from scrimmage ... Had a 7.2-yard rushing average (5-36) on Dec. 24 at Philadelphia and a 19-yard reception on fourth-quarter TD drive.

PREVIOUS SEASONS — 1995: Signed with Cleveland as rookie free agent on July 25 ... Waived Aug. 21. **1996:** Signed Feb. 20 with Chicago, and played in 3 preseason games, rushing for 28 yards on 10 carries ... Waived Aug. 21 ... Signed Nov. 5 to Miami practice squad ... Signed Dec. 17 to Dolphins' 53-player roster, and on inactive list for season finale, Dec. 22 at N.Y. Jets. **1997:** Opened training camp with Miami ... Played for Dolphins in 3 preseason games, rushing for 54 yards on 10 carries, including 31-yard TD run in American Bowl game vs. Denver on Aug. 4 at Mexico City ... Waived Aug. 12. **1998:** Signed with Bengals as free agent on April 20 ... Led team in preseason rushing (25-126), but was waived Aug. 30 ... Re-signed with Bengals as free agent on Sept. 7 ... Played in 14 games, with one start, on Dec. 20 at Pittsburgh, replacing injured Corey Dillon ... Set club record for receiving yards by a RB with 119 in the game at Pittsburgh, and his 182 scrimmage yards in that game

(Brandon Bennett — cont'd)

were team's second-most of the season ... Broke receiving yards record for RBs previously held by Essex Johnson, who gained 116 on Sept. 30, 1973 at San Diego ... Finished second on team in rushing yards (77-243). **1999:** Suffered torn left knee ligament (ACL) in personal workout May 27 ... Had surgery June 3 ... Waived (failed physical) June 3, and cleared waivers June 4, with his NFL rights reverting to Bengals ... Placed June 14 on club's Reserve/Non-Football Injury list ... Transferred to Bengals' off-season roster after final game of '99 season.

COLLEGE: Left South Carolina in 1994 as the school's all-time receptions leader among running backs with 107 (for 968 yards) ... Became third player in school history to lead the team in rushing four straight years ... Scored 28 TDs ... Had 11 games of 100 or more rushing yards, all Gamecock victories.

PERSONAL: Hometown is Taylors, S.C., where he was an all-state football performer at Riverside HS ... Rushed for 2226 yards and 20 TDs as a prep senior.

BRANDON BENNETT'S STATISTICS

			Rushing					Receiving					Scoring							
YEAR	TEAM	G-S	ATT	YDS	AVG	LG	TD	NO	YDS	AVG	LG	TD	TD	TD-R	TD-P	TD-RT	2-PIC	PTS		
1995	Miami	0-0	DID NOT PLAY*					DID NOT PLAY*					DID NOT PLAY*							
1996			DID NOT PLAY*					DID NOT PLAY*					DID NOT PLAY*							
1997			DID NOT PLAY*					DID NOT PLAY*					DID NOT PLAY*							
1998	Cincinnati	14-1	77	243	3.2	17	2	8	153	19.1	55	0	2	2	0	0	0	12		
1999	Cincinnati	0-0	DID NOT PLAY*					DID NOT PLAY*					DID NOT PLAY*							
2000	Cincinnati	16-0	90	324	3.6	37	3	19	168	8.8	25	0	3	3	0	0	0	18		
CAREER		30-1	167	567	3.4	37	5	27	321	11.9	55	0	5	5	0	0	0	30		
			Special Teams						Kickoff Returns					Punt Returns						
			FR																	
YEAR	TEAM	TKL	AST	TOT	FF	YDS	BP	BFG	BXP	NO	YDS	AVG	LG	TD	NO	FC	YDS	AVG	LG	TD
1998	Cincinnati	0	0	0	0	0-0	0	0	0	3	61	20.3	21	0	—	—	—	—	—	—
2000	Cincinnati	7	0	7	0	0-0	0	0	0	—	—	—	—	—	—	—	—	—	—	—
CAREER		7	0	7	0	0-0	0	0	0	3	61	20.3	21	0	—	—	—	—	—	—

*NOTE: Bennett was not with an NFL team during the regular season in 1995 or '97. He was on the practice squad for 6 games and inactive for 1 game with Miami in 1996. He was on the Reserve/Non-Football Injury list for 16 games with Cincinnati in 1999.

BENNETT'S SINGLE-GAME HIGHS

RUSHING — Attempts: 25 at Pitt. 12-20-98; Yards: 87 at Ind. 12-13-98; Long: 37 vs. Pitt. 11-26-00 (TD); Touchdowns: 1 (5 times); most recently vs. Ariz. 12-3-00.

RECEIVING — Receptions: 5 vs. Mia. 10-1-00; Yards: 119 at Pitt. 12-20-98; Long: 55 at Pitt. 12-20-98.

BENNETT'S 2000 GAME-BY-GAME STATISTICS

OPPONENT	Rushing					Receiving				
	ATT	YDS	AVG	LG	TD	ATT	YDS	AVG	LG	TD
—BYE—										
CLEVELAND	2	5	2.5	3	0	2	30	15.0	23	0
at Jacksonville	0	0	—	—	0	0	0	—	—	0
at Baltimore	2	-7	-3.5	-1	0	0	0	—	—	0
MIAMI	7	35	5.0	11	0	5	28	5.6	25	0
TENNESSEE	1	1	1.0	1	0	1	17	17.0	17	0
at Pittsburgh	2	5	2.5	5	0	0	0	—	—	0
DENVER	7	19	2.7	19-T	1	0	0	—	—	0
at Cleveland	17	39	2.3	6	0	1	21	21.0	21	0
BALTIMORE	2	7	3.5	4	0	4	19	4.8	7	0
at Dallas	5	24	4.8	8	0	0	0	—	—	0
at New England	7	32	4.6	7	0	0	0	—	—	0
PITTSBURGH	5	55	11.0	37-T	1	2	8	4.0	5	0
ARIZONA	17	62	3.6	14	1	1	8	8.0	8	0
at Tennessee	4	-3	-0.8	3	0	2	18	9.0	9	0
JACKSONVILLE	7	14	2.0	5	0	0	0	—	—	0
at Philadelphia	5	36	7.2	17	0	1	19	19.0	19	0
TOTALS	90	324	3.6	37-T	3	19	168	8.8	25	0

PILING UP THE YARDS

Bengals HB **Corey Dillon** has led the team in rushing yardage each of the last four seasons (1997-2000). The team record for most consecutive years leading the club in rushing is held by FB **Pete Johnson**, who led the Bengals for seven straight years, from 1977-83.



Ht: 6-5 **Wt:** 300
College: Cincinnati
8th year in NFL

96

2000 Games-Starts: 9-9; **Career Games-Starts:** 95-60
Contract status as of 7-1-01: In second season of a five-year deal
Acquired: UFA (G.B.) '00
Born: 2-24-68

Cincinnati native is in his second Bengals season ... Joined club in 2000 as unrestricted free agent from Green Bay ... Played well last season as Cincinnati's starting LE, but injuries and medical concerns caused him to miss seven games, and he was limited in several other contests ... Regarded as an intense and tireless performer.

2000 PARTICIPATION: Signed with Cincinnati on Feb. 16 as unrestricted free agent from Green Bay ... Started Games 1-2 at LE, but suffered fainting episode on the field during fourth quarter of Game 2, Sept. 17 at Jacksonville ... On inactive list for Games 3-5 while undergoing medical tests related to his passing out ... Cleared by doctors in regard to the fainting episode in time for Game 6, Oct. 15 at Pittsburgh, but did not play in that game due to left knee injury, which also had come in the game at Jacksonville ... Returned to play in Game 7, Oct. 22 vs. Denver ... Started at LE in Games 7-13, but played through November and early December with painful left knee condition caused by a ruptured cyst ... Had arthroscopic knee surgery Dec. 5 ... Placed on Injured Reserve list Dec. 7.

2000 HIGHLIGHTS: Credited in coaches' reviews with 5 QB pressures, highest ratio per snap on the defensive line ... Had 2 solo tackles and 2 QB pressures in victory Oct. 22 vs. Denver ... His pass rush in fourth quarter Oct. 29 at Cleveland drew a fourth-quarter holding penalty against Browns T Roman Oben, giving the Bengals a safety and essentially clinching a 12-3 victory ... Had 4 tackles (2 solo) on Nov. 19 at New England and Nov. 26 vs. Pittsburgh ... In his final game before going on IR list, victory Dec. 3 vs. Arizona, made a key early play when he teamed with SS Chris Carter to stop RB Michael Pittman for no gain on a fourth-and-1 play at the Bengals 34.

CINCINNATI ALL THE WAY: A native of Cincinnati, Booker is the third player to attend high school in the Queen City, play at the University of Cincinnati and then go on to the Bengals. Booker is a product of Taft High School. Other members of the club are RB Clem Turner, who played for the Bengals in 1969 out of Woodward High and UC, and S Rob Niehoff, who played for the Bengals in 1987 out of Roger Bacon High and UC.

THE UC CONNECTION: Booker last season became the ninth former University of Cincinnati player to make the Bengals' regular-season roster. The previous eight were LB Toney Catchings (1987), QB Greg Cook (1969-74), LB Alex Gordon (1991-93), CB Artrell Hawkins (1998-present), LB Evan Jolitz (1974), LB Howie Kurnick (1979-80), S Rob Niehoff (1987) and RB Clem Turner (1969).

PREVIOUS SEASONS — 1992-93: Not selected in '92 NFL Draft, Booker signed as a free agent with Winnipeg Blue Bombers of Canadian Football League and started for two seasons at DE, with 103 tackles (56 solo), 6 sacks and 4 fumble recoveries. **1994:** Entered NFL with May 2 signing as free agent by Kansas City ... Played 13 games as backup DE, with 24 tackles, 2 forced fumbles, 2 fumble recoveries and 9 QB pressures ... Recovered John Elway fumble to seal a 31-28 comeback victory Oct. 17 at Denver ... Made his other fumble recovery Oct. 9 at San Diego ... Posted season-high 5 tackles, including a half-sack, Dec. 4 vs. Denver. **1995:** Made first NFL start for Chiefs on Oct. 1 at Arizona, replacing injured Darren Mickell ... Became full-time starter at RE beginning Oct. 15 vs. New England and started the final nine games there ... Played in all 16 games for the first time in his pro career, starting 10 (nine at right end, one at left end) ... Finished the year with 43 tackles, 1.5 sacks, 49 QB pressures (fifth-most on the team), 1 fumble recovery (returned for his lone NFL touchdown) and 2 passes defended ... Made the biggest play of his career with 1:52 left Dec. 17 vs. Denver, sealing an eventual 20-17 victory with 14-yard return of a John Elway fumble for a TD ... Had season-high 7 tackles, including a half-sack, on Oct. 22 at Denver ... Posted first full sack of his career Nov. 12 at San Diego ... In Wild-Card playoff game against Indianapolis on 1-7-96, recorded 7 tackles, his first postseason sack, a forced fumble and 5 QB pressures. **1996:** Was hindered at the end of the season by an ankle injury, but still managed to see action in 14 games for Chiefs, making 10 starts ... Registered a career-high 51 tackles (37 solo), with 1 sack, 1 fumble recovery and 2 forced fumbles ... Also was fifth on the team in quarterback pressures with 43 ... Credited with a career-best 10 tackles (8 solo), 2 QB pressures and a forced fumble Sept. 29 at San Diego ... Recorded 6 tackles, 4 QB pressures, a forced fumble and a fumble recovery Oct. 27 at Denver ... Had season-best 9 QB hurries in victory Nov. 19 vs. Green Bay ... Suffered sprained ankle Dec. 9 at Oakland and was inactive the final two weeks of the season, missing games against Indianapolis and Buffalo. **1997:** Started at LDT in 13 games during his final season with Kansas City, sitting out three contests due to a knee injury ... Ranked third on the defensive unit in quarterback pressures with 31 and posted a career-high 4 sacks ... Contributed 46 tackles (26 solo) ... Sacked Warren Moon twice Nov. 23 at Seattle ... Had season-high 7 tackles, including a sack, Oct. 16 vs. San Diego ... Posted 6 stops, plus a season-best 7 QB pressures, on Sept. 14 vs. Carolina ... Had three other games of 5 or more tackles ... Had a forced fumble, a fumble recovery and a sack against Jeff George Dec. 7

(Vaughn Booker — cont'd)

vs. Oakland ... Also started Kansas City's divisional playoff game on 1-4-98 vs. Denver, with 1 solo tackle. **1998:** Traded by Chiefs to Green Bay on May 13 for DT Darius Holland ... Played all 16 games for the second time in his career and started four of the last five games at DE in place of injured Vonnie Holliday ... Played as reserve in Packers' playoff loss on 1-3-99 at San Francisco ... During regular season, totaled 19 tackles (14 solo), including 3 sacks ... Made his first start as a Packer Nov. 29 vs. Philadelphia (at RDE), recording 3 tackles and a PAT block ... Sacked Steve Stenstrom on the first scrimmage play of regular-season finale Dec. 27 at Chicago, causing a fumble ... Had 11-yard sack of Eric Zeier on Oct. 25 vs. Baltimore ... Had season-high 4 tackles and a pass defended Oct. 15 at Detroit; forced a fumble by FB Tommy Vardell at the Green Bay 2-yard line ... Recorded 3 solo tackles, including a fourth-quarter sack, in victory Nov. 1 vs. San Francisco ... Missed a substantial portion of training camp after injuring his left ankle in practice on Aug. 5 ... Had surgery on Aug. 13; did not return to practice until the week of Aug. 31 season opener. **1999:** Won Green Bay's starting LE role, left open by the retirement of Reggie White, with a strong preseason ... Had a sack in each of the season's first three games, a 4-yarder Sept. 12 vs. Oakland, an 8-yarder Sept. 19 at Detroit and a 7-yarder Sept. 26 vs. Minnesota ... Posted season-high 6 tackles (5 solo) Oct. 10 vs. Tampa Bay ... Had 5 tackles (2 solo) Nov. 7 vs. Chicago, and credited with a half-sack ... Had 5 tackles (4

solo) and a forced fumble in rematch with Bears on Dec. 5 ... Started 13 games ... Inactive for Game 10, Nov. 21 vs. Detroit, due to chest confusion suffered Nov. 14 at Dallas ... Diagnosed with pneumonia during season's final practice week and was inactive Jan. 2 vs. Arizona.

COLLEGE: Played two seasons (1987 and '91) for the University of Cincinnati, with a three-year stint in the United States Army sandwiched in between ... Was redshirted in 1986 ... Led Bearcats in tackles in '87 as a 216-pound freshman linebacker, amassing 118 stops, including 2 sacks ... Set a school single-game record with 24 tackles in 1987 contest against East Carolina ... Returned from the Army in 1991, a season which saw him post 32 tackles and 5.5 sacks ... Majored in criminology.

PERSONAL: Hometown is Cincinnati ... Attended Taft HS, where he was a two-time all-city performer playing DT, TE and K ... Also lettered at Taft in basketball and track ... Married (wife Sheila) with three children: Breana (born 12-31-90), DeV Vaughn (6-9-93) and Devon (12-2-96) ... Boxed while in the U.S. Army from 1988-90 ... Brother, Anthony, played defensive tackle at Indiana State (1988-91) ... Worked with two charities while playing for the Chiefs: Dream Factory, which grants the wishes of terminally ill children; and Two Loaves, Three Fish, which assists the homeless ... Hobbies include computers, fishing, movies and travel ... Off-season residence is Fishers, Ind. ... Full name is Vaughn Jamel Booker.

VAUGHN BOOKER'S STATISTICS

YEAR	TEAM	G-S	Defense						Interceptions					Scoring				
			TKL	AST	TOT	SKS-YDS	PD	FR-YDS	NO	YDS	AVG	LG	TD	TD	IntRt	FRRI	S	PTS
1992						DID NOT PLAY*				DID NOT PLAY*					DID NOT PLAY*			
1993						DID NOT PLAY*				DID NOT PLAY*					DID NOT PLAY*			
1994	Kansas City	13-0	18	6	24	0-0	1	2	2-5	—	—	—	—	0	0	0	0	0
1995	Kansas City	16-10	28	15	43	1.5-7	2	0	1-14	—	—	—	—	1	0	1	0	6
1996	Kansas City	14-10	37	14	51	1-0	1	2	1-0	—	—	—	—	0	0	0	0	0
1997	Kansas City	13-13	26	20	46	4-14	1	1	1-0	—	—	—	—	0	0	0	0	0
1998	Green Bay	16-4	14	5	19	3-19	1	2	0-0	—	—	—	—	0	0	0	0	0
1999	Green Bay	14-14	32	14	46	3.5-22	2	1	0-0	—	—	—	—	0	0	0	0	0
2000	Cincinnati	9-9	13	4	17	0-0	1	0	0-0	—	—	—	—	0	0	0	0	0
K.C. TOTALS	56-33	109	55	164	6.5-21	5	5	5-20	1	0	1	0	6					
G.B. TOTALS	30-18	46	19	65	6.5-41	3	3	0-0	—	—	—	—	0	0	0	0	0	0
CIN. TOTALS	9-9	13	4	17	0-0	1	0	0-0	—	—	—	—	0	0	0	0	0	0
CAREER	95-60	168	78	246	13-62	9	8	5-20	—	—	—	—	1	0	1	0	6	6

MISCELLANEOUS STATISTICS: 2 kickoff returns for a total of 10 yards (long return of 10 yards) in 1994; 1 blocked extra point attempt in 1998.

*NOTE: Booker was not with an NFL team in 1992 or '93. He played for Winnipeg of the Canadian Football League in 1992 and '93.

— POSTSEASON —

YEAR	TEAM	G-S	Defense						Interceptions					Scoring				
			TKL	AST	TOT	SKS-YDS	PD	FR-YDS	NO	YDS	AVG	LG	TD	TD	IntRt	FRRI	S	PTS
1994	Kansas City	1-0	3	0	3	0-0	0	0	0-0	—	—	—	—	—	—	—	—	—
1995	Kansas City	1-1	4	3	7	1-3	0	1	0-0	—	—	—	—	—	—	—	—	—
1997	Kansas City	1-1	1	0	1	0-0	0	0	0-0	—	—	—	—	—	—	—	—	—
1998	Green Bay	1-0	1	0	1	0-0	0	0	0-0	—	—	—	—	—	—	—	—	—
K.C. TOTALS	3-2	8	3	11	1-3	0	1	0-0	—	—	—	—	—	—	—	—	—	—
G.B. TOTALS	1-0	1	0	1	0-0	0	0	0-0	—	—	—	—	—	—	—	—	—	—
CAREER	4-2	9	3	12	1-3	0	1	0-0	—	—	—	—	—	—	—	—	—	—

BOOKER'S 2000 GAME-BY-GAME DEFENSIVE STATISTICS

OPPONENT	TKL	AST	TOT	SKS-YDS	INT-YDS	PD	FF	FR-YDS
—BYE—								
CLEVELAND	0	0	0	0-0	0-0	0	0	0-0
at Jacksonville	1	0	1	0-0	0-0	0	0	0-0
at Baltimore				INACTIVE				
MIAMI				INACTIVE				
TENNESSEE				INACTIVE				
at Pittsburgh				INACTIVE				
DENVER	2	0	2	0-0	0-0	0	0	0-0
at Cleveland	0	0	0	0-0	0-0	0	0	0-0
BALTIMORE	1	2	3	0-0	0-0	0	0	0-0
at Dallas	1	0	1	0-0	0-0	0	0	0-0
at New England	2	2	4	0-0	0-0	0	0	0-0
PITTSBURGH	4	0	4	0-0	0-0	1	0	0-0
ARIZONA	2	0	2	0-0	0-0	0	0	0-0
at Tennessee				RESERVE / INJURED				
JACKSONVILLE				RESERVE / INJURED				
at Philadelphia				RESERVE / INJURED				
TOTALS	13	4	17	0-0	0-0	1	0	0-0

PLAYERS

C



RICH BRAHAM

Ht: 6-4 Wt: 309

College: West Virginia

8th year in NFL

74

2000 Games-Starts: 9-9; Career Games-Starts: 72-69

Contract status as of 7-1-01: In first season of a two-year deal

Acquired: W (Ariz.) '94

Born: 11-6-70

Regarded as one of Bengals' toughest players in battling through injuries, Braham overcame two arthroscopic surgeries to his right knee and played every offensive snap in last season's final seven games ... Helped key team rushing average of 149.3 yards over final seven games as HB Corey Dillon compiled a team-record season of 1435 yards ... Completed his second season as team's starting center after starting at LG the previous three years ... Starting nine games overall, he aided Bengals' rise to No. 2 NFL rank in team rushing (144.6 yards per game), and to team's best per-carry average (4.7) since 1989.

2000 PARTICIPATION: Sideline early in training camp with chronic bursitis in right knee ... Underwent arthroscopic surgery July 31 and missed all four preseason games ... Returned to starting lineup for Games 1-2 of regular season, playing every offensive snap in both games, but sidelined by recurrence of bursitis and was on weekly inactive list for Games 3-9 ... Had a second arthroscopic surgery on right knee Sept. 26 ... Returned to start Games 10-16, playing every offensive snap in all seven games.

2000 HIGHLIGHTS: Graded "outstanding" (90%) in coaches' film review of Sept. 10 season opener vs. Cleveland, seeing first live action after missing entire pre-season schedule due to knee injury ... Returned to starting lineup in Game 10, Nov. 12 at Dallas, and helped team average 194.2 rushing yards over Games 10-13 ... Played LG in second half Nov. 19 at New England, following season-ending injury to LG Matt O'Dwyer, but returned to center position for remainder of season, with Scott Rehberg taking over LG job ... Back at center, graded "outstanding" (90%) in 209-yard rushing effort Nov. 26 vs.

Pittsburgh ... Graded 88% on Dec. 3 as key factor in 292-yard rushing day vs. Arizona, third-most rushing yards in team history ... Assisted HB Corey Dillon to 216-yard day vs. Arizona, third-most yards by an individual back in team history ... Credited in film reviews with 9 "dominant blocks" in his nine games, including 2 vs. Pittsburgh and 2 vs. Arizona ... Flagged for only two penalties in 587 snaps, second-lowest ratio on the line.

PREVIOUS SEASONS — 1994: Drafted in third round by Arizona (76th overall) ... Made Cardinals' 53-man roster, but was on inactive list for 10 games ... Acquired Nov. 18 by Bengals on waivers ... On Cincinnati inactive list for Games 11-13 ... Made NFL debut Dec. 11 at Giants, and also played in last two games, including Bengals' best rushing game of season (152 yards Dec. 24 vs. Philadelphia). **1995:** Started all 4 preseason games at LG, but suffered severe left ankle sprain Aug. 25 vs. N.Y. Jets ... Placed on Injured Reserve list Aug. 29 and missed entire regular season. **1996:** Played 1081 scrimmage snaps at LG, most on the team, and played higher percentage of his unit's snaps than any other player on offense or defense (99.4%; 1081 of 1088) ... Credited in coaches' evaluations with 21 "pancake" blocks, second-most on team behind Willie Anderson's 24 ... Excellent pass-blocking performance Oct. 20 against 49ers' Dana Stubblefield ... Effective work against Bruce Smith on Nov. 17 at Buffalo ... Had 5 pancakes and best overall game to that point in 41-point, 463-yard effort Nov. 24 vs. Atlanta ... Had 4 pancakes Dec. 1 at Jacksonville and keyed season-high 172-yard team rushing effort with excellent pulling and trapping ... Solid effort Dec. 8 vs. Baltimore despite playing last three quarters with twisted knee ... Held

DT Tony Siragusa to 1 fackle and 1 assist in victory Dec. 22 vs. Indianapolis ... Started Games 1-3 at C and Games 4-16 at LG ... Only missed offensive plays all season were 5 snaps Oct. 13 at Pittsburgh and 2 snaps Nov. 24 vs. Atlanta. **1997:** Was a restricted free agent during spring signing period, and was tendered an offer sheet by New England in April; Bengals matched Patriots' offer and re-signed Braham on April 15 ... Started every game at LG, running total of consecutive starts to 32 since returning from 1995 season lost to ankle injury ... Missed only six offensive snaps all season, playing 994 of a possible 1000 ... Led team in coaches' ratings of pancake blocks (40) ... Graded "excellent" by coaches (90% or better) in eight of 16 games, second-most on line behind C Derrick Briz ... Finished second on offense to Briz in snaps played after leading offense in snaps in '96 ... Played key role as Bengals averaged 433 yards offense per game over season's final four contests ... One of only seven Bengals to start every game ... Earned offensive Game Ball along with other members of offensive line for Dec. 4 game vs. Tennessee, when Corey Dillon rushed for 246 yards (setting an NFL single-game rookie record). **1998:** Battled injuries throughout season ... Played on broken toe which was diagnosed in preseason, and ran his streak of consecutive Bengals starts at LG to 44 before a knee injury sidelined him for the last four games ... Despite shortened season, ranked third on line in coaches' compilation of pancake blocks (9) ... Suffered broken bone (sesamoid) under right big toe in Aug. 12 practice at training camp ... Missed second preseason game, Aug. 17 vs. Indianapolis, but returned to action Aug. 22 vs. Detroit after electing to play on the injury with a custom toe pad ... Started Games 1-12 of regular season ... Played all but six offensive snaps (651 of 657) for first 11 games ... Suffered damage to right kneecap in Game 12, Nov. 29 vs. Jacksonville ... Had arthroscopic surgery Dec. 2, and placed on Injured Reserve list Dec. 3 ... Credited with 3 pancakes in Sept. 6 opener vs. Tennessee ... Graded "excellent" in Tennessee game (93%), and also made the "excellent" category with a 98% grade in victory Oct. 11 vs. Pittsburgh. **1999:** Bengals' starting LG for three years (1996-98), Braham was asked to switch positions in '99 ... Took over center position and upgraded team's run-blocking from that spot ... Helped key HB Corey Dillon's 1200-yard Pro Bowl season along with Bengals' rise to sixth in NFL

rushing yards (2051) and third in yards per carry (4.6) ... Was only offensive lineman awarded a Game Ball after Dillon's 168-yard game Oct. 10 at Cleveland, and joined other offensive line starters in getting Game Ball for Dillon's 192-yard game Dec. 12 vs. Cleveland ... Led offense in total snaps (1035), and led team in percentage of snaps played with his unit at 99.7% (1035 of 1038) ... Played every snap in 15 games ... Only missed snaps were three late in fourth quarter of lopsided win Dec. 12 vs. Cleveland ... Led offense in snaps played for second time in four years (also led in 1996); placed second in offensive snaps in '97 ... One of two offensive linemen and 10 Bengals overall to start all 16 games ... Earned second-highest season grade among OL, scoring 88% in a system where players rarely reach 90; RT Willie Anderson was first at 92% ... Tied for second on line in pancake blocks with 15 ... Led team with 3 pancakes Oct. 10 at Cleveland; also had 3 Dec. 12 vs. Cleveland ... Called for only 4 penalties on season (2 holding; 2 false start) ... Ranked second on line in fewest QB pressures allowed with 4.5 ... Credited with superb handling of center's signal-calling responsibilities in season opener Sept. 12 at Tennessee, only his fourth career start at the position ... Handled line calls against Browns' confusing UFO defense, aiding offense in a 419-yard effort on Oct. 10 at Cleveland and a 459-yard performance on Dec. 12 vs. Browns.

COLLEGE: Joined West Virginia as a walk-on, but persevered to earn second-team All-America honors as a senior ... Started 33 games at LT ... All-Big East as a senior, leading line that paved way for 13th-ranked offense in nation, averaging 463.9 yards per game ... Helped lead WVU to 11-1 season, including Orange Bowl berth.

PERSONAL: Hometown is Morgantown, W.Va., where he attended University HS ... Earned second-team prep all-state honors in basketball ... Has finance degree from WVU ... Married (wife Connie) ... Hobbies include basketball, racquetball and golf ... Off-season residence is Villa Hills, Ky., in Greater Cincinnati ... Pronounces last name "BRAY-um."

RICH BRAHAM'S STATISTICS

GAMES-STARTS (72-69): **1994** (3-0 Cin.), **1995** (0-0 Cin.), **1996** (16-16 Cin.), **1997** (16-16 Cin.), **1998** (12-12 Cin.), **1999** (16-16 Cin.), **2000** (9-9 Cin.)

FOND FAREWELL

The Bengals played their final game at Cinergy Field (previously known as Riverfront Stadium) on Dec. 12, 1999, and they made the finale a memorable one.

Before a sell-out crowd of 59,972, the Bengals defeated Cleveland, 44-28, as the Cincinnati defense set a team record by allowing only 11 net rushing yards (on 11 carries). The Browns' long rushing gain of the day was three yards. The previous low by a Bengals opponent had been 18 yards on 17 carries by Seattle in an AFC Divisional playoff game on Dec. 31, 1988. The previous low in a regular-season game was 26 yards on 17 carries by Pittsburgh on Sept. 19, 1982.

Offensively, the last game at Cinergy saw the Bengals roll for 279 rushing yards (on 53 carries) — at the time the second-most rushing yards in team history and the most ever in a home game (now the fourth-best in club history and the third-highest figure for a home game). The team record for rushing yards in a game is 407, set on Oct. 22, 2000 vs. Denver at Paul Brown Stadium.



WILL BRICE

Ht: 6-4 Wt: 230

College: Virginia

3rd year in NFL*

2000 Games: 0; Career Games: 17

Contract status as of 7-1-01: One-year contract for 2001

Acquired: W (Car.) '01

Born: 10-24-74

10

PLAYERS

A rangy punter with excellent leg strength, Brice was acquired 6-18-01 on waivers from Carolina ... Had been signed as free agent by Carolina on 2-23-01 ... His last NFL game action came in 1999 with the Bengals, when he averaged 41.3 yards on 60 punts, including a 72-yarder that ranks second-longest in club history ... Also saw NFL action in 1997 with St. Louis Rams.

2000 RECAP: Signed by Philadelphia as free agent on April 28 ... Punted 6 times in preseason for 37.3-yard average, with 2 touchbacks and 3 inside-20 ... Waived Aug. 23 ... Not with an NFL club during regular season.

PREVIOUS SEASONS — 1997: Signed April 29 with St. Louis as rookie free agent ... Played in season's first six games, punting 41 times for 41.8-yard average ... Waived Oct. 12. **1998:** Signed Feb. 18 with N.Y. Giants ... Allocated by Giants to Amsterdam Admirals of NFL Europe League, where he punted 40 times for 37.0 average with 14 inside-20 ... Went to training camp with Giants, but released Aug. 25 as Brad Maynard retained club's punting job. **1999:** Signed March 25 by Green Bay as free agent ... Had 1 punt for 44 yards in preseason for

Packers, and was waived Aug. 26 ... Signed Sept. 3 as free agent by Bengals ... Played in Games 1-11 for Cincinnati, averaging 41.3 yards on 60 punts, with 2 punts blocked, 4 touchbacks and 12 inside-20 ... Averaged 63.0 yards on 3 punts in season opener Sept. 12 at Tennessee, including 72-yarder that still ranks as second-longest in club history ... Waived Nov. 23.

COLLEGE: Handled punting duties for four years at Virginia (1993-96) ... Averaged 42.0 yards for his career, and only 72 of his 228 kicks were returned ... As a senior, became first specialist in school history to earn first-team All-America honors ... Redshirted as a freshman in 1992.

PERSONAL: Hometown is Lancaster, S.C. ... All-state in football & soccer at Lancaster HS ... Holds degree from Virginia in civil engineering ... Full name is William Jamison Brice.

* — Brice did not earn an accrued year of experience toward NFL free agency in 2000 because he was not on an NFL 53-player roster, a Reserve/Injured list or a Reserve/Physically Unable to Perform list for the required minimum of six games. He is designated a third-year player in 2001.

WILL BRICE'S STATISTICS

			Punting								Special Teams									
YEAR	TEAM	G	NO	YDS	AVG	NET	TB	IN-20	LG	BLK	TKL	AST	TOT	FF	FR-YDS	BP	BFG	BXP		
1997	St. Louis	6	41	1713	41.8	30.5	4	6	61	1	1	0	1	0	0-0	0	0	0		
1998		0	DID NOT PLAY**																	
1999	Cincinnati	11	60	2475	41.3	32.1	4	12	72	2	3	0	3	0	0-0	0	0	0		
2000		0	DID NOT PLAY**																	
STL. TOTALS		6	41	1713	41.8	30.5	4	6	61	1	1	0	1	0	0-0	0	0	0		
CIN. TOTALS		11	60	2475	41.3	32.1	4	12	72	2	3	0	3	0	0-0	0	0	0		
CAREER		17	101	4188	41.5	34.8	8	18	72	3	4	0	4	0	0-0	0	0	0		

**NOTE: Brice was not on an NFL 53-player roster in 1998 or 2000.

ROOKIE RETURNS

The Bengals have scored three touchdowns on punt returns over the past two seasons, and all three were scored by rookies.

Craig Yeast returned two punts for TDs as a rookie in 1999, tying **Lemar Parrish** (1974) for the Bengals team record for most punt return TDs in one season. Yeast scored on an 86-yard return vs. Baltimore on Nov. 21 at Cinergy Field and on an 81-yarder vs. Cleveland on Dec. 12 at Cinergy.

Rookie **Peter Warrick** returned a punt 82 yards for a TD vs. Jacksonville on Dec. 17 of last season at Paul Brown Stadium.



Ht: 6-2 Wt: 212

College: Texas

5th year in NFL

2000 Games-Starts: 16-10; Career Games-Starts: 63-25

Contract status as of 7-1-01: In final season of a two-year deal

Acquired: W (NE) '00

Born: 9-27-74

A starter for New England in 1999, Carter was acquired by Bengals on waivers during final 2000 roster cuts and he quickly became a key contributor ... Started final 10 games at SS, and though he played special teams only in Games 1-5, he rose to fourth on team in tackles (coaches' defensive stats) ... Switched positions during this past off-season and opens training camp as team's starting FS ... Carter last season joined LB Steve Foley as the only defensive players with at least one entry in every column of coaches' and press box stat charts ... Veteran of three NFL playoff games.

2000 PARTICIPATION: Spent preseason with New England, playing in four games with 8 tackles (7 solo) ... Waived Aug. 27; claimed by Bengals Aug. 28 ... Played for Cincinnati on special teams only in Games 1-5 ... Subbed on defense in Game 6, Oct. 15 at Pittsburgh, and became a starter for remainder of season in Game 7, Oct. 22 vs. Denver ... Has missed only one game in four NFL seasons, sitting out 1999 Patriots season finale with hamstring injury.

OPPORTUNITY KNOCKS: After playing on special teams only for Games 1-5, Carter got his chance to play on defense in Game 6 of last season, Oct. 15 at Pittsburgh, when starting SS Cory Hall was sidelined with a mild concussion in the first quarter. Carter made the most of the chance, responding with 9 tackles (press box stats) to tie for the team lead. With Hall still not 100%, Carter made his first Bengals start Oct. 22 vs. Denver and claimed the SS spot for himself. He aided the victory with 6 tackles (4 solo), an INT and a FR. In the third quarter, with Denver leading 14-10, Carter recovered a Mike Anderson fumble forced by LB Steve Foley at the Bengals 47-yard line. The offense responded with a touchdown drive to put Cincinnati ahead 17-14. Later in the third quarter, with the Bengals holding the 17-14 lead, Carter halted a Denver scoring threat by picking off a Brian Griese pass that had been deflected by LB Armegis Spearman at the Cincinnati 5-yard line. Carter returned it 6 yards to the Bengals 11.

MORE 2000 HIGHLIGHTS: Led the secondary in tackles for loss (3) ... Despite starting on defense most of the season, he was second among DBs and seventh overall on the team in special teams snaps (197) ... Ranked fourth on the club on coaches' special teams tackles chart, with 12 ... Sacked Spergon Wynn for 9-yard loss in fourth quarter in victory Oct. 29 at Cleveland, and led the secondary at Browns with 3 solo tackles (press box statistics) ... Had 6 tackles (5 solo), including a tackle for loss, on Nov. 5 vs. Baltimore, tying for third on the team ...

Posted 5 solos Nov. 12 at Dallas and had a forced fumble against RB Chris Warren in fourth quarter (Cowboys recovered) ... Led the secondary with 7 tackles (4 solo) against his former team Nov. 19 at New England ... Had 4 solos Nov. 26 vs. Pittsburgh, and posted 2 solos plus a pass defended Dec. 3 vs. Arizona ... Forced a fumble against WR Chris Sanders on Dec. 10 at Tennessee, but Titans recovered at Bengals 40 in fourth quarter ... Also at Titans, had 7 tackles (6 solo), including 1 tackle for loss ... Had a second straight game of 7 tackles (6 solo) in victory Dec. 17 vs. Jacksonville.

PREVIOUS SEASONS — 1997: Drafted by New England in third round (89th overall) ... Signed July 15 ... Secured roster spot in preseason finale Aug. 21 vs. Philadelphia with 2 INTs and 6 tackles ... Played primarily on special teams once season began, seeing action in every game, and had 3 special teams stops during two playoff games ... Ranked fourth on team with 11 special teams tackles and had 1 defensive tackle ... Batted down Mark Brunell's game-ending "Hail Mary" pass to preserve 26-20 victory Dec. 7 at Jacksonville. **1998:** Played in every game for the second straight year, including playoff game 1-3-99 at Jacksonville, and upped his contributions on defense to 17 tackles, including first career sack ... Had sack Dec. 20 vs. San Francisco, dropping Steve Young for 5-yard loss in 24-21 win that secured a playoff berth ... Had season-high 5 tackles on defense in win Sept. 13 vs. Indianapolis. **1999:** Won starting FS job in training camp and finished season with 94 tackles (fourth on team) and 3 INTs (second on team) ... Made NFL starting debut Sept. 12 at N.Y. Jets and posted 7 tackles ... Intercepted a pair of Peyton Manning passes Sept. 19 vs. Indianapolis, aiding 31-28 comeback victory ... Had career-best 10 tackles Oct. 10 at Kansas City ... Sacked Damon Huard on Oct. 17 vs. Miami ... Had 3 passes defended in victory Oct. 31 at Arizona ... Had third INT of the season Nov. 15 vs. N.Y. Jets ... Named defensive co-captain for Nov. 21 at Miami and responded with 9 tackles and 2 special teams tackles ... On Dec. 26 vs. Buffalo, recovered a Bills fumble at Patriots 20 in first quarter, but was later sidelined with hamstring pull that forced him to miss the Jan. 2 season finale vs. Baltimore.

COLLEGE: Started 43 of 47 games at Texas during 1993-96 seasons, totaling 429 total tackles (284 solos) ... Had 14 INTs, fourth most in school history, and shattered school record for career INT yardage with 348 (24.9-yard avg.) ... Led team as a senior with 120 tackles, and had 6 INT as a junior, setting school season record with 146 return yards.

PERSONAL: Hometown is Tyler, Texas ... Attended John Tyler High School, where he earned first-team All-America honors as a senior ... Played FS and WR as a prep senior, posting 87 tackles, 5 INT and 4 FR along with 37 receptions for 778 yards and 8 TDs ... Graduated in

top five of high school class and earned National Honor Society membership while lettering in football, basketball and baseball ... Kinesiology major at Texas, earning school and conference academic honors ... Full name is Christopher Gary Carter.

CHRIS CARTER'S STATISTICS

YEAR TEAM	G-S	Defense							Interceptions					Scoring			
		TKL	AST	TOT	SKS-YDS	PD	FF	FR-YDS	NO	YDS	AVG	LG	TD	TD	IntRt	FRRt	S PTS
1997 New England	16-0	1	0	1	0-0	0	0	0-0	0	0	—	—	0	—	—	—	—
1998 New England	16-0	7	10	17	1-5	1	0	0-0	0	0	—	—	0	—	—	—	—
1999 New England	15-15	52	42	94	1-1	10	0	1-0	3	13	4.3	8	0	—	—	—	—
2000 Cincinnati	16-10	49	11	60	1-9	2	2	1-0	1	6	6.0	6	0	—	—	—	—
N.E. TOTALS	47-15	60	52	112	2-6	11	0	1-0	3	13	4.3	8	0	—	—	—	—
CIN. TOTALS	16-10	49	11	60	1-9	2	2	1-0	1	6	6.0	6	0	—	—	—	—
CAREER	63-25	109	63	172	3-15	13	2	2-0	4	19	4.8	8	0	—	—	—	—

		Special Teams								Kickoff Returns					Punt Returns					
YEAR	TEAM	TKL	AST	TOT	FF	FR-YDS	BP	BFG	BXP	NO	YDS	AVG	LG	TD	NO	FC	YDS	AVG	LG	TD
1997	New England	8	3	11	0	0-0	0	0	0	—	—	—	—	—	—	—	—	—	—	—
1998	New England	12	8	20	0	0-0	0	0	0	—	—	—	—	—	—	—	—	—	—	—
1999	New England	4	2	6	0	0-0	0	0	0	—	—	—	—	—	—	—	—	—	—	—
2000	Cincinnati	5	1	6	0	0-0	0	0	0	—	—	—	—	—	—	—	—	—	—	—
N.E. TOTALS		24	13	37	0	0-0	0	0	0	—	—	—	—	—	—	—	—	—	—	—
CIN. TOTALS		5	1	6	0	0-0	0	0	0	—	—	—	—	—	—	—	—	—	—	—
CAREER		29	14	43	0	0-0	0	0	0	—	—	—	—	—	—	—	—	—	—	—

CHRIS CARTER'S 2000 GAME-BY-GAME DEFENSIVE STATISTICS

OPPONENT	TKL	AST	TOT	SKS-YDS	INT-YDS	PD	FF	FR-YDS
—BYE—								
CLEVELAND	0	0	0	0-0	0-0	0	0	0-0
at Jacksonville	0	0	0	0-0	0-0	0	0	0-0
at Baltimore	0	0	0	0-0	0-0	0	0	0-0
MIAMI	0	0	0	0-0	0-0	0	0	0-0
TENNESSEE	0	0	0	0-0	0-0	0	0	0-0
at Pittsburgh	7	2	9	0-0	0-0	0	0	0-0
DENVER	4	2	6	0-0	1-6	1	0	1-0
at Cleveland	3	0	3	1-9	0-0	0	0	0-0
BALTIMORE	5	1	6	0-0	0-0	0	0	0-0
at Dallas	5	0	5	0-0	0-0	0	1	0-0
at New England	4	3	7	0-0	0-0	0	0	0-0
PITTSBURGH	4	0	4	0-0	0-0	0	0	0-0
ARIZONA	1	1	2	0-0	0-0	1	0	0-0
at Tennessee	6	1	7	0-0	0-0	0	1	0-0
JACKSONVILLE	6	1	7	0-0	0-0	0	0	0-0
at Philadelphia	4	0	4	0-0	0-0	0	0	0-0
TOTALS	49	11	60	1-9	1-6	2	2	1-0

POSTSEASON

			Defense							Interceptions					Scoring				
			SKS- FR-												TD TD				
YEAR	TEAM	G-S	TKL	AST	TOT	YDS	PD	FF	YDS	NO	YDS	AVG	LG	TD	TD	IntR	FRR	S	PTS
1997	New England	2-0	0	0	0	0-0	0	0	0-0	—	—	—	—	—	—	—	—	—	—
1998	New England	1-0	0	0	0	0-0	0	0	0-0	—	—	—	—	—	—	—	—	—	—
CAREER		3-0	0	0	0	0-0	0	0	0-0	—	—	—	—	—	—	—	—	—	—

			Special Teams							Kickoff Returns					Punt Returns					
			FR-																	
YEAR	TEAM	TKL	AST	TOT	FF	YDS	BP	BFG	BXP	NO	YDS	AVG	LG	TD	NO	FC	YDS	AVG	LG	TD
1997	New England	1	2	3	0	0-0	0	0	0	—	—	—	—	—	—	—	—	—	—	—
1998	New England	3	0	3	0	0-0	0	0	0	—	—	—	—	—	—	—	—	—	—	—
CAREER		4	2	6	0	0-0	0	0	0	—	—	—	—	—	—	—	—	—	—	—



Ht: 6-0 Wt: 187
 College: Notre Dame
 9th year in NFL

21

2000 Games-Starts: 16-11; Career Games-Starts: 112-98
 Contract status as of 7-1-01: One-year contract for 2001
 Acquired: FA '01
 Born: 9-5-72

Spent most of 2000 season in Bengals' starting LCB role ... Was the only Bengals DB with 2 INTs on the season ... Formerly a starting CB for Washington and Chicago ... Intercepted a pass in second quarter of his first Bengals start in 1999, and made a key interception last season in victory over Arizona ... A first-round NFL Draft pick in 1993, he has consistently shown good ability to play the ball in the air ... Released by Bengals on 3-1-01, but re-signed to one-year contract on 4-9-01.

2000 PARTICIPATION: Started Games 1-10 at LCB ... Sub behind LCB Robert Bean in Games 11-13 ... Started at LCB in Game 14, as Bean took over for injured Rodney Heath at RCB ... In reserve role for Games 15-16 as rookie Mark Roman started at LCB.

2000 HIGHLIGHTS: Had 3 tackles (2 solo) and 2 passes defended Sept. 10 vs. Cleveland ... Had 2 PDs and 2 tackles Oct. 15 at Pittsburgh ... Season-high 9 tackles (7 solo) in victory Oct. 22 vs. Denver ... Intercepted Spergon Wynn pass in win Oct. 29 at Cleveland and returned it 30 yards to Browns 38 ... In victory Dec. 3 vs. Arizona, halted a potential game-tying Cardinals drive in fourth quarter, intercepting Jake Plummer pass at the Bengals 7 and returning it 10 yards to the 17 ... Had 2 solo tackles and a pass defended in season finale Dec. 24 at Philadelphia.

PREVIOUS SEASONS — 1993: Drafted by Washington in first round (17th overall) ... Led all NFL rookies with a team-high 6 INT ... Made first career interception on Sept. 12 vs. Phoenix ... Made a first-quarter INT in his first start, an Oct. 4 Monday night game at Miami ... Designated as Washington's transition player following the season. **1994:** Started every game, and tied for second on Redskins in interceptions (3) and passes defended (14) ... Had first interception of season Sept. 11 at New Orleans ... Posted season-high 7 tackles Oct. 9 at Philadelphia ... Had 40-yard interception return Oct. 16 vs. Arizona. **1995:** Had career-high 79 tackles while starting every Redskins game for second straight season ... Led team with 4 interceptions and 15 passes defended ... Had 31-yard INT return in season opener Sept. 3 vs. Arizona ... Sealed 27-23 victory Oct. 1 vs. Dallas with second interception of season ... Had season-high 9 tackles Oct. 22 vs. Detroit ... Had 51-yard INT return for TD in Dec. 17 victory vs. St. Louis, giving Redskins the lead for good. **1996:** Led Redskins for second consecutive year in interceptions (5) and passes defended (27) ... Led Redskins' 31-10 win Sept. 15 at N.Y. Giants with first two-interception game of his career, and added 2 other passes defended and 5 tackles ... Sealed victory Sept. 22 at St. Louis with third INT of the season

and added 5 tackles ... Had season-high 9 tackles along with an INT Sept. 29 vs. Jets. **1997:** Signed Mar. 31 by Chicago from Washington as transition free agent; Redskins declined on Apr. 5 to match Bears' offer ... Started every game at LCB, his fourth straight season of starting all 16 games ... Made Bears debut in Sept. 1 Monday night game at Green Bay with 6 tackles (5 solo) ... Had season-high 9 tackles and 1 pass defended Sept. 7 vs. Minnesota ... Grabbed first Bears INT Nov. 16 at Dallas ... Had season-high 4 passes defended, including an INT, Nov. 27 at Detroit ... Sealed victory Dec. 14 at St. Louis with fourth-quarter INT in end zone. **1998:** Started Games 1-4 for Chicago, running streak of consecutive NFL starts to 67, but sidelined for remainder of season after suffering broken collarbone in first quarter of Game 4, Sept. 27 vs. Minnesota ... Placed Sept. 30 on Injured Reserve ... Was team leader with 2 INT at time of injury ... Intercepted pass from QB Mark Brunell in end zone in Bears' Sept. 6 season opener vs. Jacksonville, and also had an INT Sept. 13 at Pittsburgh. **1999:** Played in Games 1-12 for Chicago, with starts at RCB in Games 1-2 and 4-7 ... Waived Dec. 13 and acquired by Bengals on waiver claim Dec. 14 ... Practiced with Bengals through the Dec. 19 bye weekend, and started Games 15-16 for Cincinnati ... Intercepted a Tony Banks pass in his first Cincinnati start, Dec. 26 at Baltimore ... Pass was intended for Qadry Ismail on a 3rd-down-and-4 play from Bengals 17, and Carter intercepted at Bengals 9 (no return) ... Also had 6 tackles (all solo) at Baltimore ... Had 2 tackles Jan. 2 at Jacksonville before mild concussion sidelined him in second quarter ... In 12 games for Chicago, Carter had 25 tackles (21 solo), 1 INT, 1 fumble recovery and 6 passes defended ... Aided Bears' 24-22 victory Oct. 10 at Minnesota by intercepting Randall Cunningham pass at Chicago 1-yard line early in second half and returning 36 yards ... Contributed to 14-10 win on Oct. 3 vs. New Orleans with a 21-yard fumble return.

COLLEGE: Left Notre Dame after his 1992 junior season, in which he earned second-team All-America honors while intercepting 5 passes and logging 40 tackles ... As a sophomore, led team in minutes played, and his 5 INTs included 79-yarder for TD against Tennessee ... Played in every game as a freshman except the season opener ... Played FS as freshman ... Also ran track; won Midwestern Collegiate Conference 55-meter indoor dash as a junior.

PERSONAL: Hometown is St. Petersburg, Fla., where he was an all-state DB and all-conference QB at Lakewood HS ... Lettered in high school in football, basketball, track and baseball ... Completed work at Notre Dame in 1996 on his degree in finance.

TOM CARTER'S STATISTICS

YEAR	TEAM	G-S	Defense						Interceptions					Scoring				
			TKL	AST	TOT	SKS-YDS	PD	FF	FR-YDS	NO	YDS	AVG	LG	TD	TD	IntRt	TD	PTS
1993	Washington	14-11	31	7	38	0-0	4	0	0-0	6	54	9.0	29	0	0	0	0	0
1994	Washington	16-16	36	9	45	0-0	14	0	0-0	3	58	19.3	40	0	0	0	0	0
1995	Washington	16-16	63	16	79	0-0	15	0	0-0	4	116	29.0	51	1	1	1	0	6
1996	Washington	16-16	51	10	61	0-0	27	1	0-0	5	24	4.8	24	0	0	0	0	0
1997	Chicago	16-16	49	7	56	0-0	19	0	0-0	3	12	4.0	12	0	0	0	0	0
1998	Chicago	4-4	7	1	8	0-0	2	0	0-0	2	20	10.0	19	0	0	0	0	0
1999	Chicago	12-6	21	4	25	0-0	7	0	1-21	1	36	36.0	36	0	0	0	0	0
	Cincinnati	2-2	8	0	8	0-0	1	0	0-0	1	0	0.0	0	0	0	0	0	0
2000	Cincinnati	16-11	36	7	43	0-0	11	0	0-0	2	40	20.0	30	0	0	0	0	0
WASH. TOTALS			62-59	181	42	223	0-0	60	1	0-0	18	252	14.0	51	1	1	1	6
CHI. TOTALS			32-26	77	12	89	0-0	28	0	1-21	6	68	11.3	36	0	0	0	0
CIN. TOTALS			18-13	44	7	51	0-0	12	0	0-0	3	40	13.3	30	0	0	0	0
CAREER			112-98	302	61	363	0-0	100	1	1-21	27	360	13.3	51	1	1	1	6

PLAYERS

		Special Teams								Kickoff Returns					Punt Returns							
YEAR	TEAM	TKL	AST	TOT	FF	FR-			BP	BFG	BXP	NO	YDS	AVG	LG	TD	NO	FC	YDS	AVG	LG	TD
						YDS																
1993	Washington	2	0	2	0	0-0	0	0	0			—	—	—	—	—	—	—	—	—	—	—
1994	Washington	1	0	1	0	0-0	0	0	0			—	—	—	—	—	—	—	—	—	—	—
1996	Washington	1	0	1	0	0-0	0	0	0			—	—	—	—	—	—	—	—	—	—	—
CAREER		4	0	4	0	0-0	0	0	0			—	—	—	—	—	—	—	—	—	—	—

— TOM CARTER'S 2000 GAME-BY-GAME DEFENSIVE STATISTICS —

OPPONENT	TKL	AST	TOT	SKS-YDS	INT-YDS	PD	FF	FR-YDS
—BYE—								
CLEVELAND	2	1	3	0-0	0-0	2	0	0-0
at Jacksonville	5	0	5	0-0	0-0	1	0	0-0
at Baltimore	3	1	4	0-0	0-0	0	0	0-0
MIAMI	2	1	3	0-0	0-0	1	0	0-0
TENNESSEE	3	0	3	0-0	0-0	1	0	0-0
at Pittsburgh	2	0	2	0-0	0-0	2	0	0-0
DENVER	7	2	9	0-0	0-0	0	0	0-0
at Cleveland	2	0	2	0-0	1-30	1	0	0-0
BALTIMORE	2	0	2	0-0	0-0	0	0	0-0
at Dallas	2	1	3	0-0	0-0	0	0	0-0
at New England	0	0	0	0-0	0-0	0	0	0-0
PITTSBURGH	0	0	0	0-0	0-0	0	0	0-0
ARIZONA	1	0	1	0-0	1-10	1	0	0-0
at Tennessee	3	1	4	0-0	0-0	1	0	0-0
JACKSONVILLE	0	0	0	0-0	0-0	0	0	0-0
at Philadelphia	2	0	2	0-0	0-0	1	0	0-0
TOTALS	36	7	43	0-0	2-40	11	0	0-0

DEFENSE DOES ITS PART

The Bengals' 61-17 victory at the Astrodome in Houston on Dec. 17, 1972 — tied for most points ever scored by Cincinnati — stands also as the only game in which the Cincinnati defense has scored three touchdowns.

All three TDs came on interception returns. **Lemar Parrish** scored on returns of 25 and 33 yards, and **Neal Craig** scored from 63 yards.



Ht: 6-3 Wt: 287

College: Alabama

9th year in NFL

2000 Games-Starts: 16-16; Career Games-Starts: 107-102

Contract status as of 7-1-01: In first season of a two-year deal

Acquired: FA '01

Born: 9-20-70

Bengals starting DE when healthy for his entire career, Copeland switched to starting RDT job for the last 10 games of the 2000 season ... Copeland replaced injured Tom Barndt at RDT, with Michael Bankston filling Copeland's RE position ... Led the line in coaches' compilation of QB pressures (7) ... Could play DE or DT in 2001 ... His Bengals contract was terminated 4-23-01, but he re-signed with Cincinnati with a two-year contract on 5-24-01.

2000 PARTICIPATION: Started 16 games for the second straight season, showing excellent recovery from ruptured Achilles tendon that had limited him to five games in 1998 ... Started Games 1-6 at RE and Games 7-16 at RDT.

2000 HIGHLIGHTS: Led line in tackles with 3 (all solo) Sept. 10 vs. Cleveland, plus a pass defended ... Sacked Jay Fiedler for 8-yard loss in first quarter Oct. 1 vs. Miami, and recovered a Lamar Smith fumble at Dolphins 24 later in first quarter, setting up Bengals FG ... Made his first start at RDT in win Oct. 22 vs. Denver, posting 3 solo tackles ... Tied for line lead in tackles with 6 (3 solo) Dec. 19 at New England, and tied for team lead with 6 solos Nov. 26 vs. Pittsburgh ... Sidelined with right calf strain in second quarter Dec. 17 at Jacksonville ... Returned to start Dec. 24 at Philadelphia but was still limited by calf injury.

PREVIOUS SEASONS — 1993: Drafted by Bengals in first round (fifth overall) ... Signed Aug. 13 ... Led team in tackles for loss (8) ... Showed knack for timing jumps to bat down passes ... Missed two games, but played 77.2 percent of defensive snaps for the year, fourth-most on team and most of front seven ... Had dominant game, including sack and forced fumble, vs. Jets Nov. 21, but suffered knee sprain ... Came back from injury after missing two games, a week sooner than anticipated. **1994:** Started Games 1-9, but sidelined with sprained ankle during first quarter Nov. 6 at Seattle ... Missed the next four games ... Returned to starting lineup Dec. 11 at Giants, though he still was limping at the time ... Credited in coaches' reports for a "gutsy" effort at Giants as he led line with 5 solo tackles ... Team-leading total of 9 tackles for loss was 4 more than next-best player ... Played tackle in nickel defense ... Best tackles day was 8 solos Oct. 30 vs. Dallas ... Had 7 tackles (6 solo), including a 6-yard sack, Sept. 25 at Houston. **1995:** Played in every game for first time of his career and led team with career-high 9 sacks while leading line with career-high 61 tackles ... Had 6-yard sack, 4 hurries and batted pass in Sept. 3 win at Indianapolis ... Led line with 7 tackles (5 solo) Sept. 17 at Seattle; had 2 sacks for 16 yards against QB Rick Mirer ... Played in Seattle despite being bothered by low back pain ... Had 8-yard sack on Dan Marino Oct. 1 vs. Miami, push-

ing Dolphins back to Bengals 18 and forcing field goal ... Forced fumble Oct. 29 against Cleveland's Ernest Hunter, stopping drive at Bengals 15 and setting up Cincinnati FG drive ... Had Bengals' only blocked FG of season, Nov. 26 at Jacksonville, preserving 7-7 halftime tie in eventual Cincinnati win ... Led defensive line with 93 special teams plays ... Credited by coaches for "near-perfect" performance in Dec. 10 win vs. Chicago; led line with 6 tackles (all solo), had 4 hurries and 1 batted pass ... Cited by coaches for only 4 missed assignments in 1089 plays, lowest ratio on defensive unit ... Second on team to FS Darryl Williams with 1089 scrimmage snaps. **1996:** Played only one pre-season game due to hamstring pull, and aggravated injury midway through Game 1 at St. Louis ... On inactive list for Games 2-3 ... Started Game 4 vs. Denver, but inactive again due to hamstring for Game 5 vs. Houston ... Started in Games 6-16, but still slowed by hamstring through Game 8 ... Credited with 4 QB hurries in only 37 snaps before suffering hamstring injury Sept. 1 at St. Louis ... Forced a fumble against Terrell Davis on Sept. 29 vs. Denver, with Bengals recovering to halt Bronco drive at Cincinnati 4-yard line; also credited with half-sack, teaming with Tim Johnson to drop John Elway ... Sacked Steve Young (6 yards) in 4th quarter Oct. 20 at S.F. ... Sacked Mark Brunell (6 yards) to halt drive in victory Oct. 27 vs. Jacksonville; also had 2 passes defended and 3 hurries ... Had 5 tackles for loss, highest game total of season by a Bengal, among 8 total stops Nov. 17 at Buffalo ... Had 4 solos (one for loss) and 3 hurries in Nov. 24 win vs. Atlanta ... Strong finish Dec. 22 vs. Indianapolis with 3 tackles (2 solo), 2 hurries and a half-sack. **1997:** Awarded defensive Game Ball for performance Aug. 31 vs. Arizona, when he led line with 3 tackles (2 solo) and recovered Larry Centers fumble at Bengals 37 with 1:10 to play, setting up winning TD drive in come-from-behind win ... Had top performance of season in victory Nov. 2 vs. San Diego; credited with 2-yard sack on Stan Humphries to force punt in second quarter, and scored first career TD on 25-yard return of Humphries fumble later in second quarter to give Bengals 24-14 lead ... Also in S.D. game, led line with 3 tackles (2 solo), including 4-yard loss against Gary Brown; awarded defensive Game Ball ... Had 3-yard sack on Kelly Holcomb in fourth quarter of victory Nov. 9 at Indianapolis ... Led line with 13 tackles (6 solo) Nov. 16 at Pittsburgh, most total tackles by any Bengal in a game all season ... Had 4 solo tackles Nov. 30 at Philadelphia to take over season tackles lead among DL ... Led line with 3 solos in Dec. 4 victory vs. Tennessee, helping key defensive effort that limited Oilers to 44 rushing yards and 19:21 possession time ... Led line with 4 tackles (3 solo) Dec. 14 vs. Dallas, and had 11-yard sack on Troy Aikman in second quarter, forcing punt that set up drive on which Bengals went ahead for

good at 17-10 ... Started Games 1-7 and 9-16 ... On weekly inactive list for Game 8, Oct. 26 at N.Y. Giants, with thigh bruise which had sidelined him in first quarter of Oct. 19 game vs. Pittsburgh. **1998:** Played only in season's last five games, and was limited to action with nickel package ... Opened regular season on Physically Unable to Perform list, while recovering from ruptured left Achilles tendon suffered 4-15-98 during off-season workout ... Activated to 53-player roster on Nov. 17 ... On weekly inactive list for Game 11, Nov. 22 at Baltimore, and played in Games 12-16 ... Had season's only interception by a Bengals defensive lineman on Dec. 6 vs. Buffalo, picking off Doug Flutie pass in fourth quarter with 3-yard return to Bills 24, setting up Bengals' final touchdown drive ... **1999:** One of 10 Bengals to start every game ... Led defensive line in scrimmage snaps with 830 (of 1059 total) ... Became first defensive lineman in club history to intercept two passes in a season, while adding four sacks and two forced fumbles ... Credited in coaches' statistics with 19 QB hurries, most on the defense, and his five tackles for loss ranked second on the line ... Contributed key plays in each of team's four wins ... In victory Oct. 10 at Cleveland, earned coaches' defensive Game Ball as he sacked Tim Couch for 1-yard loss on third-and-6 play at Bengals 15 in fourth quarter, forcing Browns to settle for FG and 17-12 lead that kept Bengals in range for game-winning TD later in the period. Also at Cleveland, made two stops for no rushing gain on third-and-1 plays ... In win Nov. 28 at Pittsburgh, dropped Jerome Bettis for 3-yard rushing loss in third quarter, and later in period stopped Richard Huntley for 2-yard loss on

third-and-two from Bengals 31. On the next play, Copeland teamed with Michael Bankston to sack Mike Tomczak for 11-yard loss and halt a drive at Bengals 33. In fourth quarter, as Pittsburgh attempted comeback from 27-20 deficit, Copeland teamed with Bankston again to sack Tomczak for a 9-yard loss on a third-down play ... In win Dec. 5 vs. San Francisco, intercepted a Jeff Garcia pass at 49ers 26 and returned 12 yards to set up Bengals FG ... In win Dec. 12 vs. Cleveland, intercepted Tim Couch pass in third quarter, returning 4 yards to Bengals 36 ... Credited with 1.5 sacks against Jim Harbaugh in first quarter Sept. 19 vs. San Diego ... Tied for line lead with 5 tackles (4 solo) Oct. 3 vs. St. Louis, and teamed with Oliver Gibson for 6-yard sack on Kurt Warner in third quarter ... Led line with 6 tackles (all solo) Oct. 17 vs. Pittsburgh ... Started his 15th game of season Dec. 26 at Baltimore, though a hamstring pull had kept him out of practice most of week ... In season finale at Jacksonville, forced a James Stewart fumble on Jaguars' opening drive at Bengals 4-yard line; LB Brian Simmons recovered in end zone for a touchback.

COLLEGE: Consensus All-American credentials at Alabama led to his being the first defensive lineman selected in NFL Draft ... As Alabama senior, had 11.5 sacks, 65 tackles and 22 tackles for loss ... Spent freshman and sophomore seasons at Hinds (Miss.) JC.

PERSONAL: Born in Lanett, Ala. ... Attended Valley (Ala.) HS, lettering in football and basketball ... Hobbies include fishing and video games.

JOHN COPELAND'S STATISTICS

YEAR	TEAM	G-S	TKL	AST	Defense					Interceptions					Scoring				
					SKS-YDS	PD	FF	FR-YDS	NO	YDS	AVG	LG	TD	TD	TD	INT	FRT	S	PTS
1993	Cincinnati	14-14	43	5	48	3-18	0	2	0-0	0	0	—	0	0	0	0	0	0	0
1994	Cincinnati	12-12	36	5	41	1-6	1	1	0-0	0	0	—	0	0	0	0	0	0	0
1995	Cincinnati	16-16	53	8	61	9-61	4	2	0-0	0	0	—	0	0	0	0	0	0	0
1996	Cincinnati	13-13	35	6	41	3-18.5	6	1	0-0	0	0	—	0	0	0	0	0	0	0
1997	Cincinnati	15-15	35	14	49	3-16	1	0	2-25	0	0	—	0	1	0	1	0	6	6
1998	Cincinnati	5-0	5	0	5	0-0	1	0	0-0	1	3	3.0	3	0	0	0	0	0	0
1999	Cincinnati	16-16	31	7	38	4-22.5	3	2	0-0	2	16	8.0	12	0	0	0	0	0	0
2000	Cincinnati	16-16	32	7	39	1-8	1	0	1-4	0	0	—	0	0	0	0	0	0	0
CAREER		107-102	270	52	322	24-150	17	8	3-29	3	19	6.3	12	0	1	0	1	0	6

MISCELLANEOUS STATISTICS: 1 blocked field goal attempt in 1995.

— COPELAND'S 2000 GAME-BY-GAME DEFENSIVE STATISTICS —

OPPONENT	TKL	AST	TOT	SKS-YDS	INT-YDS	PD	FF	FR-YDS
—BYE—								
CLEVELAND	3	0	3	0-0	0-0	1	0	0-0
at Jacksonville	2	0	2	0-0	0-0	0	0	0-0
at Baltimore	3	1	4	0-0	0-0	0	0	0-0
MIAMI	3	0	3	1-8	0-0	0	0	1-4
TENNESSEE	2	0	2	0-0	0-0	0	0	0-0
at Pittsburgh	2	2	4	0-0	0-0	0	0	0-0
DENVER	3	0	3	0-0	0-0	0	0	0-0
at Cleveland	0	0	0	0-0	0-0	0	0	0-0
BALTIMORE	0	1	1	0-0	0-0	0	0	0-0
at Dallas	2	0	2	0-0	0-0	0	0	0-0
at New England	3	3	6	0-0	0-0	0	0	0-0
PITTSBURGH	6	0	6	0-0	0-0	0	0	0-0
ARIZONA	2	0	2	0-0	0-0	0	0	0-0
at Tennessee	0	0	0	0-0	0-0	0	0	0-0
JACKSONVILLE	0	0	0	0-0	0-0	0	0	0-0
at Philadelphia	1	0	1	0-0	0-0	0	0	0-0
TOTALS	32	7	39	1-8	0-0	1	0	1-4



Ht: 6-2 Wt: 217
College: Miami (Fla.)
3rd year in NFL

2000 Games-Starts: 0-0; Career Games-Starts: 3-0
Contract status as of 7-1-01: In final season of a three-year deal
Acquired: D7b '99 (245th overall)
Born: 1-17-76

Seventh-round pick in 1999 NFL Draft returns for third season in Bengals system ... Was on the roster throughout 2000 season but did not see game action ... Skilled drop-back passer with good arm strength, he played his way into the '99 Draft with a strong finish in senior season at Miami.

2000 RECAP: Played in two preseason games ... Went 1-for-5 passing for 16 yards on Aug. 4 at Buffalo, and was 7 for 15 for 63 yards and 2 INT on Aug. 11 at Atlanta ... Was in uniform as designated third QB for regular season Games 1-11 and 13-16 ... Was No. 2 QB behind starter Akili Smith for Game 12, Nov. 26 vs. Pittsburgh, due to injury to Scott Mitchell, but did not play.

1999: Drafted by Bengals in seventh round (245th overall) ... Played in all four preseason games ... Played in regular season Games 1, 9 and 14 in reserve role ... Was designated third QB for Games 1-9, and was No. 2 QB for Games 10-16 ... Made NFL debut in fourth quarter Sept. 12 at Tennessee, subbing for injured Jeff Blake, and completed his only pass attempt, a 4-yarder to Carl Pickens ... Played the final offensive series Nov. 1 at Se-

attle, completing 2 of 3 passes for 15 yards ... Played the final two series of Dec. 12 game vs. Cleveland, with a 4-yard completion to Michael Basnight on his only pass attempt ... In the preseason, threw 13-yard TD pass to Terry Murphy in fourth quarter Sept. 3 vs. Atlanta ... Played in all four preseason games, compiling 21 completions in 46 attempts (45.7%) for 142 yards, 1 touchdown and 1 interception ... Rushed five times for 27 yards in preseason.

COLLEGE: Played behind Ryan Clement for most of his Hurricane career, but took over the No. 1 role as a senior and led team to a 6-1 finish, including MicronPC Bowl win over North Carolina State ... Outdueled first-round draft pick Cade McNown in a 49-45 shootout win over UCLA ... Started every game as a senior, averaging 191.7 yards per game in combined passing and rushing yards while posting a 19-8 differential in touchdowns-to-interceptions.

PERSONAL: Hometown is Laguna Niguel, Calif. ... Off-season residence is Miami, Fla. ... Favorite hobbies are surfing and skiing ... Sports management major at Miami.

SCOTT COVINGTON'S STATISTICS

		Passing												
YEAR	TEAM	G-S	ATT	CMP	PCT	YDS	YDS/ATT	TD	TD%	INT	INT%	LG	SKD-YDS	RAT
1999	Cincinnati	3-0	5	4	80.0	23	4.60	0	0.0	0	0.0	8	0-0	85.8
2000	Cincinnati	0-0	DID NOT PLAY*											
CAREER		3-0	5	4	80.0	23	4.60	0	0.0	0	0.0	8	0-0	85.8
		Rushing					Receiving					Scoring		
YEAR	TEAM	ATT	YDS	AVG	LG	TD	NO	YDS	AVG	LG	TD	TD-R	TD-P	TD-RI
1999	Cincinnati	2	-4	-2.0	-2	0	—	—	—	—	—	—	—	—
2000	Cincinnati	DID NOT PLAY*					DID NOT PLAY*					DID NOT PLAY*		
CAREER		2	-4	-2.0	-2	0	—	—	—	—	—	—	—	—

* NOTE: Covington was the inactive designated third quarterback for 15 games and did not play in one game with Cincinnati in 2000.

DOUBLE WHAMMY

Twice in Bengals history, two Cincinnati players have broken the 100-yard rushing mark in the same game.

On Oct. 29, 1972, in a 30-7 win vs. Houston, **Doug Dressler** gained 110 yards and **Essex Johnson** gained 103 yards.

On Dec. 7, 1986, in a 31-7 victory at New England, **James Brooks** rushed for 163 yards and **Stanley Wilson** for 120 yards.



RICHIE CUNNINGHAM

Ht: 5-10 **Wt:** 167

College: Southwestern Louisiana

4th year in NFL*

2000 Games: 4 (Car.); **Career Games:** 51

Contract status as of 7-1-01: In first season of a two-year deal

Acquired: FA '01

Born: 8-18-70

8

PLAYERS

A former All-Pro kicker for Dallas, Cunningham signed with Bengals as a free agent on 3-16-01 ... Has career field goal percentage of 79.8, which compares favorably to top career marks in NFL history, but he needs 17 more made field goals to get the 100 required to qualify for record-book rankings ... Was with Carolina Panthers for last part of 1999 season and first four games of 2000 ... Holds Cowboys record for most FGs in a season (34), and shares Cowboys record for most points in a season by a kicker (127).

2000 RECAP: Made 5 of 7 field goal attempts and went 9 for 9 on PATs in Games 1-4 for Carolina ... Made FGs of 29 yards Sept. 3 at Washington, 24 yards Sept. 10 at San Francisco, 33 yards Sept. 17 vs. Atlanta, and 39 and 23 yards Oct. 1 vs. Dallas ... Waived Oct. 3.

PREVIOUS SEASONS — 1994: Signed by Dallas as rookie free agent on May 2 ... Waived on Aug. 17. **1995:** Not with an NFL team. **1996:** Signed April 22 by Green Bay ... Waived on Aug. 19. **1997:** Signed April 15 by Dallas, and went on to finish his first NFL regular season as the NFC field goal accuracy leader at 91.9% (34 of 37) ... His 34 field goals led the NFL, and he earned All-Pro honors from *Associated Press* and *The Sporting News* ... Named as NFC Kicker of the Year by NFL Players Association and as Special Teams Rookie of the Year by *Sports Illustrated* ... In first regular season FG attempt on Aug. 31 at Pittsburgh, made a 53-yarder, which was fourth longest debut FG in NFL history ... Made 5 of 6 FG tries on Sept. 7 at Arizona, and had a second consecutive 5-for-6 game on Sept. 15 vs. Philadelphia, keying 21-20 victory on Monday Night Football ... Named as NFC Special Teams Player of the Month for September by connecting on 15 of 16 FG attempts and tying for league lead with 53 points in four games ... His 19-yard FG on Oct. 13 at Washington gave him 19 FGs in his first six career games, breaking Jan Stenerud's mark of 18 set in 1967 ... Scored all Dallas' points with 4-for-4 FG performance in 13-12 loss on Oct. 26 at Philadelphia ... Connected on his first game-winning FG on Nov. 16 vs. Washington, hitting from 40 yards with :04 remaining to break a 14-14 tie ... Made his 33rd FG of season Dec. 8 vs. Carolina, breaking team record of 32 set by Chris Boniol in 1996 ... A missed attempt Dec. 21 vs. N.Y. Giants broke his streak of 18 consecutive FGs made, third-longest streak in Dallas history.

1998: Scored 127 points (40 PAT, 29 FG), tying Cowboys season record for a kicker set by Chris Boniol in 1995 ... Went 3 for 3 on FGs on Sept. 13 at Denver, including career-long 54 yarder that tied Cowboys record ... Had made all 29 of his career FG attempts from inside 40 yards until he missed one to break the streak Sept. 21 at N.Y. Giants ... Made 2 of 3 FG tries in victory Oct. 11 vs. Carolina, with the only miss coming from 55 yards ... Scored 10 of Dallas' points with 3 FGs and a PAT in 16-6 victory Nov. 8 vs. Giants ... Scored season-high 12 points in 30-22 win Nov. 22 vs. Seattle, and scored 12 again the following week in 46-36 loss to Minnesota ... Was on the field for every point in 13-9 victory on Dec. 20 vs. Philadelphia that clinched NFC East title ... Made 2 FGs vs. Eagles, and helped execute a fake field goal that resulted in the game's only TD ... Had his sixth game of the season with 10 or more points when he scored 11 (3 FG, 2 PAT) in victory Dec. 27 vs. Washington ... Missed his only FG attempt in 20-7 playoff loss to Arizona on 1-2-99. **1999:** Opened his third season with Dallas and played in the first 12 games ... Waived by Dallas on Dec. 7 and signed as free agent Dec. 14 by Carolina ... Kicked in three games for Panthers, going 3 for 3 on FGs ... Kicked season-long 44-yard FG for Dallas in victory Nov. 14 vs. Green Bay ... Connected for FGs of 21 and 43 yards for Carolina in victory Dec. 18 vs. San Francisco.

COLLEGE: Four-year letterman at Southwestern Louisiana ... Assumed regular FG duties as a junior after handling mostly kickoff duties his first two years ... Made 8 of 10 FG tries and was perfect (15 for 15) on PATs in his senior season.

PERSONAL: Hometown is Terrebonne, La. ... Lettered three times in football and baseball and once each in tennis and track at Terrebonne High ... Earned degree in marketing at Southwestern Louisiana ... Organized the Happy Days Foundation to provide health care for underprivileged children ... Also has worked for health care needs of the underprivileged through his Kicks for Kids program ... Full name is Richard Anthony Cunningham.

* — Cunningham did not earn an accrued year of experience toward NFL free agency in 2000 because he was not on an NFL 53-player roster, a Reserve/Injured list or a Reserve/Physically Unable to Perform list for the required minimum of six games. He again is designated a fourth-year player in 2001.

(continued)

RICHIE CUNNINGHAM'S STATISTICS

YEAR	TEAM	G	Scoring					Field Goals					LG	TOT	FG%
			XP-XPA	BXP	FG-FGA	BFG	PTS	1-19	20-29	30-39	40-49	50+			
1994		0			DID NOT PLAY**						DID NOT PLAY**				
1995		0			DID NOT PLAY**						DID NOT PLAY**				
1996		0			DID NOT PLAY**						DID NOT PLAY**				
1997	Dallas	16	24-24	0	34-37	1	126	1-1	16-16	9-9	7-10	1-1	53	34-37	91.9
1998	Dallas	16	40-40	0	29-35	0	127	1-1	9-9	8-11	10-11	1-3	54	29-35	82.9
1999	Dallas	12	31-31	0	12-22	0	67	0-0	4-6	5-6	3-9	0-1	47	12-22	54.5
	Carolina	3	13-14	0	3-3	0	22	0-0	2-2	0-0	1-1	0-0	43	3-3	100.0
2000	Carolina	4	9-9	0	5-7	1	24	0-0	3-5	2-2	0-0	0-0	39	5-7	71.4
DALL. TOTALS		44	95-95	0	75-94	1	320	2-2	29-31	22-26	20-30	2-5	54	75-94	79.8
CAR. TOTALS		7	22-23	0	8-10	1	46	0-0	5-7	2-2	1-1	0-0	43	8-10	80.0
CAREER		51	117-118	0	83-104	2	366	2-2	34-38	24-28	21-31	2-5	54	83-104	79.8

CUNNINGHAM'S SINGLE-GAME HIGHS

FIELD GOALS — Attempts: 6 at Ariz. 9-7-97 (for Dall.); Made: 5 (twice); most recently vs. Phil. 9-15-97 (for Dall.); Missed: 2 (twice); most recently at Minn. 11-8-99 (1-for-3) (for Dall.); Long: 54 at Den. 9-13-98 (for Dall.).

EXTRA POINTS — Attempts: 6 vs. N.O. 1-2-00 (for Car.); Made: 6 vs. N.O. 1-2-00 (for Car.); Missed: 1 at Pitt. 12-26-99 (for Car.).

POINTS — Total: 16 at Ariz. 9-7-97 (5 FG, 1 PAT) (for Dall.).

POSTSEASON

YEAR	TEAM	G	Scoring					Field Goals					LG	TOT	FG%
			XP-XPA	BXP	FG-FGA	BFG	PTS	1-19	20-29	30-39	40-49	50+			
1998	Dallas	1	1-1	0	0-1	0	1	0-0	0-0	0-1	0-0	0-0	—	0-1	0.0
CAREER		1	1-1	0	0-1	0	1	0-0	0-0	0-1	0-0	0-0	—	0-1	0.0

** NOTE: Cunningham was not with an NFL team for a regular-season game in 1994, '95 or '96.

OLB



CANUTE CURTIS

Ht: 6-2 **Wt:** 257

College: West Virginia

5th year in NFL

98

2000 Games-Starts: 15-0; **Career Games-Starts:** 38-0

Contract status as of 7-1-01: In second season of a three-year deal

Acquired: FA '98

Born: 8-4-74

Versatile backup linebacker and special teams standout ... Led special teams in 2000 with 16 tackles in coaches' film reviews, and made a bid for more playing time on defense with excellent performance at MLB in season finale at Philadelphia ... Doubled his previous career total with 2 sacks ... Made key play in victory vs. Jacksonville with special teams fumble recovery.

2000 PARTICIPATION: Played in 15 games for second straight season ... Only missed game was Nov. 12 at Dallas, due to bone fracture in left hand suffered Nov. 5 vs. Baltimore ... One of six Bengals to play 200 or more special teams snaps, ranking sixth with 210.

2000 HIGHLIGHTS: Curtis' 16 special teams tackles in coaches' film review led the team by one over CB Artrell Hawkins ... Ranked tied for fifth in press box special teams tackles with 6 ... Saw extended second-half action at MLB in Dec. 24 season finale at Philadelphia, subbing for injured Armegis Spearman, and had 2 forced fumbles along with 3 solo tackles ... First forced fumble at Philadelphia was against Chris Warren in third quarter,

and Takeo Spikes recovered for Cincinnati at Eagles 18 ... Second forced fumble at Philadelphia was also against Warren, blunting an Eagles fourth-quarter scoring threat as Artrell Hawkins recovered at the Cincinnati 5 and returned 12 yards to the 17 ... Curtis helped set up the game-winning field goal Dec. 17 vs. Jacksonville, recovering fumble by kickoff returner Shyrone Stith at Jaguars 34 with 1:07 to play ... Sacked Brian Griese for 5-yard loss on fourth down in fourth quarter of Oct. 22 victory vs. Denver, ending Broncos' last possession ... Sacked Kordell Stewart for 4-yard loss in third quarter on Nov. 26 vs. Pittsburgh.

PREVIOUS SEASONS — 1997: Drafted by Bengals in sixth round (176th overall) ... Signed July 11 ... Played in all four preseason games and had 9 tackles (8 solo) with a 7-yard sack and a forced fumble ... Waived in final cuts Aug. 24, and signed Aug. 26 to Bengals practice squad ... On practice squad for Games 1-7 ... Signed Oct. 21 to 53-player roster ... Played in Games 8 and 15-16 ... On weekly inactive list for Games 9-14 ... Credited with 2 solo tackles in NFL debut Oct. 26 at N.Y. Giants.

1998: Played in all four Bengals preseason games, with 3 solo tackles ... Waived Aug. 30, and signed Aug. 31 to Bengals practice squad ... On practice squad for Games 1-9, and signed to Bengals 53-player roster Nov. 10 ... Played in Games 10-14, and on weekly inactive list for Games 15-16 ... Had 1 solo tackle on defense Nov. 29 vs. Jacksonville and 1 assisted tackle on defense Dec. 13 at Indianapolis ... Credited with 2 special teams tackles (press box stats) for the season. **1999:** Had 2 or more special teams tackles (coaches' stats) on six occasions en route to tying S Lawrence Wright for team lead with 19 on the season; had 10 special teams tackles for the season in press box stats (tied for second behind Wright's 15) ... Earned coaches' special teams Game Ball for his 3-tackle performance Nov. 28 at Pittsburgh ... Key blocker on Bengals' kickoff return unit that ranked third in NFL (24.0 avg.) ... Logged first career sack Sept. 19 vs. San Diego, dropping Jim Harbaugh for 8-yard loss on first-down play in first quarter ... Season-high for tackles with defense was 2, which he posted Nov. 7 at Seattle and Dec. 26 at Baltimore ... Credited in coaches' statistics with 6 QB hurries ... Posted 3 special teams tackles Oct. 3 vs. St. Louis and in victory Nov. 28 at Pittsburgh ... Only missed game was

Nov. 14 vs. Tennessee, as he was inactive while recovering from a cervical sprain suffered in the third quarter Nov. 7 at Seattle ... Ranked sixth on special teams with 218 snaps played.

COLLEGE: Hard-charging LB from Amityville, N.Y., was a true version of "Amityville Horror" for Big East QBs, shattering West Virginia school record with 34.5 sacks, breaking mark of 22.0 held by Renaldo Turnbull ... Ranked second in nation as a senior with school-record 16.5 sacks for 121 yards, and was an All-American selection by *Football News* ... Semifinalist as a senior for Dick Butkus Award, given to nation's top college LB, and was a finalist for *Football News* Defensive Player of Year ... Ranked third in WVU history with 26 tackles for loss.

PERSONAL: Hometown is Amityville, N.Y. ... Attended Farmingdale HS ... Off-season residence is Cincinnati ... Married (wife LaToya) ... Physical education major at West Virginia ... Favorite hobbies are reading, basketball and PlayStation video games ... First name is pronounced "kuh-NOOT."

CANUTE CURTIS' STATISTICS

YEAR TEAM	G-S	Defense						Interceptions					Scoring			
		TKL	AST	TOT	SKS-YDS	PD	FF	NO	YDS	AVG	LG	TD	TD	Int/RI	FR/RI	S PTS
1997 Cincinnati	3-0	2	0	2	0-0	0	0	0-0	—	—	—	—	—	—	—	—
1998 Cincinnati	5-0	1	1	2	0-0	0	0	0-0	—	—	—	—	—	—	—	—
1999 Cincinnati	15-0	6	1	7	1-8	0	0	0-0	—	—	—	—	—	—	—	—
2000 Cincinnati	15-0	8	2	10	2-9	0	2	0-0	—	—	—	—	—	—	—	—
CAREER	38-0	17	4	21	3-17	0	2	0-0	—	—	—	—	—	—	—	—

		Special Teams							Kickoff Returns					Punt Returns						
YEAR	TEAM	TKL	AST	TOT	FF	FR-YDS	BP	BFG	BXP	NO	YDS	AVG	LG	TD	NO	FC	YDS	AVG	LG	TD
1997	Cincinnati	1	0	1	0	0-0	0	0	0	—	—	—	—	—	—	—	—	—	—	—
1998	Cincinnati	2	0	2	0	0-0	0	0	0	—	—	—	—	—	—	—	—	—	—	—
1999	Cincinnati	7	3	10	0	0-0	0	0	0	—	—	—	—	—	—	—	—	—	—	—
2000	Cincinnati	6	0	6	0	1-0	0	0	0	—	—	—	—	—	—	—	—	—	—	—
CAREER		16	3	19	0	1-0	0	0	0	—	—	—	—	—	—	—	—	—	—	—

— CURTIS' 2000 GAME-BY-GAME DEFENSIVE STATISTICS —

OPPONENT	TKL	AST	TOT	SKS-YDS	INT-YDS	PD	FF	FR-YDS
—BYE—								
CLEVELAND	0	0	0	0-0	0-0	0	0	0-0
at Jacksonville	0	0	0	0-0	0-0	0	0	0-0
at Baltimore	0	1	1	0-0	0-0	0	0	0-0
MIAMI	0	0	0	0-0	0-0	0	0	0-0
TENNESSEE	0	0	0	0-0	0-0	0	0	0-0
at Pittsburgh	0	0	0	0-0	0-0	0	0	0-0
DENVER	1	0	1	1-5	0-0	0	0	0-0
at Cleveland	0	0	0	0-0	0-0	0	0	0-0
BALTIMORE	1	0	1	0-0	0-0	0	0	0-0
at Dallas				INACTIVE				
at New England	0	0	0	0-0	0-0	0	0	0-0
PITTSBURGH	1	0	1	1-4	0-0	0	0	0-0
ARIZONA	1	0	1	0-0	0-0	0	0	0-0
at Tennessee	1	1	2	0-0	0-0	0	0	0-0
JACKSONVILLE	0	0	0	0-0	0-0	0	0	0-0
at Philadelphia	3	0	3	0-0	0-0	0	2	0-0
TOTALS	8	2	10	2-9	0-0	0	2	0-0



Ht: 6-1 **Wt:** 225
College: Washington
5th year in NFL

28

2000 Games-Starts: 16-16; **Career Games-Starts:** 62-53
Contract status as of 7-1-01: In first season of a five-year deal
Acquired: D2 '97 (43rd overall)
Born: 10-24-74

By far the most prolific rusher in Bengals history over any four-year period ... Became a transition free agent following 2000 season, and signed a new, five-year Bengals contract on 5-11-01 ... Rushed for NFL-record 278 yards vs. Denver on Oct. 22, 2000, en route to smashing the club season record with 1435 yards ... Earned his second straight trip to the Pro Bowl ... Also set team records for most 100-yard rushing games in a career (18) and most carries in a season (315) ... Dillon's average of 1223.5 rushing yards over his first four Bengals campaigns nearly equals the former team single-season mark of 1239 yards, which stood for 10 years until Dillon broke it in 2000 ... With 4894 total rushing yards entering 2001, Dillon stands 1554 yards short of the club career-record 6447 that James Brooks took eight seasons to total ... Currently ranks third all-time in Bengals rushing, also behind Pete Johnson (5421 yards) ... Rushed for 216 yards on Dec. 3 vs. Arizona and now owns the top three single-game rushing performances in club history ... Has posted four of the top six rushing seasons in club history.

2000 PARTICIPATION: Became a restricted free agent after 1999 season ... Missed first three weeks of training camp before re-signing with Cincinnati (one-year contract) on Aug. 10 ... Started every game for the first time in his four-year career after missing one start due to injuries in both 1998 and '99 ... Did not miss even a portion of a game to physical problems after missing all or part of five games due to injuries in 1999.

THE RECORD-BREAKER: Dillon's 278 rushing yards last season on Oct. 22 vs. Denver snapped a mark of 275 by Walter Payton which had stood for 23 years, since Nov. 20, 1977. Dillon amassed the record total on just 22 carries, averaging 12.6 yards per trip. Payton had 40 carries in his 275-yard game, and Dillon's number of carries stands as the fewest by any player in the top 10 rushing games in NFL history. The next-fewest was 26, by both Willie Ellison of the L.A. Rams in 1971 (247-yard game that ranks sixth all-time) and Detroit's Barry Sanders in '94 (237-yard game that's tied for ninth all-time).

Dillon had seven runs of more than 20 yards in the 31-21 Bengals victory against Denver, including five of more than 30 yards (see breakdown on page 47). He scored touchdowns in the fourth quarter on runs of 65 and 41 yards. The 65-yarder extended Cincinnati's lead to 24-14 with 4:58 to play, and the 41-yarder put the score at its final margin of 31-21 with 1:49 to play. The 41-yarder was Dillon's final carry of the day, pushing him over Payton's record yardage total.

Dillon was held to 1 yard or less on nine of his 22

carries, including two losses of 1 yard and two losses of 2 yards. He rushed for 58 yards on 4 carries in the first quarter, 19 yards on 5 carries in the second, 93 yards on 7 carries in the third and 108 yards on 6 carries in the fourth.

Dillon has two of the top seven rushing games in NFL history, as his 246-yard effort in 1997 vs. Tennessee is in the No. 7 spot all-time (see "Remarkable Runners" on page 48).

OTHER RECORDS: Aside from those listed above, Dillon holds or shares the following Bengals records:

- **Most rushing attempts in a game:** 39 vs. Tennessee on Dec. 4, 1997.
- **Most scrimmage yards in a game:** 278 vs. Denver on Oct. 22, 2000.
- **Most rushing yards in a game by a rookie:** 246 vs. Tennessee on Dec. 4, 1997. That performance set an NFL rookie record, breaking the mark of 237 by Cleveland's Jim Brown in 1957, but Denver's Mike Anderson reset the league rookie record on Dec. 3, 2000 with 251 yards at New Orleans.
- **Most scrimmage yards in a game by a rookie:** 276 vs. Tennessee on Dec. 4, 1997.
- **Most 100-yard rushing games in a season:** Five in 1999 and 2000. Three other Bengals have posted five 100-yard games in a season, but Dillon is the only player to do it in multiple seasons.
- **Most 200-yard rushing games in a season:** Two in 2000. Dillon has three of the four 200-yard games in club history.
- **Most rushing TDs in a game:** Four vs. Tennessee on Dec. 4, 1997.
- **Most total TDs in a game:** Four vs. Tennessee in 1997, sharing the record with Larry Kinnebrew.
- **Most points in a game:** 24 vs. Tennessee in 1997, sharing the record with Larry Kinnebrew.

DILLON TRENDS: The Bengals have posted a 13-5 record in games in which Dillon has logged 22 or more rushing attempts. Dillon hit the 22-or-better level five times in 2000, with the Bengals winning three of those games.

Cincinnati is 8-1 when Dillon has rushed for 125 or more yards. The only defeat came on Nov. 26 of this past season, when Pittsburgh prevailed by a 48-28 score at Paul Brown Stadium despite Dillon gaining 128 yards on 23 carries.

The Bengals are 7-0 when Dillon tops 130 yards in a game.

The Bengals are 10-8 when Dillon rushes for 100 or more yards. Cincinnati was 3-2 in 2000 with Dillon in triple figures.

MORE 2000 HIGHLIGHTS: Dillon had 12 runs of 20 or more yards, tied for NFL lead with Denver's Mike Anderson and Jacksonville's Fred Taylor ... Posted Bengals' second-highest total in yards from scrimmage for a season with 1593 (1435 rushing, 158 receiving); record scrimmage yards in a season is 1773 by James Brooks in 1986 ... Became eighth player in NFL history to rush for 1000 or more yards in each of his first four seasons, and just the seventh player in NFL history to rush for 1100 or more yards in each of his first four seasons (see "Super Seven" on page 49) ... With his team-record 315 carries, broke record of 274 which Pete Johnson had set in 1981, and moved to third all-time in Bengals carries (1073) behind Johnson (1402) and Brooks (1344) ... Tied with WR Peter Warrick for team's season lead in touchdowns (7) ... Moved to fifth place all-time in Bengals rushing TDs with 26, behind Johnson (64), Brooks and Larry Kinnebrew (37 each), and Ickey Woods (27) ... Caught 18 passes for 158 yards (8.8 avg.) ... Held to 82 total rushing yards in season's first three games, but averaged 104.1 yards per game over the final 13 games ... Topped his output for the first three games combined in Game 4 on Oct. 1 vs. Miami, rushing for 110 yards on 22 carries ... Had career-long 80-yard TD run Oct. 8 vs. Tennessee, tied for longest run by an AFC player in 2000 ... The 80-yard run vs. Tennessee took Dillon to the 3739 mark in career rushing,

past Harold Green (3727) into third place all-time on Bengals ... Followed his 278-yard game vs. Denver with a 137-yard rushing effort Oct. 29 at Cleveland, and his 415 rushing yards over the two games stands as third-most in NFL history in consecutive games ... Rushed 23 times for 128 yards with 2 TDs Nov. 26 vs. Pittsburgh, and came back the next week with 35-for-216 effort Dec. 3 vs. Arizona, most rushing yards ever allowed to a player in a game by the 81-year-old Cardinals franchise ... Passed James Brooks' team record of 1239 rushing yards in a season during third quarter of Dec. 3 Arizona game ... Touched the ball 7 times for 52 yards during AFC's Pro Bowl victory on 2-4-01, rushing 5 times for 16 yards with 2 pass receptions for 36 yards.

3 OUT OF 4 AIN'T BAD: The Bengals are 3-1 against Cleveland since the "Battle of Ohio" rivalry was renewed in 1999, and Dillon's fortunes against the Browns have mirrored those of his team. He has averaged 166 rushing yards per game in the three Cincinnati victories and was held to 41 yards on the ground in the one Bengals loss.

Dillon got his first taste of the rivalry on Oct. 10, 1999, at Cleveland and rushed 28 for 168 in an 18-17 Bengals win. On Dec. 12, 1999, at Cinergy Field in Cincinnati, he topped that total by going 28 for 192 in a 44-28 Cincinnati victory. He had his season-long run of 50 yards in the sec-

DILLON RUNS FOR NFL'S BEST-EVER GAME

Listed below is a breakdown of Corey Dillon's 22 carries against Denver on Oct. 22, 2000, when he set the NFL single-game rushing record of 278 yards. Each entry shows down-distance-yard line (time remaining) at start of play; result of the play (tackler); and Dillon's cumulative rushing attempts and yards after each carry.

1st Quarter	Result	Att.	Yds.
1-10-CIN 34 (8:02)	No gain (B. Romanowski)	1	— 0
1-10-CIN 45 (6:47)	34-yard gain, reduced to 26 yards by penalty (E. Brown)	2	— 26
1-10-CIN 29 (2:53)	31-yard gain (B. Jenkins)	3	— 57
2-10-DEN 17 (1:01)	1-yard gain (H. Hasselbach)	4	— 58
2nd Quarter	Result	Att.	Yds.
2-7-DEN 7 (14:49)	1-yard gain (A. Wilson)	5	— 59
1-3-DEN 3 (14:15)	2-yard loss (E. Brown)	6	— 57
2-5-DEN 5 (14:01)	1-yard loss (A. Wilson)	7	— 56
2-10-CIN 44 (11:22)	21-yard gain, then fumble (forced by B. Romanowski) at Denver 35; recovered by Denver's E. Brown at Broncos 24 and returned 8 yards to Denver 32	8	— 77
1-10-CIN 38 (1:46)	No gain (T. Pryce)	9	— 77
3rd Quarter	Result	Att.	Yds.
1-10-CIN 35 (14:51)	4-yard gain (B. Jenkins)	10	— 81
3-17-CIN 28 (13:50)	37-yard gain (A. Wilson)	11	— 118
1-10-DEN 35 (13:22)	3-yard gain (E. Brown)	12	— 121
2-10-CIN 47 (10:16)	30-yard gain (B. Jenkins)	13	— 151
1-10-CIN 11 (3:56)	4-yard gain (B. Romanowski)	14	— 155
2-13-CIN 8 (3:09)	1-yard gain (K. Traylor)	15	— 156
3-12-CIN 9 (2:35)	14-yard gain (M. Reagor, K. Pittman)	16	— 170
4th Quarter	Result	Att.	Yds.
1-10-CIN 38 (13:03)	1-yard loss (K. Traylor)	17	— 169
1-10-CIN 34 (5:43)	1-yard gain (B. Jenkins)	18	— 170
2-9-CIN 35 (5:09)	65-yard gain for touchdown	19	— 235
1-10-CIN 31 (3:33)	2-yard loss (M. Reagor)	20	— 233
2-12-CIN 29 (3:28)	4-yard gain (J. Mobley)	21	— 237
2-8-DEN 41 (2:00)	41-yard gain for touchdown	22	— 278

(Corey Dillon — cont'd)

ond quarter of the Dec. 12 game, setting up a Clif Groce touchdown run, and he scored himself on runs of 2, 2 and 11 yards. Dillon's 192-yard game was the second-biggest rushing output in the NFL in '99, and because the game was lopsided in Cincinnati's favor, Dillon did not play beyond the late third quarter against the Browns.

In 2000, the Browns held Dillon to 12-for-41 rushing in a Sept. 10 victory over the Bengals at Paul Brown Stadium. Dillon did, however, get a season-high 46 receiving yards to finish the game with 87 yards from scrimmage. On Oct. 29, 2000, at Cleveland, he returned to his 100-yard ways against the Browns by rushing 27 times for 137 yards and scoring the only TD in a 12-3 Bengals win.

PREVIOUS SEASONS — 1997: Drafted by Bengals in 2nd round (43rd overall) ... Entered the draft after his junior season at the University of Washington ... Signed July 21 ... Did not become a starter until Game 10 and had only 196 rushing yards at season's halfway point, but rushed for 933 yards in final eight games ... Season total of 1129 yards broke Bengals rookie record of 1066 set by Ickey Woods in 1988 ... Highlight game of his rookie season came Dec. 4 vs. Tennessee, as he rushed for 246 yards on 39 carries, breaking the NFL rookie record of 237 yards set by Cleveland's Jim Brown against the L.A. Rams in 1957 ... Dillon's record was broken in 2000 when Denver rookie Mike Anderson rushed for 251 vs. New Orleans ... Dillon was named '97 AFC Rookie of the Year in peer voting conducted by NFL Players Association ... Only NFL rookie to top 1000-yard rushing mark for the season ... Led Bengals RBs in receiving yards (259), and his 1388 total yards from scrimmage was most since '89, when Brooks had 1545 ... Finished sixth in rushing in AFC, but his per-carry average of 4.85 yards was higher than the five players who had more total yards ... Rushed for 100 or more yards three weeks in a row (Games 13-15), becoming the first Bengal to record three straight since Pete Johnson in Games 13-15 of the '80 season ... Scored 10 of Cincinnati's NFL-leading 23 rushing TDs, the most rushing scores by one player since Ickey Woods'

team-record 15 in '88 ... Fell one yard short of posting seven straight games of 100-plus yards from scrimmage during Games 9-15, failing only Nov. 16 at Pittsburgh when he totaled 99 (78 rushing, 21 receiving) ... Awarded offensive Game Ball by coaches twice, for record-breaking performance vs. Tennessee and for 123-yard rushing game Nov. 2 vs. San Diego, his first 100-yarder as a pro ... Five of Dillon's 10 TDs came on runs of 20 or more yards ... Longest TD run was 71 yards Nov. 2 vs. San Diego; also had TD runs of 46 at Indianapolis, 39 vs. Jacksonville, 31 vs. Tennessee and 21 at Tennessee ... Used as kickoff returner early in season, averaging 30.3 yards on 6 attempts. **1998:** Rushed for 1130 yards, exceeding by one his rookie season total ... Had four 100-yard rushing games for second straight season, topped by 124 yards on 14 carries Oct. 18 at Tennessee ... Season-long run was 66 yards in third quarter Oct. 18 at Tennessee, and he scored on 12-yard run in third quarter of that game ... Season-long scoring run was 18 yards in third quarter Sept. 13 at Detroit ... Also scored rushing TDs of 3 yards Sept. 6 vs. Tennessee and 3 yards Dec. 6 vs. Buffalo ... Had first career TD pass reception Oct. 25 at Oakland, scoring on 17-yard toss from QB Neil O'Donnell ... Led team with career-high 6 pass receptions Nov. 8 at Jacksonville ... Had career-long 41-yard reception from QB Paul Justin on Dec. 27 vs. Tampa Bay ... Started Games 1-14 and 16 ... Missed a portion of playing time due to twisted right knee Sept. 13 at Detroit, but returned to finish the game ... Also returned to action after missing time with a left hip pointer Nov. 15 at Minnesota ... Left game in third quarter and did not return due to sprained left big toe suffered Nov. 22 vs. Baltimore ... Missed most of first half and most of fourth quarter on Dec. 13 at Indianapolis, due to lower back bruise ... On weekly inactive list for Game 15, Dec. 20 at Pittsburgh, due to lower back bruise. **1999:** Dillon's 1200 rushing yards were second-most in Bengals history to that point, and he was the first Bengals RB voted to Pro Bowl since Harold Green (following 1992 season) ... Dillon's 4.6 yards per attempt was the highest average among the Top 10 rushers in the AFC by nearly a

REMARKABLE RUNNERS

Bengals HB **Corey Dillon** owns two of the best single-game rushing performances in NFL history (No. 1 and No. 7). The all-time leaders:

Date	Player, Team, Opponent	Yards	Att.	Avg.
10-22-00	Corey Dillon, Cincinnati vs. Denver	278	22	12.6
11-20-77	Walter Payton, Chicago vs. Minnesota	275	40	6.9
11-25-76	O.J. Simpson, Buffalo vs. Detroit	273	29	9.4
12-3-00	* Mike Anderson, Denver at New Orleans	251	37	6.8
9-16-73	O.J. Simpson, Buffalo vs. New England	250	29	8.6
12-5-71	Willie Ellison, L.A. Rams vs. New Orleans	247	26	9.5
12-4-97	* Corey Dillon, Cincinnati vs. Tennessee	246	39	6.3
12-8-63	Cookie Gilchrist, Buffalo vs. N.Y. Jets	243	36	6.8
11-24-57	* Jim Brown, Cleveland vs. L.A. Rams	237	31	7.6
11-19-61	Jim Brown, Cleveland vs. Philadelphia	237	34	7.0
10-31-93	Emmitt Smith, Dallas at Philadelphia	237	30	7.9
11-13-94	Barry Sanders, Detroit vs. Tampa Bay	237	26	9.1

* - Rookie

half-yard, with next-highest at 4.2 ... Missed season's final game, Jan. 2 at Jacksonville, due to left knee strain, and would have needed only 40 yards in that game to break James Brooks' team record of 1239 rushing yards, set in 1989 ... Started in Games 1-15 ... Began the '99 season in 10th place on Bengals' all-time rushing list, but climbed to fourth place as his total reached 3459 yards by season's end ... Dillon's 1490 yards from scrimmage (1200 rushing, 290 receiving) was the Bengals' most since 1989 ... Dillon reached the 3000-yard rushing mark faster than any previous Bengal, passing the milestone in Game 12 of his third season, Nov. 28 at Pittsburgh; no previous Bengal had reached 3000 before his fifth season ... Rushed for 120 yards on 23 carries at Pittsburgh and earned one of two coaches' offensive Game Balls ... Scored Bengals' first TD of season on a 1-yard run in first quarter Sept. 12 at Tennessee ... Had 210 scrimmage yards Dec. 5 vs. 49ers, rushing 33 times for 125 yards and adding career-high 77 receiving yards on 5 catches ... In Pro Bowl on Feb. 6, had 1 reception for 9 yards, 1 rush for minus-3 yards and 2 kickoff returns for 57 yards ... Missed portions of the Sept. 12 season opener at Tennessee and Sept. 26 at Carolina, due in both cases to leg cramps ... Saw limited action Oct. 24 at Indianapolis after suffering forearm laceration late in first quarter ... Missed most of the second half in Dec. 26 game at Baltimore, after being sidelined with a left knee strain.

COLLEGE: Played at Washington only in 1996, designated as a junior, and departed with a remarkable list of school season records — rushing yards (1555), attempts (271), TDs (23), rushing TDs (22), all-purpose yards (2185) and scoring (138) ... Posted multiple records despite starting only 8 of 11 games, as he was backup to Rashaan Shehee until Shehee was sidelined with ankle injury in Game 3 ... In Holiday Bowl vs. Colorado, rushed for 140 yards and added 2 more TDs to his regular-season total of 23 ... Scored 5 TDs in 41-21 conquest of UCLA, earning *Sports Illustrated* National Player of the Week honors as he rushed for 145 yards and added 53 yards in receptions ... Played JC ball at Dixie College in St. George, Utah, in 1995, and was chosen JC Offensive Back of the Year by *College Sports* magazine after rushing 279 times for 1899 yards and 20 TDs ... In 1994, rushed for 1165 yards and 16 TDs at Garden City (Kan.) JC.

PERSONAL: Hometown is Seattle, Wash. ... Played at Franklin HS, where he won all-state honors in football and was named All-Metro Player of the Year ... Also earned all-metro honors in baseball ... Senior year in high school was 1992-93 ... Sat out 1993 football season before enrolling at Garden City JC for '94 season ... Physical education major at Washington ... Married (wife Desiree), with a daughter, Cameron ... Selected by San Diego Padres (as an outfielder) in 1993 free agent baseball draft.

COREY DILLON'S STATISTICS

YEAR	TEAM	G-S	Rushing					Receiving					Scoring						
			ATT	YDS	AVG	LG	TD	NO	YDS	AVG	LG	TD	TD	TD-R	TD-P	TD-RI	2-PIC	PTS	
1997	Cincinnati	16-7	233	1129	4.8	71	10	27	259	9.6	28	0	10	10	0	0	0	60	
1998	Cincinnati	15-15	262	1130	4.3	66	4	28	178	6.4	41	1	5	4	1	0	0	30	
1999	Cincinnati	15-15	263	1200	4.6	50	5	31	290	9.4	23	1	6	5	1	0	0	36	
2000	Cincinnati	16-16	315	1435	4.6	80	7	18	158	8.8	31	0	7	7	0	0	0	42	
CAREER		62-53	1073	4894	4.6	80	26	104	885	8.5	41	2	28	26	2	0	0	168	

MISCELLANEOUS STATISTICS: 6 kickoff returns for 182 yards (30.3 avg.) with a long return of 58 yards and 0 TD in 1997; 1 KOR for 4 yards in 1999; sacked once for a 4-yard loss in 1998.

DILLON'S SINGLE-GAME HIGHS

RUSHING — Attempts: 39 vs. Tenn. 12-4-97; Yards: 278 vs. Den. 10-22-00; Long: 80 vs. Tenn. 10-8-00 (TD).

RECEIVING — Receptions: 6 at Jax. 11-8-98; Yards: 77 vs. S.F. 12-5-99; Long: 41 vs. T.B. 12-27-98.

TOUCHDOWNS — Total: 4 vs. Tenn. 12-4-97; Rushing: 4 vs. Tenn. 12-4-97; Receiving: 1 (twice); most recently vs. S.F. 12-5-99.

(continued)

SUPER SEVEN

Bengals HB **Corey Dillon** is one of only seven players in NFL history to rush for 1100 or more yards in each of their first four seasons:

Player, Team, First 4 Seasons	1st	2nd	3rd	4th
Earl Campbell, Houston, 1978-81	1450	1697	1934	1376
Terrell Davis, Denver, 1995-98	1117	1538	1750	2008
Eric Dickerson, L.A. Rams, 1983-86	1808	2105	1234	1821
Corey Dillon, Cincinnati, 1997-2000	1129	1130	1200	1435
Eddie George, Houston/Tennessee, 1996-99	1368	1399	1294	1304
Curtis Martin, New England/N.Y. Jets, 1995-98	1487	1152	1160	1287
Barry Sanders, Detroit, 1989-92	1470	1304	1548	1352

NOTE: Sanders' streak extended to 10 years and Dickerson's reached seven. Martin has a current six-year streak, George a current five-year streak and Dillon a current four-year streak.

— DILLON'S CAREER GAME-BY-GAME STATISTICS —

OPPONENT	Rushing					Receiving				
	ATT	YDS	AVG	LG	TD	NO	YDS	AVG	LG	TD
1997										
ARIZONA	0	0	—	—	0	0	0	0	—	0
at Baltimore	0	0	—	—	0	0	0	—	—	0
—BYE—										
at Denver	5	58	11.6	28	0	4	30	7.5	10	0
N.Y. JETS	9	48	5.3	12	0	2	30	15.0	22	0
at Jacksonville	7	35	5.0	14	0	1	9	9.0	9	0
at Tennessee	8	39	4.9	21-T	1	1	10	10.0	10	0
PITTSBURGH	5	8	1.6	5	0	1	12	12.0	12	0
at N.Y. Giants	5	8	1.6	4	1	1	21	21.0	21	0
SAN DIEGO	19	123	6.5	71-T	1	1	4	4.0	4	0
at Indianapolis	22	97	4.4	46-T	1	1	5	5.0	5	0
at Pittsburgh	19	78	4.1	22	0	1	21	21.0	21	0
JACKSONVILLE	26	88	3.4	16	1	5	48	9.6	16	0
at Philadelphia	19	114	6.0	37	0	2	17	8.5	11	0
TENNESSEE	39	246	6.3	59	4	2	30	15.0	28	0
DALLAS	26	127	4.9	14-T	1	2	7	3.5	4	0
BALTIMORE	24	60	2.5	15	0	3	15	5.0	6	0
1998										
TENNESSEE	19	91	4.8	19	1	1	3	3.0	3	0
at Detroit	17	77	4.5	23	1	1	-1	-1.0	-1	0
GREEN BAY	16	28	1.8	8	0	0	0	—	—	0
at Baltimore	25	116	4.6	14	0	2	6	3.0	6	0
—BYE—										
PITTSBURGH	23	99	4.3	15	0	0	0	—	—	0
at Tennessee	14	124	8.9	66	1	1	2	2.0	2	0
at Oakland	13	59	4.5	16	0	3	25	8.3	17-T	1
DENVER	35	110	3.1	27	0	1	5	5.0	5	0
at Jacksonville	16	76	4.8	17	0	6	27	4.5	6	0
at Minnesota	21	66	3.1	12	0	3	14	4.7	6	0
BALTIMORE	13	35	2.7	7	0	0	0	—	—	0
JACKSONVILLE	16	107	6.7	61	0	4	44	11.0	22	0
BUFFALO	11	43	3.9	9	1	3	2	0.7	5	0
at Indianapolis	9	29	3.2	14	0	0	0	—	—	0
at Pittsburgh			INACTIVE					INACTIVE		
TAMPA BAY	14	70	5.0	13	0	3	51	17.0	41	0
1999										
at Tennessee	21	66	3.1	15	1	2	11	5.5	7	0
SAN DIEGO	12	37	3.1	12	0	0	0	—	—	0
at Carolina	20	113	5.7	30	0	3	24	8.0	12	0
ST. LOUIS	15	39	2.6	14	0	1	0	0.0	0	0
at Cleveland	28	168	6.0	38	0	1	1	1.0	1	0
PITTSBURGH	16	78	4.9	26	0	2	24	12.0	18	0
at Indianapolis	6	7	1.2	6	0	1	6	6.0	6	0
JACKSONVILLE	14	32	2.3	22	0	2	25	12.5	17	0
at Seattle	16	81	5.1	32	0	0	0	—	—	0
TENNESSEE	14	33	2.4	10	0	3	37	12.3	18	0
BALTIMORE	15	74	4.9	31	0	1	15	15.0	15	0
at Pittsburgh	23	120	5.2	20	0	3	20	6.7	13	0
SAN FRANCISCO	25	133	5.3	27	1	5	77	15.4	23	1
CLEVELAND	28	192	6.9	50	3	2	20	10.0	12	0
—BYE—										
at Baltimore	10	27	2.7	6	0	5	30	6.0	14	0
at Jacksonville			INACTIVE					INACTIVE		
2000										
—BYE—										
CLEVELAND	12	41	3.4	14	0	2	46	23.0	31	0
at Jacksonville	17	32	1.9	12	0	4	34	8.5	17	0
at Baltimore	12	9	0.8	4	0	3	22	7.3	9	0
MIAMI	22	110	5.0	19	0	1	4	4.0	4	0
TENNESSEE	15	95	6.3	80-T	1	1	7	7.0	7	0
at Pittsburgh	15	36	2.4	12	0	1	9	9.0	9	0
DENVER	22	278	12.6	65-T	2	0	0	—	—	0
at Cleveland	27	137	5.1	25	1	0	0	—	—	0
BALTIMORE	16	23	1.4	8	0	1	9	9.0	9	0
at Dallas	20	94	4.7	13	0	0	0	—	—	0
at New England	28	79	2.8	9	0	2	18	9.0	10	0
PITTSBURGH	23	128	5.6	20-T	2	0	0	—	—	0
ARIZONA	35	216	6.2	57	1	0	0	—	—	0
at Tennessee	18	42	2.3	11	0	2	8	4.0	4	0
JACKSONVILLE	17	76	4.5	25	0	0	0	—	—	0
at Philadelphia	16	39	2.4	8	0	1	1	1.0	1	0
CAREER	1073	4894	4.6	80-T	26	104	885	8.5	41	2



MIKE DOUGHTY

Ht: 6-7 **Wt:** 308

College: Notre Dame

2nd year in NFL*

76

2000 Games-Starts: 0-0; **Career Games-Starts:** 0-0

Contract status as of 7-1-01: In final season of a two-year deal

Acquired: FA 00

Born: 2-18-75

Doughty returns for his fourth season with the Bengals in 2001, though he is a second-year player in terms of accrued years toward free agency ... Spent most of last season on the practice squad ... Earned his first regular-season activation to 53-player roster for the final five weeks of last season, but did not see game action ... Was hindered his first two seasons by injuries ... Brings excellent size and arm strength to his bid for playing time in 2001.

2000 RECAP: Returned to action in training camp after spending '99 campaign on Injured Reserve with foot injury ... Played in all four preseason games ... Waived on Aug. 27, and signed Aug. 28 to Bengals practice squad ... Signed Nov. 20 to 53-player roster, taking the spot opened when G Matt O'Dwyer was played on Injured Reserve ... Active but did not play on Nov. 26 vs. Pittsburgh ... On inactive list for final four games of regular season.

PREVIOUS SEASONS — 1998: Signed with Bengals on April 20 as rookie free agent ... Played in all four preseason games ... Waived Aug. 30, and signed Aug. 31 to Bengals practice squad ... On practice squad for Games 1-8, but suffered sprained ligament (MCL) in left knee in practice on Oct. 29 ... Placed Nov. 5 on Injured Practice

Squad Players list. **1999:** Played in all four preseason games as No. 2 RT ... Suffered broken bone in left foot in preseason finale, Sept. 3 vs. Atlanta; placed Sept. 11 on Injured Reserve list.

COLLEGE: Finished Notre Dame career with 28 consecutive starts ... Led team in minutes played in 1997 senior season, and was one of five players to start every game, including Independence Bowl win over LSU ... Named first-team preseason All-American for '97 by *The Sporting News* ... Started college career in 1993, but did not play that season and was granted '97 eligibility as a fifth-year player.

PERSONAL: Born in Edina, Minn., and grew up in Lakeville, Minn., where he helped lead Lakeville HS to a state football championship as a senior ... Graduated from Notre Dame in May '97 with degree in sociology, and has taken graduate courses ... Hobbies include fishing and music ... Full name is Mike Zebulon Doughty ... Last name is pronounced "DOW-tee."

* — Doughty did not earn an accrued year of experience toward NFL free agency in 2000 because he was not on an NFL 53-player roster, a Reserve/Injured list or a Reserve/Physically Unable to Perform list for the required minimum of six games. He is designated a second-year player in 2001.

INSTANT REPLAY RULES

COACHES' CHALLENGE:

Outside the final two minutes of each half, each team will be permitted two challenges per game that will initiate referee reviews. Each challenge will cost a team a time-out. If a challenge is upheld, the time-out will be restored, but the challenge will not. No challenges will be recognized from a team that has exhausted its time-outs.

FINAL TWO MINUTES OF EACH HALF:

After the two-minute warning of each half, and throughout any overtime period, any referee review will be initiated by the replay assistant in the replay booth in the press box. He can initiate as many review requests as he thinks necessary, no matter how many time-outs the teams may have. No time-out will be charged for a review initiated from the replay booth.

REFEREE REVIEW:

All replay reviews will be conducted by the referee on a field-level monitor after consultation with the other covering officials on the play. A decision will be reversed only when the referee has **indisputable visual evidence** that the call should be changed. The referee cannot initiate a replay in any instance.

TIME LIMIT:

Reviews will be a maximum of 90 seconds, timed from when the referee puts on the head phones to the replay booth.

REVIEWABLE PLAYS:

The instant replay system will cover a variety of plays in three main areas:

1. sideline, goal line, end zone, and end-line plays;
2. passing plays;
3. other detectable infractions, such as a runner ruled down not by defensive contact, and the number of players on the field.



Ht: 6-2 Wt: 205
College: Florida State
2nd year in NFL

81

2000 Games-Starts: 14-5; **Career Games-Starts:** 14-5
Contract status as of 7-1-01: In second season of a three-year deal
Acquired: D3 00 (66th overall)
Born: 4-27-77

Opened his rookie season as a starter in 2000 and scored first Bengals regular-season TD at Paul Brown Stadium...Yielded starting position in October but continued to make progress in improving route and release techniques... Dugans and Bengals WR Peter Warrick were teammates at Florida State, and last year they became the first rookies from the same college to open the season as starting WRs for the same NFL team.

2000 RECAP: Drafted by Bengals in third round (66th overall)... Caught 4-yard TD pass from Akili Smith in second quarter Sept. 10 vs. Cleveland, first Bengals regular-season TD at Paul Brown Stadium... Season-best reception total was 3 (for 25 yards) on Oct. 8 vs. Tennessee... Season-best yardage total was 29 (on 2 catches, both for first downs) on Oct. 15 at Pittsburgh, his first game in a non-starting role... Played as reserve in Games 6-9, 11-12 and 14-16... Inactive for Game 10, Nov. 12 at Dallas, and Game 13, Dec. 3 vs. Arizona... Closed season with 2-for-15 receiving day Dec. 24 at Philadelphia.

COLLEGE: Despite playing in the same lineup with

All-American WR Peter Warrick, caught 81 passes for 1260 yards and 6 TDs over his final two seasons at Florida State... Scored 2 TDs in Sugar Bowl as FSU beat Virginia Tech for the 1999 national championship... Scored vs. Hokies on receptions of 63 and 14 yards, and finished game with 5 catches for 99 yards... Caught 43 for 644 yards in regular season as a senior, and 38 for 616 as a junior... Consistent producer for FSU offense, he had 5 or more catches in five regular-season games as a senior and had 4 catches in three other contests... Big-game player who closed his junior season with 135 yards on 6 catches in Fiesta Bowl vs. Tennessee.

PERSONAL: Hometown is Tallahassee, Fla... Holds degree in political science from Florida State... A sports standout at Florida A&M University High School in Tallahassee... Became one of South's hottest recruits following a senior season in which he starred as a running back, strong safety, kickoff returner and punt returner... Also a standout in basketball and track... Averaged 20 points per game as a senior for defending state basketball champs, and won state championship in the triple jump as a junior.

RON DUGANS' STATISTICS

YEAR	TEAM	G-S	Receiving					Rushing					Scoring					
			NO	YDS	AVG	LG	TD	ATT	YDS	AVG	LG	TD	TD	TD-R	TD-P	TD-RI	2-PIC	PTS
2000	Cincinnati	14-5	14	125	8.9	17	1	—	—	—	—	—	1	0	1	0	0	6
CAREER		14-5	14	125	8.9	17	1	—	—	—	—	—	1	0	1	0	0	6

DUGANS' SINGLE-GAME HIGHS

RECEIVING — Receptions: 3 vs. Tenn. 10-8-00; Yards: 29 at Pitt. 10-15-00; Long: 17 at Pitt. 10-15-00; Touchdowns: 1 vs. Cle. 9-10-00.

DUGANS' 2000 GAME-BY-GAME STATISTICS

OPPONENT	Receiving					Rushing				
	NO	YDS	AVG	LG	TD	ATT	YDS	AVG	LG	TD
—BYE—										
CLEVELAND	2	10	5.0	6	1	—	—	—	—	—
at Jacksonville	2	18	9.0	12	0	—	—	—	—	—
at Baltimore	2	19	9.5	12	0	—	—	—	—	—
MIAMI	0	0	—	—	0	—	—	—	—	—
TENNESSEE	3	25	8.3	16	0	—	—	—	—	—
at Pittsburgh	2	29	14.5	17	0	—	—	—	—	—
DENVER	0	0	—	—	0	—	—	—	—	—
at Cleveland	0	0	—	—	0	—	—	—	—	—
BALTIMORE	1	9	9.0	9	0	—	—	—	—	—
at Dallas			INACTIVE					INACTIVE		
at New England	0	0	—	—	0	—	—	—	—	—
PITTSBURGH	0	0	—	—	0	—	—	—	—	—
ARIZONA			INACTIVE					INACTIVE		
at Tennessee	0	0	—	—	0	—	—	—	—	—
JACKSONVILLE	0	0	—	—	0	—	—	—	—	—
at Philadelphia	2	15	7.5	12	0	—	—	—	—	—
TOTALS	14	125	8.9	17	1	—	—	—	—	—



DANNY FARMER

Ht: 6-3 Wt: 215

College: UCLA

2nd year in NFL

83

2000 Games-Starts: 13-2; Career Games-Starts: 13-2

Contract status as of 7-1-01: In second season of a three-year deal

Acquired: W (Pitt.) '00

Born: 5-21-77

Farmer heads for first Bengals training camp in 2001 ... Rookie drafted by Pittsburgh joined Cincinnati in late August last season and finished the year as a starter ... Made 17 of his 19 receptions in the final six games and led the team over the last two games with 10 catches ... Posted the team's only 100-yard receiving game ... Willing blocker with good size and hands.

2000 PARTICIPATION: Drafted by Pittsburgh in fourth round (103rd overall) ... Waived Aug. 27; acquired by Cincinnati Aug. 28 on waiver claim ... On Bengals inactive list for Games 1, 2 and 6 ... Played as reserve in Games 3-5 and 7-14 ... Started in Games 15-16.

MEMORABLE FIRST START: In his first NFL start, rookie Farmer emerged as the receiving standout of Cincinnati's victory Dec. 17 vs. Jacksonville. Farmer caught 5 passes for 102 yards, posting the lone 100-yard day in 2000 by a Bengals receiver, and his totals included 4 catches for 87 yards on the final two scoring drives as the Bengals rallied from a 14-7 deficit to a 17-14 victory. On Cincinnati's fourth-quarter TD drive, Farmer outfought Jacksonville defender Fernando Bryant for a 38-yard reception from Scott Mitchell on a third-and-19 play from the Bengals 11. On the next play, Farmer grabbed a Mitchell pass for a 22-yard gain to the Jaguars 29. Later in the TD drive, on a third-and-10 play from the Jaguars 29, Farmer caught a Mitchell pass for a 19-yard gain to the Jacksonville 10. Farmer had an 8-yard catch from Mitchell on Cincinnati's game-winning FG drive.

MORE 2000 HIGHLIGHTS: Had 3 catches for 18 yards in preseason with Pittsburgh ... Made NFL debut

with Bengals on Sept. 24 at Baltimore, with 1 catch for 7 yards ... Saw a marked increase in his playing time beginning Nov. 19 at New England, when he had 3 catches for 36 yards ... Played his former team Nov. 26 vs. Pittsburgh and led Bengals with 59 receiving yards, including a 21-yarder on fourth-quarter TD drive; his 3 catches tied for team lead vs. Steelers ... Had no catches Dec. 3 vs. Arizona, but Cardinals defensive backs drew three penalties attempting to cover him ... Closed season at Philadelphia with his second straight start and team-leading totals of 5 catches and 54 yards.

COLLEGE: Four-year UCLA starter who had an outstanding junior year before being slowed by injuries as a senior ... Caught 58 passes for 1274 yards (22.0 avg.) and 9 touchdowns as a junior in 1998 ... Missed two games during his senior season due to a high ankle sprain and was nagged by a groin injury throughout the season ... Finished his senior year with 29 catches for 573 yards (19.8 avg.) and 3 TDs ... Caught 41 passes for 649 yards and 3 TDs as a sophomore in 1997 ... Had 31 receptions for 524 yards and 4 TDs in 1996 ... Redshirted as a true freshman in 1995.

PERSONAL: Hometown is Los Angeles, where he attended Loyola High School ... Earned eight varsity letters at Loyola, two in football, two in basketball and four in volleyball ... Two-sport varsity athlete at UCLA, also playing volleyball ... History major at UCLA ... His father, George Farmer, played wide receiver for the Chicago Bears (1970-75) and Detroit Lions ('75) ... Has a twin brother (Tim) ... Full name is Daniel Steven Farmer.

DANNY FARMER'S STATISTICS

YEAR	TEAM	G-S	Receiving					Rushing					Scoring					
			NO	YDS	AVG	LG	TD	ATT	YDS	AVG	LG	TD	TD	TD-R	TD-P	TD-RI	2-PIC	PTS
2000	Cincinnati	13-2	19	268	14.1	38	0	—	—	—	—	—	—	—	—	—	—	—
CAREER		13-2	19	268	14.1	38	0	—	—	—	—	—	—	—	—	—	—	—

FARMER'S SINGLE-GAME HIGHS

RECEIVING — Receptions: 5 (twice); most recently at Phil. 12-24-00; **Yards:** 102 vs. Jax. 12-17-00; **Long:** 38 vs. Jax. 12-17-00.

(continued)

IKE: GO DEEP

Isaac Curtis had 20 games for the Bengals of 100 or more receiving yards, most in club history. Carl Pickens is second with 19, and Cris Collinsworth is third with 18.

FARMER'S 2000 GAME-BY-GAME STATISTICS

OPPONENT	Receiving					Rushing				
	NO	YDS	AVG	LG	TD	ATT	YDS	AVG	LG	TD
— BYE —										
CLEVELAND			INACTIVE					INACTIVE		
at Jacksonville			INACTIVE					INACTIVE		
at Baltimore	1	7	7.0	7	0	—	—	—	—	—
MIAMI	0	0	—	—	0	—	—	—	—	—
TENNESSEE	1	5	5.0	5	0	—	—	—	—	—
at Pittsburgh			INACTIVE					INACTIVE		
DENVER	0	0	—	—	0	—	—	—	—	—
at Cleveland	0	0	—	—	0	—	—	—	—	—
BALTIMORE	0	0	—	—	0	—	—	—	—	—
at Dallas	0	0	—	—	0	—	—	—	—	—
at New England	3	36	12.0	15	0	—	—	—	—	—
PITTSBURGH	3	59	19.7	21	0	—	—	—	—	—
ARIZONA	0	0	—	—	0	—	—	—	—	—
at Tennessee	1	5	5.0	5	0	—	—	—	—	—
JACKSONVILLE	5	102	20.4	38	0	—	—	—	—	—
at Philadelphia	5	54	10.8	15	0	—	—	—	—	—
TOTALS	19	268	14.1	38	0	—	—	—	—	—

OLB



STEVE FOLEY

Ht: 6-3 Wt: 260

College: Northeast Louisiana

4th year in NFL

95

2000 Games-Starts: 16-16; Career Games-Starts: 42-33

Contract status as of 7-1-01: In final season of a four-year deal

Acquired: D3a '98 (75th overall)

Born: 9-9-75

Powerful outside linebacker looks for breakout year in his fourth NFL season ... Has worked to make the transition from DE at a mid-major college to pro OLB, and remained on a production upgrade in 2000 ... Tied for the team lead in sacks with 4 and posted a career-best 43 tackles (press box statistics) ... His well-rounded play made him one of only two Bengals to post an entry in every category on the defensive stat sheet ... Led LB corps in passes defended (8), ranking fourth on team ... Totaled 100 tackles (52 solo) under coaches' film review system.

2000 PARTICIPATION: Started every game at LLB ... Played 84% of all defensive snaps (942 of 1122), third-most on the defense ... Played the most special teams snaps (112) among the players who started every game ... Has started every game the past two seasons.

UNSUNG HERO: Corey Dillon's NFL-record 278 rushing yards was the big story on Oct. 22 as the Bengals beat Denver, 31-21, but Foley was a key supporting actor in the win with two forced fumbles and a sack. In the third quarter, Foley tackled Broncos RB Mike Anderson at the Bengals' 47-yard line and forced a fumble that was recovered by teammate Chris Carter. The offense responded with a touchdown drive for a 17-14 lead. In the fourth quarter, with the Bengals still clinging to the 17-14 lead, Foley sacked Denver QB Brian Griese for a 7-yard loss at the Bengals' 36-yard line and forced a fumble that teammate Reinard Wilson recovered at the Bengals' 31. The

offense scored two plays later on a 65-yard Dillon run for a 24-14 lead.

MORE 2000 HIGHLIGHTS: Had 5 tackles (all solo) and a pass defended in season opener Sept. 10 vs. Cleveland ... Snared first career interception Sept. 17 at Jacksonville, swiping Mark Brunell pass deflected by Oliver Gibson at Bengals 9-yard line and returning 1 yard ... Added 3 tackles (2 solo) at Jacksonville ... Recovered a Jamal Lewis fumble, forced by Darryl Williams, at the Bengals 37 in second quarter on Sept. 24 at Baltimore ... Had 6 tackles (all solo) Oct. 8 vs. Tennessee, including first sack of the season, a crushing hit that dropped Steve McNair for a 9-yard loss late in the second quarter as Bengals preserved their 14-10 lead into halftime ... Logged 3 solo tackles Nov. 19 at Dallas and earned season-high coaching grade of 93% ... Posted his third sack of year Nov. 26 vs. Pittsburgh, dropping Kordell Stewart for 2-yard loss in second quarter ... Sidelined early vs. Pittsburgh with a bruised sternum, and though he briefly returned to play, he saw action on a season-low 20 snaps in the game ... No tackles in victory Dec. 3 vs. Arizona, but had 2 passes defended in fourth quarter as Bengals staved off Cardinals' comeback bid ... Had 2 solo tackles in victory Dec. 17 vs. Jacksonville, including one for 3-yard loss against RB Fred Taylor in first quarter ... Closed the year Dec. 24 at Philadelphia with one of his top games, posting season-high 9 tackles (7 solos) in press box stats, a 3-yard sack against Donovan McNabb in the first quarter and two tackles for loss.

PREVIOUS SEASONS — 1998: Drafted by Bengals in third round (75th overall) ... Made NFL debut in season opener Sept. 6 vs. Tennessee, with 1 solo tackle ... Made first start Nov. 8 at Jacksonville, subbing for injured James Francis, and his two tackles included 8-yard sack on Mark Brunell in first quarter on which he overpowered blocking back Fred Taylor ... Sacked Scott Mitchell for 10-yard loss in fourth quarter of victory Sept. 13 at Detroit, forcing a Lions punt which Damon Gibson returned 65 yards for TD and 28-21 Cincinnati lead ... Had season-high 3 solo tackles Oct. 18 at Tennessee ... Tied his season high for total tackles with 3 (2 solo) in victory Dec. 20 at Pittsburgh, returning to action after five weeks on inactive list due to ankle sprain ... On weekly inactive list for Game 8 due to back soreness ... On inactive list for Games 10-14 due to left ankle sprain. **1999:** One of 10 Bengals to start every game ... Posted 3 sacks against Tony Banks among his 5 tackles Nov. 21 vs. Baltimore, the most sacks by a Bengals player in a game since 1997 ... Dropped Banks for losses of 7 and 8 yards in the third quarter, and again for 8 yards in the fourth quarter ... Last Bengal with 3 or more sacks was LB Gerald Dixon with 3.5 vs. Ravens in 1997 season finale ... Foley forced a fumble on the 8-yard sack of Banks in third quarter, but the Ravens recovered ... Foley's 5 solos vs. Ravens was tied for his season high in that category ... Top game for total tackles was Oct. 31 vs. Jacksonville, when his 6

included 5 solos ... Also vs. Jacksonville, teamed with Myron Bell for 10-yard sack on Jay Fiedler in third quarter ... Opened season with 1 solo tackle Sept. 12 at Tennessee, and recovered Eddie George fumble in first quarter to halt Titans drive at Cincinnati 36 ... Had 2 solos and 2 QB hurries in win Nov. 28 at Pittsburgh ... Had 3 solos in Dec. 5 win vs. San Francisco, and covered a Fred Beasley fumble at Bengals 24 to halt 49ers' opening drive ... Ranked second on team with 2 fumble recoveries.

COLLEGE: Led the nation in sacks (18.5) in 1997 at Northeast Louisiana (school is now called Louisiana-Monroe) ... Played primarily at defensive end ... Played many of his best games in NLU's marquee matchups against Southeastern Conference competition ... As a senior, dropped QBs for 134 yards in losses with his 18.5 sacks, pushing his career yardage-lost total to a school-record 159 ... Earned national Defensive Player of the Week honors during a 1997 victory over Central Florida, setting a school record with 5.5 sacks and totaling 12 tackles (10 solo) plus a pass defended and a fumble recovery ... Originally recruited as a light end.

PERSONAL: Hometown is Little Rock, Ark. ... Earned All-America honors from *Blue Chip Illustrated* as a TE and LB at Hall HS in Little Rock ... General studies major at NLU, with an emphasis on sociology.

STEVE FOLEY'S STATISTICS

YEAR	TEAM	G-S	Defense							Interceptions					Scoring			
			TKL	AST	TOT	SKS-YDS	PD	FF	FR-YDS	NO	YDS	AVG	LG	TD	TD	INT	FR	\$
1998	Cincinnati	10-1	11	1	12	2-18	0	0	0-0	—	—	—	—	—	—	—	—	—
1999	Cincinnati	16-16	34	3	37	3.5-28	2	1	2-0	—	—	—	—	—	—	—	—	—
2000	Cincinnati	16-16	34	9	43	4-16	8	2	1-0	1	1	1.0	1	0	—	—	—	—
CAREER		42-33	79	13	92	9.5-62	10	3	3-0	1	1	1.0	1	0	—	—	—	—

YEAR	TEAM	Special Teams							Kickoff Returns					Punt Returns				
		TKL	AST	TOT	FF	FR-YDS	BP	BFG	BXP	NO	YDS	AVG	LG	TD	NO	FC	YDS	AVG
1998	Cincinnati	3	0	3	1	0-0	0	0	0	—	—	—	—	—	—	—	—	—
1999	Cincinnati	5	0	5	0	0-0	0	0	0	—	—	—	—	—	—	—	—	—
CAREER		8	0	8	1	0-0	0	0	0	—	—	—	—	—	—	—	—	—

FOLEY'S 2000 GAME-BY-GAME DEFENSIVE STATISTICS

OPPONENT	TKL	AST	TOT	SKS-YDS	INT-YDS	PD	FF	FR-YDS
—BYE—								
CLEVELAND	5	0	5	0-0	0-0	1	0	0-0
at Jacksonville	2	1	3	0-0	1-1	1	0	0-0
at Baltimore	1	0	1	0-0	0-0	0	0	1-0
MIAMI	1	1	2	0-0	0-0	1	0	0-0
TENNESSEE	6	0	6	1-9	0-0	1	0	0-0
at Pittsburgh	1	1	2	0-0	0-0	1	0	0-0
DENVER	2	1	3	1-2	0-0	0	2	0-0
at Cleveland	1	0	1	0-0	0-0	0	0	0-0
BALTIMORE	2	1	3	0-0	0-0	0	0	0-0
at Dallas	3	0	3	0-0	0-0	0	0	0-0
at New England	0	1	1	0-0	0-0	0	0	0-0
PITTSBURGH	1	0	1	1-2	0-0	0	0	0-0
ARIZONA	0	0	0	0-0	0-0	2	0	0-0
at Tennessee	0	1	1	0-0	0-0	1	0	0-0
JACKSONVILLE	2	0	2	0-0	0-0	0	0	0-0
at Philadelphia	7	2	9	1-3	0-0	0	0	0-0
TOTALS	34	9	43	4-16	1-1	8	2	1-0



Ht: 6-2 **Wt:** 315
College: Notre Dame
7th year in NFL

2000 Games-Starts: 16-16; **Career Games-Starts:** 92-32
Contract status as of 7-1-01: In third season of a seven-year deal
Acquired: UFA (Pitt.) '99
Born: 3-15-72

Gibson is in his third Bengals season, following a 2000 campaign in which he was the overall performance leader on the defensive line ... Fiery, durable and coachable ... Tied for team lead in sacks (4) and finished second to Michael Bankston in tackles on the defensive line ... Encountered double-team blocking as the season progressed ... Only player on defensive line to start all 16 games at the same position ... Signed with Bengals in 1999 as unrestricted free agent from Pittsburgh and posted career-high 4.5 sacks ... Gibson's association with Bengals head coach Dick LeBeau goes back to 1995-96, when LeBeau was his defensive coordinator at Pittsburgh.

2000 PARTICIPATION: Started every game at RDT, and has started all 32 games since joining the Bengals ... Has never missed a game due to injury, and has played in 80 straight games since 1996 ... Finished fifth on defense in 2000 with 877 snaps played (of 1122 total).

2000 HIGHLIGHTS: First interior lineman to claim a share of Bengals season sacks lead since Dan Wilkinson in 1996 ... Led the line in forcing holding calls by opponents (5) ... Credited in coaches' reports with 5 QB pressures, 2 short of the line lead ... Helped stall three Jaguars drives in third quarter Sept. 17 at Jacksonville, sacking Mark Brunell twice (for losses of 2 and 5 yards) and deflecting a pass that was intercepted by teammate Steve Foley at the Jaguars 9 ... Led the line at Jacksonville with 4 tackles total ... His 2 tackles Oct. 1 vs. Miami included sack on Jay Fiedler for 4-yard loss in second quarter ... Had 6 tackles (5 solo) on Oct. 8 vs. Tennessee, and led the line with 4 solos Oct. 15 at Pittsburgh ... Made a key solo tackle in victory Oct. 29 at Cleveland, stopping RB Travis Prentice for no gain on a first-and-goal play from the Cincinnati 1-yard line; the defense held on two subsequent plays and forced Browns to settle for FG ... Led the line with 4 tackles (3 solo) on Nov. 12 at Dallas, including two stops for losses against RB Emmitt Smith ... Tied for line lead with 6 tackles (3 solo) on Nov. 19 at New England, including 6-yard sack against Drew Bledsoe in second quarter that helped force Patriots punt ... Led the line with personal season-high of 7 tackles (6 solo) in victory Dec. 17 vs. Jacksonville.

PREVIOUS SEASONS — 1995: Drafted by Pittsburgh in fourth round (120th overall) ... Steelers used pick obtained from New England in trade for RB Leroy Thompson ... Gibson was one of six rookies to make the 53-player roster; he saw action in 13 games ... Made NFL debut Sept. 13 at Houston, playing backup DE, and had 2 tackles (1 solo) ... Used at times during the season on

offense, as a blocking back ... Had 1 kickoff return for 10 yards ... Inactive for Games 15-16 and for all Steelers playoff games. **1996:** Played every game and logged 2.5 sacks ... Had first career sack in victory Oct. 13 vs. Bengals, dropping Jeff Blake for 3-yard loss in 4th quarter ... Had 2 tackles vs. Bengals ... Came back on Oct. 20 at Houston with a sack against Chris Chandler ... Posted career-high 5 tackles (since tied) with a half-sack in helping lead a 42-6 rout of visiting St. Louis Rams on Nov. 3 ... Closed regular season with 3 tackles Dec. 22 at Carolina ... Made his NFL postseason debut Dec. 29 vs. Indianapolis and also played in playoff game 1-5-97 at New England. **1997:** Had 7-yard sack against Mark Brunell on Sept. 22 at Jacksonville ... Had first career fumble recovery Nov. 9 vs. Baltimore, covering Eric Zeier fumble to set up Steelers field goal ... Played in both Steelers postseason games, 1-3-98 vs. New England and in AFC Championship Game 1-11-98 vs. Denver. **1998:** Played in every Steelers game for the third straight season ... Logged his most extensive playing time of the season at LE on Sept. 20 at Miami, recording 3 tackles (2 solo) with one tackle for 1-yard loss ... Had 2 of Pittsburgh's 7 sacks in victory Oct. 18 vs. Baltimore, causing 13 yards in Ravens losses ... Had 3 tackles and a QB pressure vs. Baltimore ... Had a 9-yard kickoff return Nov. 1 vs. Tennessee ... Played Nov. 9 vs. Green Bay despite suffering from ankle injury and had 2 QB pressures ... Had 3 tackles Dec. 13 at Tampa Bay. **1999:** Signed with Bengals March 8 as unrestricted free agent ... Started Games 1-10 at NT, and moved to starting RDT for Games 11-16 as defensive alignment was switched from 3-4 to 4-3 ... Finished second among defensive linemen in tackles (41) ... Led the line in coaches' stats on tackles for loss (6) and tied for second in QB pressures (12) ... Won Bengals "Unsung Hero" award from NFL Players Association ... Made first NFL start in Sept. 12 opener at Tennessee, with 2 tackles (1 solo) ... Had 2 solos Sept. 19 vs. San Diego; sacked Jim Harbaugh for 7-yard loss on 3rd-and-12 play in third quarter, forcing punt ... Recovered Kurt Warner fumble Oct. 3 vs. St. Louis, giving Bengals the ball at Rams 43, and teamed with John Copeland for 6-yard sack on Warner on first-down play in third quarter ... Led defensive line with 3 solo tackles in victory Oct. 10 at Cleveland ... Posted season-best tackling numbers with 5 (4 solo) on Oct. 17 vs. Pittsburgh ... Sidelined with strained arch in left foot Nov. 14 vs. Tennessee, but returned to finish the game with 2 solo tackles ... Moved from NT to RDT on Nov. 21 vs. Baltimore and had 2 solo tackles, including an 8-yard sack on Tony Banks ... Tied season high in total tackles with 5 (2 solo) in victory Nov. 28 at Pittsburgh ... Made a series of plays in second quarter of victory Dec. 5 vs. San Francisco, forcing 49ers to

settle for field goal after gaining first down at Bengals 14. Gibson teamed with Brian Simmons to drop Fred Beasley for 2-yard loss on first down, drew a holding penalty against C Chris Daiman on second down, and tipped a Jeff Garcia pass for an incompletion on third down ... Had 3 tackles (2 solo) Dec. 12 vs. Cleveland as Bengals set team record for fewest net rushing yards allowed (11) ... Had 2 solo tackles Dec. 26 at Baltimore; sacked Tony Banks for 6-yard loss on third-down play in first quarter ... Had 3 solos Jan. 2 at Jacksonville; sacked Jay Fiedler for 7-yard loss.

COLLEGE: Started every game at nose guard as a Notre Dame senior and earned first-team All-Independent honors from *The Sporting News* ... Had 60 tackles and 3 sacks in senior season ... Started five games at RT as a junior and played in every game ... Played in seven Notre Dame basketball games during 1990-91 season.

PERSONAL: Hometown is Chicago ... Attended Romeoville, Ill., HS, where he was named national Defensive Player of the Year by *USA Today* ... Was football team captain as a senior ... Off-season residence is Adventura, Fla. ... Holds B.A. degree from Notre Dame in economics, with minor in English, and has begun work towards master's degree in English ... Has established his own charitable foundation, the Big 9-9 Foundation, and also works with American Diabetes Society, United Way and American Lung Association ... Owner of Babo's Sun Independent Music & Film, an independent record label ... Co-owner of Maddie & Gibson Construction, a Chicago-based company ... Partner in the Baja Beach Club of Miami, Fla. ... Single ... Has a son, Zachary (born 12-28-00) ... Hobbies include motorcycles, four-wheel ATVs, jet skiing, golf, reading and working with Rottweiler dogs ... Full name is Oliver Donovan Gibson.

OLIVER GIBSON'S STATISTICS

YEAR	TEAM	G-S	Defense						Interceptions					Scoring				
			TKL	AST	TOT	SKS-YDS	PD	FF	FR-YDS	NO	YDS	AVG	LG	TD	TD	Int	FR	S
1995	Pittsburgh	12-0	1	1	2	0-0	0	0	0-0	—	—	—	—	—	—	—	—	—
1996	Pittsburgh	16-0	7	8	15	2.5-9.5	0	0	0-0	—	—	—	—	—	—	—	—	—
1997	Pittsburgh	16-0	9	1	10	1-7	0	0	1-0	—	—	—	—	—	—	—	—	—
1998	Pittsburgh	16-0	9	1	10	2-13	0	0	0-0	—	—	—	—	—	—	—	—	—
1999	Cincinnati	16-16	31	10	41	4.5-31	1	0	1-0	—	—	—	—	—	—	—	—	—
2000	Cincinnati	16-16	42	10	52	4-17	1	0	0-0	—	—	—	—	—	—	—	—	—
PITT. TOTALS		60-0	26	11	37	5.5-29.5	0	0	1-0	—	—	—	—	—	—	—	—	—
CIN. TOTALS		32-32	73	20	93	8.5-48	2	0	1-0	—	—	—	—	—	—	—	—	—
CAREER		92-32	99	31	130	14-77.5	2	0	2-0	—	—	—	—	—	—	—	—	—

MISCELLANEOUS STATISTICS: 1 kickoff return for 10 yards in 1995; 1 kickoff return for 9 yards in 1998.

GIBSON'S 2000 GAME-BY-GAME DEFENSIVE STATISTICS

OPPONENT	TKL	AST	TOT	SKS-YDS	INT-YDS	PD	FF	FR-YDS
—BYE—								
CLEVELAND	2	1	3	0-0	0-0	0	0	0-0
at Jacksonville	4	0	4	2-7	0-0	1	0	0-0
at Baltimore	3	1	4	0-0	0-0	0	0	0-0
MIAMI	2	0	2	1-4	0-0	0	0	0-0
TENNESSEE	5	1	6	0-0	0-0	0	0	0-0
at Pittsburgh	4	0	4	0-0	0-0	0	0	0-0
DENVER	3	0	3	0-0	0-0	0	0	0-0
at Cleveland	1	0	1	0-0	0-0	0	0	0-0
BALTIMORE	2	0	2	0-0	0-0	0	0	0-0
at Dallas	3	1	4	0-0	0-0	0	0	0-0
at New England	3	3	6	1-6	0-0	0	0	0-0
PITTSBURGH	0	1	1	0-0	0-0	0	0	0-0
ARIZONA	2	0	2	0-0	0-0	0	0	0-0
at Tennessee	2	1	3	0-0	0-0	0	0	0-0
JACKSONVILLE	6	1	7	0-0	0-0	0	0	0-0
at Philadelphia	0	0	0	0-0	0-0	0	0	0-0
TOTALS	42	10	52	4-17	0-0	1	0	0-0

POSTSEASON

YEAR	TEAM	G-S	Defense						Interceptions					Scoring					
			TKL	AST	TOT	SKS	YDS	PD	FF	FR-YDS	NO	YDS	AVG	LG	TD	TD	Int	FR	S
1995	Pittsburgh	0-0	DID NOT PLAY*						DID NOT PLAY*					DID NOT PLAY*					
1996	Pittsburgh	2-0	0	3	3	0-0	0	0	0-0	—	—	—	—	—	—	—	—	—	—
1997	Pittsburgh	2-0	0	0	0	0-0	0	0	0-0	—	—	—	—	—	—	—	—	—	—
CAREER		4-0	0	3	3	0-0	0	0	0-0	—	—	—	—	—	—	—	—	—	—

*NOTE: Gibson was inactive for three postseason games with Pittsburgh in 1995.



MIKE GOFF

Ht: 6-5 **Wt:** 311

College: Iowa

4th year in NFL

2000 Games-Starts: 16-16; **Career Games-Starts:** 38-22
Contract status as of 7-1-01: In first season of a three-year deal
Acquired: D3b '98 (78th overall)
Born: 1-6-76

63

Third-round pick from 1998 draft, Goff became a regular starter in 2000 and led the offense with 991 snaps played (of 1001 total) ... Known since early in his career as a smart technician and sound pass blocker, he improved his run-blocking in third pro season and helped HB Corey Dillon post team-record 1435 yards ... Graded in coaches' film reviews as "outstanding" (90% or higher) in four games, second-most on the team ... Helped spark Bengals to No. 2 NFL rank in team rushing (144.6 yards per game), and to team's best per-carry average (4.7) since 1989.

2000 PARTICIPATION: Started at RG for all 16 Bengals games.

2000 HIGHLIGHTS: Played as a reserve in pre-season, as Brian DeMarco started all four games at RG, but took over as starting RG after DeMarco was released in final cuts ... Credited with strong performance Oct. 1 against standout Miami DT Tim Bowens as offense gained 350 yards, top total in the first six games ... Earned his first "outstanding" grade of season on Oct. 15 at Pittsburgh, scoring 90% in coaches' film reviews ... Played every offensive snap Oct. 22 vs. Denver as HB Corey Dillon rushed for NFL-record 278 yards ... Helped spark team to a club-record 407 rushing yards vs. Broncos ... Graded "outstanding" (90%) Nov. 19 at New England as offense posted 365 yards in Scott Mitchell's first start at QB ... Credited in coaches' reviews with 3 "dominant blocks" (DB) Nov. 26 vs. Pittsburgh ... Also had 3 DB on Dec. 3 vs. Arizona, and graded 91% in helping offense to 292 rushing yards, third-most in team history ... Aided individual rushing day of 216 yards by Dillon in the Arizona game ... Posted season-high 94% grade in victory Dec. 17 vs. Jacksonville ... For the season, surrendered only 2.5 sacks while leading offense in snaps played.

PREVIOUS SEASONS — 1998: Drafted by Bengals in third round (78th overall) ... Signed July 20 ... Played on special teams only in Games 1-3 ... Inactive for Game 4 ... Suffered partial ligament tear (PCL) in left knee during practice Oct. 7, and was inactive due to injury for Games 5-9 ... Returned to action in Game 10, Nov. 15 at Minnesota, and saw first action with offensive line ... Also played as offensive line reserve in Game 11, Nov. 22 vs. Baltimore ... Replaced Anthony Brown as starting RG in

Game 12, Nov. 29 vs. Jacksonville, and also started Games 13-16 ... Played every offensive snap in Bengals' 355-yard effort Nov. 29 vs. Jacksonville, offense's fourth-best output of season ... Also played every snap in offense's top game, a 483-yard output in Cincinnati victory Dec. 20 at Pittsburgh. **1999:** Played primarily on special teams, and was a key blocker on kickoff return unit that helped Tremaine Mack post AFC-leading 27.1-yard average ... Played on offense in three games, including late-season assignment at LT when line was depleted by injuries ... Pressed into service at LT on Dec. 26 at Baltimore after injury to Rod Jones, and started at LT in season finale on Jan. 2 (2000) at Jacksonville ... Played every snap at Jacksonville, with no sacks or pressures allowed ... Saw action at RG on Sept. 26 at Carolina after starter Brian DeMarco was rested with lower back injury ... Goff's 12 games played in regular season were Games 1-3 and 8-16 ... Active but DNP for Games 4-5 ... Suffered left knee sprain during practice week prior to Game 6, Oct. 17 vs. Pittsburgh, and was inactive due to injury in Games 6-7 ... Returned to play in Game 8, Oct. 31 vs. Jacksonville.

COLLEGE: Started every game as an Iowa senior, playing on the nation's eighth-ranked rushing offense ... Credited with 72 knockdown blocks in senior year as Hawkeyes rushed for 235 yards per game and set a school scoring record with 36.7 points per game ... Played in every game as a true freshman in '94 and started the last 11 games in '95, but suffered back injury in '96 opener vs. Arizona and was relegated to reserve duty for the remainder of season ... Position coach at Iowa was Frank Verducci, now Bengals tight ends coach.

PERSONAL: Hometown is Peru, Ill. ... Played defensive tackle at LaSalle-Peru HS, serving as team captain as a senior and earning All-America honors from *Blue Chip Illustrated* ... General studies major at Iowa ... Posted the second-highest score (38) on the Wunderlich intelligence test among offensive linemen tested prior to the 1998 NFL Draft.

MIKE GOFF'S STATISTICS

GAMES-STARTS (38-22): **1998** (10-5 Cin.), **1999** (12-1 Cin.), **2000** (16-16 Cin.).

NO ONE'S NO. 1 (OR 2)

No Bengals player has ever worn jersey number 1 or 2 for a regular season or postseason game. The only player to wear No. 3 has been kicker Jim Breech, but QB Jon Kitna is scheduled to wear No. 3 in the 2001 season.



Ht: 6-0 Wt: 202

College: UCLA

9th year in NFL

2000 Games-Starts: 4-1 (K.C.), Career Games-Starts: 102-62

Contract status as of 7-5-00: In first season of a two-year deal

Acquired: FA '01

Born: 6-26-71

Gray signed as a free agent on 6-7-01, bringing experience of 62 NFL starts to Bengals' young cornerback corps ... A big corner who knows the pro game and has good athleticism for his size ... A Cincinnati native (Forest Park HS), he joined the NFL in 1993 as a second-round draft pick by Seattle ... Signed with Indianapolis as unrestricted free agent in 1997, moved to N.Y. Giants as a free agent in '98, and spent last two seasons in Kansas City after signing with Chiefs as free agent ... Has 12 career interceptions.

2000 RECAP: Saw limited action for Kansas City, playing in four games with one start ... On inactive list for 11 games, and active-but-DNP for one game ... Prior to 2000, had played 14 or more games for six straight seasons ... Started on Oct. 22 vs. St. Louis as Chiefs opened game in dime defense, and had 1 solo tackle ... Played on special teams in all four of his game appearances, with 2 special teams tackles ... Played as reserve CB on Sept. 17 vs. San Diego and on Oct. 29 at Seattle ... Played special teams only Oct. 15 vs. Oakland.

PREVIOUS SEASONS — 1993: Drafted by Seattle in second round (30th overall) ... Signed July 22 ... Played in 10 games as a rookie with a pair of starts ... Had 3 interceptions for 33 yards, 23 tackles, 9 passes defended and 3 special teams stops ... Registered an INT in his first NFL game against Stan Humphries on Sept. 5 at San Diego ... Followed up with a pickoff of Jeff Hostetler the next week, Sept. 12 vs. L.A. Raiders ... Got another pick courtesy of Humphries on Oct. 3 vs. San Diego ... Saw reserve action in the first seven games before injuring his ankle Oct. 24 vs. New England ... Missed the next six games before returning for the season's final three contests ... Made first NFL start Dec. 19 vs. Phoenix, opening at RCB, and logged his first career sack with 8-yard takedown of Steve Beuerlein ... Started at LCB on Dec. 26 vs. Pittsburgh. **1994:** Started in Seattle's first 11 games at LCB before suffering a season-ending injury ... Posted 51 tackles (45 solos), 11 passes defended and a pair of interceptions ... Had INT against John Friesz on Sept. 4 at Washington ... Had a career-high 11 tackles and career-best 3 passes defended Sept. 11 at L.A. Raiders ... Intercepted a Gale Gilbert pass Oct. 30 at San Diego ... Suffered a broken forearm Oct. 20 vs. Tampa Bay ... Placed on injured reserve Nov. 23 and missed the final five games. **1995:** Started every game at LCB for Seahawks ... Missed only 14 snaps on defense all season ... Registered career highs with 73 tackles (68 solo), 19 passes defended and 4 INT for 45 yards ... Picked off Stan Humphries and produced a season-high 8 tackles Oct. 22 at San Diego ... Got the

first 2-INT game of his career the following week, Oct. 29 at Arizona, victimizing Dave Krieg twice ... Had 5 tackles and a 26-yard INT against Boomer Esiason on Nov. 26 vs. N.Y. Jets. **1996:** Started every Seattle game at LCB for second consecutive season ... Recorded 54 tackles (46 solos), 9 passes defended, 2 forced fumbles and a fumble recovery ... Had a forced fumble and recovered it for a career-long 62-yard return in victory Oct. 27 vs. San Diego ... Finished with 5 tackles Nov. 17 at Detroit and also had 5 on Dec. 15 at Jacksonville ... Had season-high 6 tackles (4 solo) Dec. 22 at Oakland, and picked up 3 INT-return yards against Raiders when Robert Blackmon lateraled him the ball after picking off a Billy Joe Hobert pass. **1997:** Signed on March 3 with Indianapolis as unrestricted free agent ... Played in 15 games for the Colts, starting the first 13 contests at LCB ... Tallied 29 tackles (23 solo), 2 INTs and 7 passes defended ... Had a season-high 6 solo tackles and picked off a Warren Moon pass against his old club on Sept. 14 vs. Seattle ... Posted 3 solos and intercepted a Neil O'Donnell pass Oct. 5 vs. N.Y. Jets ... Did not play Dec. 7 at Jets due to a hand injury suffered Oct. 30 at New England ... Played but did not start because of that hand ailment Dec. 14 vs. Miami and Dec. 21 at Minnesota. **1998:** Released by Indianapolis on Sept. 3 ... Signed as free agent Sept. 9 by N.Y. Giants ... Played in 14 games with 3 starts, logging 27 tackles (26 solo) with one INT for 36 yards ... Also added 8 passes defended, a forced fumble and 5 special teams stops ... First duty in a Giants uniform came Sept. 13 at Oakland when he replaced Shaun Williams as nickel corner in second half ... Picked off a Ryan Leaf pass Sept. 27 at San Diego and had career-long 36-yard return to set up a Giants TD; also had season-high 4 tackles, a pass defended and a special teams stop against Chargers ... Sacked Trent Dilfer for 9-yard loss Oct. 4 at Tampa Bay and forced a fumble which was recovered by teammate Chad Bralzke ... Started at LCB for injured Phillippi Sparks Oct. 11 vs. Atlanta, and opened again for Sparks Oct. 18 vs. Arizona ... Forced a Roell Preston fumble on a KOR Nov. 15 vs. Green Bay ... Tied season-high with 4 tackles Nov. 22 vs. Philadelphia ... Inactive on Dec. 6 at Arizona ... Had 4 stops in season finale Dec. 27 at Philadelphia. **1999:** Released by N.Y. Giants on Feb. 11 ... Signed as free agent by Kansas City on Feb. 26 ... Played in all 16 games for Chiefs on special teams and saw reserve duty at cornerback in 12 contests ... Tallied 5 tackles on defense and had 4 stops on kickoff coverage ... Recorded 2 solo tackles on defense in his Chiefs debut Sept. 12 at Chicago ... Had 2 special teams tackles Sept. 26 vs. Detroit ... Collected season-high 3 tackles on defense Dec. 12 vs. Minnesota ... Had 2 passes defended Dec. 18 vs. Pittsburgh.

(continued)

COLLEGE: A four-year starter at UCLA ... Consensus first-team All-America by *Associated Press*, *United Press International*, *Walter Camp Foundation* and *Kodak* ... Also earned GTE Academic All-America honors as a senior in 1992 ... Played in the Hula Bowl and East-West Shrine games after his senior season ... Finished his Bruins career ranked second in school history with 16 interceptions ... Ranked second in the nation with 10 INT as a junior ... In 1989, was the first true freshman since '79 to start at least eight games for the Bruins.

PERSONAL: Hometown is Cincinnati ... Lettered in football, basketball and track at Forest Park High School ... One of 50 NFL players to donate \$10,000 to the United Negro College Fund in 1995 ... Grandfather, Benjamin Hooks, retired as the Executive Director of the NAACP in 1993 ... Has a daughter, Amber, 11 ... Has created the Carlton P. Gray Foundation, which annually provides a pair of one-year scholarships to the University of Cincinnati for seniors from his high school, which is now known as Winton Woods High School ... Full name is Carlton Patrick Gray.

CARLTON GRAY'S STATISTICS

			Defense						Interceptions					Scoring							
			SKS-					FR-						TD	TD						
YEAR	TEAM	G-S	TKL	AST	TOT	YDS	PD	FF	YDS	NO	YDS	AVG	LG	TD	TD	IntRt	FRRt	S	PTS		
1993	Seattle	10-2	21	2	23	1-8	9	0	0-0	3	33	11.0	16	0	—	—	—	—	—		
1994	Seattle	11-11	45	6	51	0-0	11	0	0-0	2	0	0.0	0	0	—	—	—	—	—		
1995	Seattle	16-16	68	5	73	0-0	19	0	0-0	4	45	11.3	26	0	—	—	—	—	—		
1996	Seattle	16-16	46	8	54	0-0	9	2	1-62	0	*3	—	3	0	—	—	—	—	—		
1997	Indianapolis	15-13	23	6	29	0-0	7	0	0-0	2	0	0.0	0	0	—	—	—	—	—		
1998	N.Y. Giants	14-3	26	1	27	1-9	8	1	0-0	1	36	36.0	36	0	—	—	—	—	—		
1999	Kansas City	16-0	4	1	5	0-0	2	0	0-0	0	0	—	—	0	—	—	—	—	—		
2000	Kansas City	4-1	1	0	1	0-0	0	0	0-0	0	0	—	—	0	—	—	—	—	—		
SEA. TOTALS		53-45	180	21	201	1-8	48	2	1-62	9	*81	9.0	26	0	—	—	—	—	—		
IND. TOTALS		15-13	23	6	29	0-0	7	0	0-0	2	0	0.0	0	0	—	—	—	—	—		
NYG TOTALS		14-3	26	1	27	1-9	8	1	0-0	1	36	36.0	36	0	—	—	—	—	—		
K.C. TOTALS		20-1	5	1	6	0-0	2	0	0-0	0	0	—	—	0	—	—	—	—	—		
CAREER		102-62	234	29	263	2-17	65	3	1-62	12	*117	9.8	36	0	—	—	—	—	—		
			Special Teams						Kickoff Returns					Punt Returns							
			FR-																		
YEAR	TEAM		TKL	AST	TOT	FF	YDS	BP	BFG	BXP	NO	YDS	AVG	LG	TD	NO	FC	YDS	AVG	LG	TD
1993	Seattle		3	0	3	0	0-0	0	0	0	—	—	—	—	—	—	—	—	—	—	—
1998	N.Y. Giants		3	2	5	0	0-0	0	0	0	—	—	—	—	—	—	—	—	—	—	—
1999	Kansas City		3	1	4	0	0-0	0	0	0	—	—	—	—	—	—	—	—	—	—	—
2000	Kansas City		1	1	2	0	0-0	0	0	0	—	—	—	—	—	—	—	—	—	—	—
SEA. TOTALS			3	0	3	0	0-0	0	0	0	—	—	—	—	—	—	—	—	—	—	—
NYG TOTALS			3	2	5	0	0-0	0	0	0	—	—	—	—	—	—	—	—	—	—	—
K.C. TOTALS			4	2	6	0	0-0	0	0	0	—	—	—	—	—	—	—	—	—	—	—
CAREER			10	4	14	0	0-0	0	0	0	—	—	—	—	—	—	—	—	—	—	—

* NOTE: In 1996, Gray gained 3 yards on an interception return after receiving a lateral from a teammate who intercepted a pass.

BENGALS HOTELS ON THE ROAD

2001 PRESEASON

Chicago Hyatt Regency/McCormick Place
(Game: Sat., Aug. 4) (312) 567-1234

Detroit Somerset Inn
(Game: Fri., Aug. 10) (248) 643-7800

2001 REGULAR SEASON

Tennessee Renaissance Nashville Hotel
(Game: Sun., Sept. 16) (615) 255-8400

Jacksonville Omni Jacksonville
(Game: Sun., Nov. 11) (904) 355-6664

San Diego Marriott Mission Valley
(Game: Sun., Sept. 30) (619) 692-3800

Cleveland ... Sheraton Cleveland City Centre
(Game: Sun., Nov. 25) (216) 771-7600

Pittsburgh Omni William Penn
(Game: Sun., Oct. 7) (412) 281-7100

N.Y. Jets Crowne Plaza Meadowlands
(Game: Sun., Dec. 16) (201) 348-6900

Detroit Somerset Inn
(Game: Sun., Oct. 28) (248) 643-7800

Baltimore Marriott Inner Harbor
(Game: Sun., Dec. 23) (410) 962-0202



Ht: 5-9 Wt: 186

College: Oregon

3rd year in NFL

87

2000 Games-Starts: 8-0; Career Games-Starts: 21-0

Contract status as of 7-1-01: In final season of a two-year deal

Acquired: W (S.F.) '99

Born: 6-14-76

Griffin has been among the Bengals' best special teams players and seeks increased playing time at WR in 2001 ... Has kick return ability, and in 2000 he posted the team's best ratio of special teams tackles in comparison to playing time ... Consistently praised in coaches' reports for work habits and attitude.

2000 RECAP: On Bengals' 53-player roster for all 16 games, but was on inactive list for eight games ... Played in Games 1-3, 6, 10 and 13-15 ... Despite limited playing time, finished second on team in special teams tackles (9) in press box statistics and tied for sixth in special teams tackles (8) in coaches' film reviews ... All the players who tied or led Griffin in special teams tackles played in at least 14 games ... Griffin led all offensive players in special teams tackles on press box chart, and tied with HB Brandon Bennett for most special teams tackles by an offensive player on coaches' chart ... Made both his pass receptions against Tennessee, a 16-yarder vs. Titans on Oct. 8 and a 9-yarder at Titans on Dec. 10 ... His 8 kickoff returns (for 16.1-yard avg.) were second-most on the team, with a long of 29 yards on Sept. 24 at Baltimore ... Had 1 punt return, a 9-yarder at Baltimore.

1999: Signed April 23 by San Francisco as rookie free agent ... Played in all four preseason games for 49ers, contributing a 96-yard kickoff return and a 55-yard TD catch ... Acquired Sept. 6 by Bengals on waivers ... Made NFL

debut with Bengals Sept. 19 vs. San Diego and had 124 yards on 5 kickoff returns, including a 42-yarder that would be his longest of the season ... Led team on the season with 23 punt returns (8.5 avg.) and had the most special teams tackles (5) of any offensive player ... Made his first NFL reception Sept. 26 at Carolina, a 7-yarder from Jeff Blake ... Caught 3 for 34 yards Oct. 3 vs. St. Louis, all from Akili Smith during a fourth quarter TD drive ... Also had a 36-yard kickoff return vs. St. Louis ... Had season highs of 4 catches and 46 yards Oct. 17 vs. Pittsburgh, including gains of 19 and season-long 20 yards in fourth quarter ... Also vs. Pittsburgh, had season-long 34-yard punt return ... Tied for team lead with 2 special teams tackles Dec. 26 at Baltimore ... Played in Games 2-7, 9-12 and 14-16 ... On inactive list for Games 1, 8 and 13.

COLLEGE: Caught 58 passes for 1038 yards in his senior season at Oregon, playing with current Bengals QB Akili Smith ... Caught 43 passes for 711 yards as a junior ... Left Oregon ranked eighth on school's all-time receptions list with 113.

PERSONAL: Hometown is Monrovia, Calif. ... Attended Monrovia HS ... Holds B.S. degree from Oregon in sociology, with minor in business ... Single ... Hobbies include traveling, cooking and spontaneous activities, and has taken an interest in yoga ... Full name is Damon Gilbert Griffin.

DAMON GRIFFIN'S STATISTICS

			Receiving					Rushing					Scoring					
YEAR	TEAM	G-S	NO	YDS	AVG	LG	TD	ATT	YDS	AVG	LG	TD	TD	TD-R	TD-P	TD-RI	2-PIC	PTS
1999	Cincinnati	13-0	12	112	9.3	20	0	—	—	—	—	—	—	—	—	—	—	—
2000	Cincinnati	8-0	2	25	12.5	16	0	—	—	—	—	—	—	—	—	—	—	—
CAREER		21-0	14	137	9.8	20	0	—	—	—	—	—	—	—	—	—	—	—

			Special Teams						Kickoff Returns					Punt Returns						
YEAR	TEAM	TKL	AST	TOT	FF	YDS	BP	BFG	BXP	NO	YDS	AVG	LG	TD	NO	FC	YDS	AVG	LG	TD
1999	Cincinnati	5	0	5	0	0-0	0	0	0	15	296	19.7	42	0	23	3	195	8.5	34	0
2000	Cincinnati	7	2	9	0	0-0	0	0	0	8	129	16.1	29	0	1	0	9	9.0	9	0
CAREER		12	2	14	0	0-0	0	0	0	23	425	18.5	42	0	24	3	204	8.5	34	0

— GRIFFIN'S SINGLE-GAME HIGHS —

RECEIVING — Receptions: 4 vs. Pitt. 10-17-99; Yards: 46 vs. Pitt. 10-17-99; Long: 20 vs. Pitt. 10-17-99.

KICKOFF RETURNS — Returns: 5 (twice); most recently at Balt. 9-24-00; Yards: 124 vs. S.D. 9-19-99; Long: 42 vs. S.D. 9-19-99.

PUNT RETURNS — Returns: 6 vs. Pitt. 10-17-99; Yards: 53 at Ind. 10-24-99; Long: 34 vs. Pitt. 10-17-99.



Ht: 5-11 **Wt:** 240
College: Texas A&M
5th year in NFL

2000 Games-Starts: 8-6; **Career Games-Starts:** 47-29
Contract status as of 7-1-01: In final season of a three-year deal
Acquired: FA '99
Born: 7-30-72

Tough and aware blocking back with good receiving skills ... Played an early role last season in Bengals' eventual finish as NFL's No. 2 rushing team, but knee injury limited him to only one brief appearance over the season's final nine games ... Expected to be at 100 percent for 2001 training camp ... Was primary lead blocker out of backfield for HB Corey Dillon's NFL-record 278-yard rushing day on Oct. 22 last season vs. Denver ... Started 15 games in 1999, aiding Dillon's 1200-yard season ... Has shown ability to consistently make good blocking adjustments when pass rushers come from unexpected spots.

2000 RECAP: Was in the No. 1 FB role for Games 1-7, and was in starting lineup for all those contests except Oct. 1 vs. Miami, when Bengals used two TEs and no FB in primary base offense ... Caught 3 passes for 12 yards in season opener Sept. 10 vs. Cleveland ... Gained 5 yards on a third-and-1 play on his only rush Sept. 17 at Jacksonville ... Had season highs of 4 receptions and 24 yards Sept. 24 at Baltimore ... During HB Corey Dillon's 278-yard game Oct. 22 vs. Denver, Groce was credited with excellent blocking work against Denver's LBs, keying Dillon's escapes for seven runs of 20 or more yards ... Suffered right knee medial collateral ligament sprain in Denver game, and was on inactive list Oct. 29 at Cleveland and Nov. 5 vs. Baltimore ... Returned to action Nov. 12 at Dallas, but re-aggravated knee problem in first quarter ... On weekly inactive list for season's final six games.

PREVIOUS SEASONS — 1995: Signed April 27 with Indianapolis as rookie free agent ... Waived Aug. 22, and signed Aug. 28 to Colts practice squad ... Signed Dec. 7 to Colts 53-player roster and made NFL debut in Dec. 23 season finale vs. New England ... Saw special teams action for Colts in Wild Card playoff Dec. 31 at San Diego, Divisional playoff 1-7-96 at Kansas City and AFC Championship game 1-14-96 at Pittsburgh ... Did not earn an accrued year of experience toward free agency. **1996:** Played in 15 games for Colts ... Posted first NFL offensive stats with season totals of 46 rushes for 184 yards and 13 receptions for 106 yards ... Assumed starting FB job after starter Zack Crockett sustained season-ending injury on Oct. 6 ... Started 8 of final 11 games ... Made his first career start Oct. 13 vs. Baltimore and had a career-best 55 yards on 11 carries in 26-21 victory ... Had 20-yard rush to set up FG in 25-24 victory on Sept. 15 at Dallas ... Had 28 yards on 4 pass receptions Oct. 20 vs. New England, and 31 yards on 3 receptions, including career-long 24-yarder, Nov. 3 at San Diego ... Started Wild Card playoff game Dec. 29 at Pittsburgh and was 2-for-11 rushing. **1997:** Saw action as Colts reserve FB behind starter

Zack Crockett, playing in Games 1-4 and 14-16 ... Rushed 6-52 on Dec. 14 vs. Miami, including career-long 29-yarder. **1998:** Began training camp with Indianapolis ... Rushed for 36 yards on 9 carries in preseason, with 1 pass reception for 11 yards ... Waived Aug. 30 ... Signed as free agent Dec. 16 by New England ... On weekly inactive list for Patriots' Dec. 20 game vs. San Francisco ... Waived Dec. 23, and acquired by Bengals Dec. 24 on waiver claim ... On weekly inactive list for Bengals' season finale Dec. 27 vs. Tampa Bay ... Did not earn an accrued year of experience toward free agency. **1999:** Faced tough battle to gain roster spot with Cincinnati, but wound up starting final 15 games as blocking back for 1200-yard gainer Corey Dillon ... Played in all four preseason games ... Waived Aug. 30, but re-signed Sept. 2 by Cincinnati after FB Nicky Sualua was waived with injury settlement ... Opened season Sept. 12 at Tennessee as backup FB behind Brian Milne ... Moved into starting lineup for Games 2-3 with Milne injured, and kept starting role for remainder of season following Milne's release prior to Game 4 ... Second to Corey Dillon among Bengals RBs in pass receptions (25) and offensive snaps (556) ... Second to Michael Basnight among RBs with 100 special teams snaps ... Groce's blocking was a key factor not only in Corey Dillon's 1200-yard season, but in Bengals' overall rise to sixth in total rushing offense (2051 yards), and third in yards per attempt (4.6) ... Made key plays in both Bengals victories over Cleveland ... Caught 3 passes for 25 yards in Oct. 10 win at Cleveland, including a 14-yarder during winning TD drive in fourth quarter ... Had season-high 14 rushing yards on 3 carries in victory Dec. 12 vs. Cleveland, and scored his first NFL touchdown on 1-yard run in second quarter ... Tied for team lead with 5 receptions (for 26 yards) on Nov. 21 vs. Baltimore ... Converted rushing opportunity on 3rd-down-and-1 in the first quarter Jan. 2 at Jacksonville, gaining 1 yard to Jaguars 19,

COLLEGE: Four-year letterman and two-year starter at Texas A&M ... Played 44 games with 22 starts, rushing for 525 yards on 102 carries (5.1-yard average) and catching 33 passes for 398 yards (12.1) ... Scored 3 TDs ... Started all 11 games as a senior.

PERSONAL: Hometown is College Station, Texas ... Off-season residence is Houston ... Attended A&M Consolidated High School ... Business major at Texas A&M ... Sang the national anthem prior to Colts-Chargers game on 12-17-95, for which he was on weekly inactive list as a Colts player ... Single ... Hobbies include music, reading history, and questioning society ... Full name is Clifton Allen Groce ... Last name is pronounced "gross."

CLIF GROCE'S STATISTICS

YEAR	TEAM	G-S	Rushing					Receiving					Scoring					
			ATT	YDS	AVG	LG	TD	NO	YDS	AVG	LG	TD	TD	TD-R	TD-P	TD-RI	2PIC	PTS
1995	Indianapolis	1-0	0	0	—	—	0	0	0	—	—	0	0	0	0	0	0	0
1996	Indianapolis	15-8	46	184	4.0	24	0	13	106	8.2	24	0	0	0	0	0	0	0
1997	Indianapolis	7-0	10	66	6.6	29	0	0	0	—	—	0	0	0	0	0	0	0
1998	New England	0-0	DID NOT PLAY*					DID NOT PLAY*					DID NOT PLAY*					
	Cincinnati	0-0	DID NOT PLAY*					DID NOT PLAY*					DID NOT PLAY*					
1999	Cincinnati	16-15	8	22	2.8	8	1	25	154	6.2	14	0	1	1	0	0	0	6
2000	Cincinnati	8-6	3	4	1.3	5	0	11	45	4.1	14	0	0	0	0	0	0	0
IND. TOTALS			23-8	56	250	4.5	29	0	13	106	8.2	24	0	0	0	0	0	0
CIN. TOTALS			24-21	11	26	2.4	8	1	36	199	5.5	14	0	1	1	0	0	6
CAREER			47-29	67	276	4.1	29	1	49	305	6.2	24	0	1	1	0	0	6

		Special Teams								Kickoff Returns					Punt Returns					
YEAR	TEAM	TKL	AST	TOT	FF	FR-YDS	BP	BFG	BXP	NO	YDS	AVG	LG	TD	NO	FC	YDS	AVG	LG	TD
1996	Indianapolis	1	1	2	0	0-0	0	0	0	1	18	18.0	18	0	—	—	—	—	—	—
1997	Indianapolis	1	2	3	0	0-0	0	0	0	1	15	15.0	15	0	—	—	—	—	—	—
CAREER		2	3	5	0	0-0	0	0	0	2	33	16.5	18	0	—	—	—	—	—	—

*NOTE: Groce was inactive for one game with New England and inactive for one game with Cincinnati in 1998.

— GROCE'S SINGLE-GAME HIGHS —

RUSHING — Attempts: 11 vs. Balt. 10-13-96 (for Ind.); Yards: 55 vs. Balt. 10-13-96 (for Ind.); Long: 29 vs. Mia. 12-14-97 (for Ind.); Touchdowns: 1 vs. Cle. 12-12-99 (for Cin.).
RECEIVING — Receptions: 5 vs. Balt. 11-21-99 (for Cin.); Yards: 31 vs. S.D. 11-3-96 (for Ind.); Long: 24 vs. S.D. 11-3-96 (for Ind.).

— GROCE'S 2000 GAME-BY-GAME STATISTICS —

OPPONENT	Rushing						Receiving				
	ATT	YDS	AVG	LG	TD		ATT	YDS	AVG	LG	TD
—BYE—											
CLEVELAND	0	0	—	—	0		3	12	4.0	6	0
at Jacksonville	1	5	5.0	5	0		1	2	2.0	2	0
at Baltimore	1	-1	-1.0	-1	0		4	24	6.0	14	0
MIAMI	0	0	—	—	0		1	3	3.0	3	0
TENNESSEE	1	0	0.0	0	0		1	2	2.0	2	0
at Pittsburgh	0	0	—	—	0		1	2	2.0	2	0
DENVER	0	0	—	—	0		0	0	—	—	0
at Cleveland			INACTIVE						INACTIVE		
BALTIMORE			INACTIVE						INACTIVE		
at Dallas	0	0	—	—	0		0	0	—	—	0
at New England			INACTIVE						INACTIVE		
PITTSBURGH			INACTIVE						INACTIVE		
ARIZONA			INACTIVE						INACTIVE		
at Tennessee			INACTIVE						INACTIVE		
JACKSONVILLE			INACTIVE						INACTIVE		
at Philadelphia			INACTIVE						INACTIVE		
TOTALS	3	4	1.3	5	0		11	45	4.1	14	0

— POSTSEASON —

YEAR	TEAM	G-S	Rushing					Receiving					Scoring					
			ATT	YDS	AVG	LG	TD	NO	YDS	AVG	LG	TD	TD	TD-R	TD-P	TD-RI	2PIC	PTS
1995	Indianapolis	3-0	0	0	—	—	0	—	—	—	—	—	—	—	—	—	—	—
1996	Indianapolis	1-1	2	11	5.5	6	0	—	—	—	—	—	—	—	—	—	—	—
CAREER			4-1	2	11	5.5	6	0	—	—	—	—	—	—	—	—	—	—

PASSING FANCY

Boomer Esiason passed for more than 300 yards in a game a team-record 23 times during his Bengals career (1984-92, 1997). QB **Ken Anderson** (a Bengal from 1971-86) ranks second in 300-yard passing games with 19.



BROCK GUTIERREZ

Ht: 6-3 Wt: 304

College: Central Michigan

5th year in NFL

62

2000 Games-Starts: 16-7; **Career Games-Starts:** 38-7

Contract status as of 7-1-01: In second season of a three-year deal

Acquired: FA '98

Born: 9-25-73

Versatile interior lineman played every game for the second straight season in 2001 and made his first seven NFL starts ... Played every offensive snap at center during HB Corey Dillon's NFL-record 278-yard rushing game vs. Denver ... Good on-field leader at the center position, providing direction and coordination of line calls ... Can also play guard, and has been a key special teams player when not in the starting offensive lineup.

2000 RECAP: Started all four preseason games at center, subbing for injured Rich Braham, and returned to starting center role for Games 3-9 of regular season as Braham's knee problems recurred ... Also played on offense in Games 1 and 11, and saw action on special teams in the other seven games ... Far exceeded his previous season high with 520 offensive snaps played, 52% of total, and played significant role as Bengals finished second in NFL in rushing at 144.6 yards per game ... Was the only offensive lineman with significant playing time who was not charged with a penalty all season ... Posted season-high coaching grade of 89% on Oct. 22 vs. Denver as HB Corey Dillon set NFL rushing record with 278 yards ... Graded 86% in victory Oct. 29 vs. Cleveland ... Returned to offensive reserve role vs. Dallas on Nov. 12, when Braham came back from injury, but saw significant action at center on Nov. 19 at New England after Braham moved to LG to replace injured Matt O'Dwyer.

PREVIOUS SEASONS — 1996: Signed with Bengals April 23 as college free agent ... Played in all four preseason games, and had key block in pass protection on 43-yard TD pass from Kerry Joseph to Gunnard Twyner in preseason opener vs. Colts ... Did not play in regular season ... Was active but DNP for Games 1 and 3, and on weekly inactive list for Games 2 and 4-16. **1997:** Played in all four preseason games, and was on 53-player roster for entire regular season ... Worked as backup C behind Darrick Brizl, but had little playing opportunity as Brizl led the offense in snaps played ... Played on special teams Aug. 31 vs. Arizona, making NFL playing debut, and also saw special teams action in Games 2 and 6-7 ... Saw his

first action with offense as backup G in season finale Dec. 21 vs. Baltimore ... On weekly inactive list for Games 3-5 and 8-15. **1998:** Began training camp with Bengals and saw action in all four preseason games ... Waived Aug. 30 ... Re-signed Nov. 4 as free agent ... On Bengals inactive list Nov. 8 at Jacksonville and Nov. 15 at Minnesota ... Waived Nov. 17 ... Signed Nov. 30 to Jacksonville practice squad ... Signed from Jacksonville practice squad to Bengals' 53-player roster on Dec. 15 ... Played on special teams in victory Dec. 20 at Pittsburgh ... On inactive list for regular season finale Dec. 27 vs. Tampa Bay ... Did not earn an accrued year of experience toward NFL free agency. **1999:** Key blocker on kickoff return unit that helped Tremaine Mack post AFC-leading 27.1-yard average ... Played on special teams in all 16 regular-season games; ranked ninth on team with 168 special teams snaps ... Saw brief action with offense in four games, at LG Nov. 14 vs. Tennessee and Dec. 12 vs. Cleveland, and as TE in goal-line offense Nov. 7 at Seattle and Nov. 21 vs. Baltimore.

COLLEGE: Starting center for his final three seasons at Central Michigan (1993-95) ... Hampered by a broken right leg in '94, but came back in '95 to earn first-team All-Mid-American Conference honors ... Known in college for intense playing style, and cited by CMU line coach Mike Cummings for "invaluable" leadership qualities ... Key performer in CMU's drive to '94 MAC championship.

PERSONAL: Hometown is Charlotte, Mich. ... Attended Charlotte HS, where he was all-state in wrestling and football ... Off-season residence is Mt. Pleasant, Mich. (Lake Isabella) ... History major at CMU ... Hobbies include snowmobiling, hunting and golf ... Married (wife Holly) ... Last name is pronounced "Goo-TAIR-ez."

BROCK GUTIERREZ' STATISTICS

GAMES-STARTS (38-7 Total; 38-7 Cin., 0-0 Jax.): **1996** (0-0 Cin.), **1997** (5-0 Cin.), **1998** (1-0 Cin., 0-0 Jax.), **1999** (16-0 Cin.), **2000** (16-7 Cin.).

GET THE POINT?

A placekicker has led the Bengals in scoring in all but two of the franchise's first 33 seasons. In 1979, FB **Pete Johnson** led the team in scoring with 90 points (15 TDs), and FB **Ickey Woods** was the team's leading scorer with 90 points (15 TDs) in 1988.

The Bengals' single-season scoring record is held by PK **Doug Pelfrey**, who scored 121 points in 1995 (29 FG, 34 PAT).



Ht: 6-0 Wt: 213

College: Fresno State

3rd year in NFL

26

2000 Games-Starts: 16-6; Career Games-Starts: 32-18

Contract status as of 7-1-01: In final season of a three-year deal

Acquired: D3 '99 (65th overall)

Born: 12-5-76

Third-year pro has seen time as a starter at both safety positions, and is projected as starting SS entering 2001 training camp ... Yielded starting SS job to Chris Carter last season, but is slated to re-take No. 1 spot as Carter moves to FS ... Last season, tied for the team lead in sacks (4) though he played as a starter in only six games ... First Bengals DB to claim a share of season sacks lead, and tied team record for sacks by a DB ... Finished sixth on team in tackles (68) in coaches' statistics and ranked 11th with 41 tackles in press box stats.

2000 PARTICIPATION: Started Games 1-6 at SS, but sidelined by concussion in first quarter of Game 6, Oct. 15 at Pittsburgh ... Returned to action in reserve role Oct. 22 vs. Denver, and played as reserve for remainder of season as Chris Carter held starting SS position ... Has played every game in each of his first two NFL seasons.

2000 HIGHLIGHTS: Hall's 4 sacks tied the season record for a Bengals DB set previously by Barney Bussey in 1988 and Sam Shade in '97 ... Finished second on team with 8 tackles (press box stats) in season opener Sept. 10 vs. Cleveland ... Logged first career sack Sept. 17 at Jacksonville with 4-yard drop of Mark Brunell, and had 5 tackles (4 solo) for the game ... Posted 5 solos Sept. 24 at Baltimore ... Third on team with 8 tackles (6 solo) on Oct. 8 vs. Tennessee ... In victory Oct. 29 at Cleveland, sacked Spergon Wynn for 10-yard loss in fourth quarter, effectively killing Browns' final possession ... Sacked Trent Dilfer for 8-yard loss on a third-down play in fourth quarter Nov. 5 vs. Baltimore ... Sacked Kent Graham for 10-yard loss in fourth quarter Nov. 26 vs. Pittsburgh ... Closed season Dec. 24 at Philadelphia with interception of Donovan McNabb pass at Bengals 21 in second quarter, returning 12 yards.

1999: Drafted by Bengals in third round (65th overall) ... Played every game and supplanted veteran Greg Myers as starting FS for final 12 games ... Selected to NFL All-Rookie teams by *Pro Football Weekly* and *Football Digest* ... Made NFL debut in reserve role Sept. 12 at Tennessee, contributing 3 tackles (2 solo) and 2 special teams tackles ... Made special teams fumble recovery Sept. 26 at Carolina, recovering a muffed punt by Eric Metcalf at Panthers 33 in first quarter ... Made first start in victory Oct. 10 at Cleveland, with 3 solo tackles ... Had 5 tackles (3 solo) Oct. 24 at Indianapolis ... Had first NFL interception Nov. 7 at Seattle, making a one-handed grab on the run of a Jon Kitna pass to stop Seahawks drive at Bengals 2 in second quarter ... Led team Dec. 26 at Baltimore with career-high 12 tackles (9 solo) ... Closed season with 6 tackles (4 solo) in Jan 2 game at Jacksonville ... Showed his potential as a blitzer with QB pressures on Oct. 17 vs. Pittsburgh and on Nov. 7 at Seattle ... Ranked seventh on team in total special teams snaps with 183, and tied for fourth in special teams tackles with 6.

COLLEGE: Played both safety positions and cornerback during four-year career as a starter in the pass-oriented Western Athletic Conference ... Started every game at SS as a senior and earned All-WAC first-team honors while finishing second on team with 90 tackles (51 solo) ... Career totals included 264 tackles (135 solo), 6.5 sacks and 4 INT.

PERSONAL: Hometown is Bakersfield, Calif. ... Named football MVP and school Athlete of the Year while playing CB and TB at South HS in Bakersfield ... Also lettered two years in track ... Economics major at Fresno State ... Has looked to NFL Pro Bowl safeties Steve Atwater and Carrell Lake as role models for his football career.

CORY HALL'S STATISTICS

			Defense							Interceptions					Scoring				
YEAR	TEAM	G-S	TKL	AST	TOT	SKS-YDS	PD	FF	FR-YDS	NO	YDS	AVG	LG	TD	TD	INT	FR	S	PTS
1999	Cincinnati	15-12	36	13	49	0-0	3	0	0-0	1	0	0.0	0	0	—	—	—	—	—
2000	Cincinnati	16-6	36	5	41	4-32	2	0	0-0	1	12	12.0	12	0	—	—	—	—	—
CAREER		32-18	72	18	90	4-32	5	0	0-0	2	12	6.0	12	0	—	—	—	—	—


			Special Teams							Kickoff Returns					Punt Returns						
YEAR	TEAM		TKL	AST	TOT	FF	FR-YDS	BP	BFG	BXP	NO	YDS	AVG	LG	TD	NO	FC	YDS	AVG	LG	TD
1999	Cincinnati		6	0	6	0	1-0	0	0	0	—	—	—	—	—	—	—	—	—	—	—
CAREER			6	0	6	0	1-0	0	0	0	—	—	—	—	—	—	—	—	—	—	—

(continued)

HALL'S 2000 GAME-BY-GAME DEFENSIVE STATISTICS

OPPONENT	TKL	AST	TOT	SKS-YDS	INT-YDS	PD	FF	FR-YDS
—BYE—								
CLEVELAND	7	1	8	0-0	0-0	0	0	0-0
at Jacksonville	4	1	5	1-4	0-0	0	0	0-0
at Baltimore	5	0	5	0-0	0-0	0	0	0-0
MIAMI	2	0	2	0-0	0-0	0	0	0-0
TENNESSEE	6	2	8	0-0	0-0	0	0	0-0
at Pittsburgh	0	0	0	0-0	0-0	0	0	0-0
DENVER	0	0	0	0-0	0-0	0	0	0-0
at Cleveland	2	0	2	1-10	0-0	0	0	0-0
BALTIMORE	2	0	2	1-8	0-0	0	0	0-0
at Dallas	1	0	1	0-0	0-0	0	0	0-0
at New England	3	0	3	0-0	0-0	0	0	0-0
PITTSBURGH	1	0	1	1-10	0-0	0	0	0-0
ARIZONA	0	0	0	0-0	0-0	0	0	0-0
at Tennessee	2	1	3	0-0	0-0	0	0	0-0
JACKSONVILLE	0	0	0	0-0	0-0	1	0	0-0
at Philadelphia	1	0	1	0-0	1-12	1	0	0-0
TOTALS	36	5	41	4-32	1-12	2	0	0-0

CB



ARTRELL HAWKINS

Ht: 5-10 Wt: 190

College: Cincinnati

4th year in NFL

27

2000 Games-Starts: 16-6; Career Games-Starts: 46-35

Contract status as of 7-1-01: One-year contract for 2001

Acquired: D2 '98 (43rd overall)

Born: 11-24-75

Active, tough DB started six games at RCB and was a season-long standout on special teams ... Finished seventh on defense in tackles in both coaches stats (61) and press box stats (47) ... Led DBs in coaches' compilation of QB pressures (5) ... Led special teams in tackles (12) on press box stats and finished second in coaches' stats (15) ... Consistently strong run defender.

2000 PARTICIPATION: Started Games 1-4 at RCB before yielding spot to Rodney Heath ... Played as reserve in Games 5-14 ... Injuries opened the way for him to return to starting RCB role for Games 15-16.

2000 HIGHLIGHTS: Credited with 9 passes defended on both coaches' and press box stats, ranking second on team on coaches list and third on press box list ... Opened season Sept. 10 vs. Cleveland with 4 solo tackles (press box stats) and a pass defended ... Had 6 solos and a pass defended Sept. 17 at Jacksonville, and posted 2 PD with 4 solos Sept. 24 at Baltimore ... Led special teams with 3 tackles Oct. 15 at Pittsburgh, and also led with 3 special teams stops Nov. 19 at New England ... Had season-high 7 tackles (5 solo) in win Dec. 17 vs. Jacksonville, and forced a fumble against RB Fred Taylor in third quarter (Jaguars recovered) ... Recovered fumble by RB Chris Warren at Bengals 5-yard line in fourth quarter Dec. 24 at Philadelphia, returning 12 yards.

PREVIOUS SEASONS — 1998: Drafted by Bengals in second round (43rd overall) ... Started every game at RCB ... Led team in passes defended (17), tied Sam

Shade for interceptions lead (3) and tied for team lead in forced fumbles (2) ... Made his first NFL interception Nov. 15 at Minnesota, and snagged a second one in the same game, both against Pro Bowl selection Randall Cunningham, who began the day with only 3 INT all season ... Led team with 6 tackles and 3 passes defended at Minnesota ... Clinched Bengals victory Dec. 20 at Pittsburgh, intercepting Mike Tomczak pass at Bengals 18 with 0:17 remaining; had 3 passes defended and was voted the defensive Game Ball ... Made NFL debut Sept. 6 vs. Tennessee, with 3 tackles (2 solo) and a pass defended ... Sacked Eric Zeier for 9-yard loss in third quarter Sept. 27 at Baltimore, forcing a fumble (Ravens recovered) ... Had 7 tackles, tied for season-high, and 2 passes defended Oct. 18 at Tennessee ... Forced a fumble by Ed McCaffrey in second quarter Nov. 1 vs. Denver (Broncos recovered) ... Recovered Mark Brunell fumble, forced by Reinard Wilson, in second quarter Nov. 8 at Jacksonville, returning 25 yards to Jaguars 15 ... Tied season high with 7 solo tackles Nov. 9 vs. Jacksonville. **1999:** Ranked fourth on team in tackles (68) and third in solo tackles (61) ... Ranked second in passes defended (16) and tied for second in forced fumbles (2) ... Ranked fifth on defense in total snaps played (790 of 1059), despite missing two games and parts of two others due to injuries ... Opened season with team-leading 7 tackles Sept. 12 at Tennessee ... Forced 2 fumbles against RB Eddie George at Tennessee, the first recovered by Bengals' Steve Foley ... Led secondary Sept. 26 at Carolina with 5 tackles (4 solo), and recovered William Floyd fumble, setting up Cincinnati field goal ... Led CBs with 6 solo tackles Oct. 17 vs. Pittsburgh, the week

after being sidelined with mild concussion ... Led team in solo tackles (8) and had 2 passes defended Oct. 24 at Indianapolis ... Had 6 solo tackles Oct. 31 vs. Jacksonville before succumbing to right ankle and left shoulder sprains that would put him on inactive list for Nov. 7 Seattle and Nov. 14 Tennessee games ... Saw limited action Nov. 21 vs. Baltimore, and returned to starting role Nov. 28 at Pittsburgh as Bengals began 3-game winning streak ... Had 5 solo tackles and 2 passes defended at Pittsburgh ... Recorded 6 solos and 1 pass defended in victory Dec. 5 vs. San Francisco ... Led team with 3 passes defended and added 3 tackles (2 solo) in victory Dec. 12 vs. Cleveland ... Had season-high 4 passes defended Dec. 26 at Baltimore, including end zone breakup against Patrick Johnson; led team in passes defended for second straight week ... Led secondary with 7 solo tackles Jan. 2 at Jacksonville and had 1 pass defended.

COLLEGE: Came on strong in the second half of his senior season at UC and impressed scouts with his performances at the Senior Bowl and Indianapolis scouting combine ... Became eighth player in UC history to make Bengals regular-season roster, and was the earliest UC selection in the draft (43rd overall) since Alex Gordon was taken in the No. 42 spot by the N.Y. Jets in 1987 ... Had 46 tackles, 14 passes defended and 2 interceptions as a senior, helping lead Bearcats to their first bowl appearance since 1950 ... Had 4 solo tackles and 2 passes defended in UC's 35-19 Humanitarian Bowl victory over Utah State.

PERSONAL: Hometown is Johnstown, Pa. ... Attended the same high school (Bishop McCort) as QB John Stola, first player ever signed by Bengals ... Played RB as a prep senior and rushed for school-record 1487 yards and 26 TDs ... Business major at UC.

ARTRELL HAWKINS' STATISTICS

			Defense							Interceptions					Scoring				
YEAR	TEAM	G-S	TKL	AST	TOT	SKS-YDS	PD	FF	FR-YDS	NO	YDS	AVG	LG	TD	TD	Int	FR	S	PTS
1998	Cincinnati	16-16	65	5	70	1-9	17	2	1-25	3	21	7.0	12	0	—	—	—	—	—
1999	Cincinnati	14-13	61	7	68	0-0	16	2	1-0	0	0	—	—	0	—	—	—	—	—
2000	Cincinnati	16-6	43	4	47	0-0	9	1	1-12	0	0	—	—	0	—	—	—	—	—
CAREER		46-35	169	16	185	1-9	42	5	3-37	3	21	7.0	12	0	—	—	—	—	—

			Special Teams							Kickoff Returns					Punt Returns					
YEAR	TEAM	TKL	AST	TOT	FF	YDS	BP	BFG	BXP	NO	YDS	AVG	LG	TD	NO	FC	YDS	AVG	LG	TD
1998	Cincinnati	1	0	1	0	0-0	0	0	0	—	—	—	—	—	—	—	—	—	—	—
2000	Cincinnati	9	3	12	0	0-0	0	0	0	—	—	—	—	—	—	—	—	—	—	—
CAREER		10	3	13	0	0-0	0	0	0	—	—	—	—	—	—	—	—	—	—	—

HAWKINS' 2000 GAME-BY-GAME DEFENSIVE STATISTICS

OPPONENT	TKL	AST	TOT	SKS-YDS	INT-YDS	PD	FF	FR-YDS
—BYE—								
CLEVELAND	4	0	4	0-0	0-0	1	0	0-0
at Jacksonville	6	0	6	0-0	0-0	1	0	0-0
at Baltimore	4	0	4	0-0	0-0	2	0	0-0
MIAMI	4	0	4	0-0	0-0	0	0	0-0
TENNESSEE	3	0	3	0-0	0-0	0	0	0-0
at Pittsburgh	0	0	0	0-0	0-0	0	0	0-0
DENVER	1	1	2	0-0	0-0	1	0	0-0
at Cleveland	0	0	0	0-0	0-0	1	0	0-0
BALTIMORE	4	0	4	0-0	0-0	1	0	0-0
at Dallas	4	0	4	0-0	0-0	0	0	0-0
at New England	2	1	3	0-0	0-0	0	0	0-0
PITTSBURGH	3	0	3	0-0	0-0	0	0	0-0
ARIZONA	0	0	0	0-0	0-0	1	0	0-0
at Tennessee	3	0	3	0-0	0-0	1	0	0-0
JACKSONVILLE	5	2	7	0-0	0-0	0	1	0-0
at Philadelphia	0	0	0	0-0	0-0	0	0	1-12
TOTALS	43	4	47	0-0	0-0	9	1	1-12

WORST TO FIRST

Four times in their history, the Bengals have finished first in their division after finishing last the season before. The only other NFL franchise to make such a climb more than once (since 1967, when the league split into four divisions) is the Colts, who have done it three times.

The Bengals followed a cellar season with a division title in 1970, '81, '88 and '90.



RODNEY HEATH

Ht: 5-10 Wt: 177

College: Minnesota

3rd year in NFL

2000 Games-Starts: 13-9; Career Games-Starts: 29-18

Contract status as of 7-1-01: In first season of a three-year deal

Acquired: FA '99

Born: 10-29-74

22

A Cincinnati native who was two years out of college before getting his first NFL tryout, Heath has been a starter for most of his first two seasons ... Started nine straight games in 2000 before a shoulder injury sidelined him for the final three games ... Led team in passes defended in both coaches stats (16) and press box stats (12), displaying secondary's best ability to break to the ball ... One of the team's best-ever longshot roster stories ... Prior to being granted a 1999 tryout with Bengals, his only pro football experience since leaving college in '96 had come in the little-known Professional Indoor Football League.

2000 PARTICIPATION: Played as reserve CB in Games 1-4 ... Moved ahead of Artrell Hawkins to starting RCB for Games 5-13 ... Suffered shoulder separation in Game 13, Dec. 3 vs. Arizona, and placed Dec. 4 on Injured Reserve.

2000 HIGHLIGHTS: Ranked seventh on team in tackles in press box stats with 44 (40 solo) ... Had at least one pass defended in six consecutive games between Oct. 1 and Nov. 12, longest streak by a Bengal in 2000 ... Opened season Sept. 10 vs. Cleveland with 2 passes defended and 2 solo tackles (press box stats) ... Assumed starting RCB role Oct. 8 vs. Tennessee and contributed 3 solos, a pass defended and a fumble recovery ... Fumble recovery vs. Titans halted a scoring threat, as he recovered Eddie George fumble at the goal line for a first-quarter touchback ... On Oct. 15 at Pittsburgh, had 3 tackles (2 solo), a pass defended and 2 QB pressures ... Tied for second on the team with 7 solo tackles in victory Oct. 22 vs. Denver ... 5 solos and a pass defended in win Oct. 29 at Cleveland ... Posted season-high 8 tackles (all solo) in victory Dec. 3 vs. Arizona before suffering shoulder separation in fourth quarter ... Had one kickoff return for 22 yards Sept. 24 at Baltimore ... Ranked tied for fifth in special teams tackles with 6 (5 solo).

1999: Signed with Bengals as a free agent on Jan. 27 ... Earned roster spot in preseason ... Opened regular season as defensive reserve, but took over starting LCB position for Games 2-5 after season-ending injury to Charles Fisher ... Played as defensive reserve in Games

6-9, and returned to starting role at RCB for Games 10-11, subbing for injured Artrell Hawkins ... Returned to starting LCB for Games 12-14 ... Played as reserve in Games 15-16 as Tom Carter took LCB job ... Heath was a virtual one-man show in victory at Pittsburgh on Nov. 28, earning the coaches' defensive Game Ball with two INT, one for a 58-yard TD, and a game-sealing pass defended late in the fourth quarter ... Totaled 5 passes defended at Pittsburgh, most by any Bengal in a game all season, and led the defense at Steelers with 8 tackles (7 solo) ... Thrust into LCB role in his NFL debut, Sept. 12 at Tennessee, after injury sidelined starter Charles Fisher ... Responded with a forced fumble against WR Yancey Thigpen in second quarter (Bengals recovered), and intercepted Steve McNair pass in third quarter, with 5-yard return from Bengals 37 ... Made first start Sept. 19 vs. San Diego and had 6 solo tackles ... Had 2 passes defended in start at RCB on Nov. 14 vs. Tennessee, and recovered Eddie George fumble at Bengals 29 in fourth quarter ... Had 5 solos, a forced fumble and a pass defended in victory Dec. 5 vs. San Francisco ... Had 2 passes defended Dec. 12 vs. Cleveland, and recovered Ronnie Powell fumble at Browns 43 in third quarter while covering a kickoff.

1997-98: Played for Minnesota Monsters of the Professional Indoor Football League.

COLLEGE: Started every game at University of Minnesota as a junior and senior (1995-96), playing SS and CB and also returning punts ... Averaged 10.6 yards as a punt returner over his final two seasons ... Finished college career ranked first in school history with 52 punt returns and fifth on school's all-time interceptions list (9).

PERSONAL: Hometown is Cincinnati ... Attended Western Hills HS, where as a senior he was league football MVP, an all-state choice and *The Cincinnati Post* Defensive Player of the Year ... Lettered four years in baseball and football at Western Hills ... Holds bachelor's degree in sports studies from Minnesota ... Married (wife Kim) with a daughter, Autumn, 4 ... Full name is Rodney Larece Heath.

RILEY REIGNS SUPREME

In the Bengals record book, the most dominant lead in a major career category belongs to CB **Ken Riley**. His 65 interceptions nearly double the total (33) of second-place **Louis Breeden**.

RODNEY HEATH'S STATISTICS

			Defense						Interceptions					Scoring					
YEAR	TEAM	G-S	TKL	AST	TOT	SKS-YDS	PD	FF	FR-YDS	NO	YDS	AVG	LG	TD	TD	INT	FR	S	PTS
1997						DID NOT PLAY*				DID NOT PLAY*					DID NOT PLAY*				
1998						DID NOT PLAY*				DID NOT PLAY*					DID NOT PLAY*				
1999	Cincinnati	16-9	43	3	46	0-0	18	2	1-(-4)	3	72	24.0	58t	1	1	1	0	0	6
2000	Cincinnati	13-9	40	4	44	0-0	12	0	1-0	0	0	—	—	0	0	0	0	0	0
CAREER		29-18	83	7	90	0-0	30	2	2-(-4)	3	72	24.0	58t	1	1	1	0	0	6

		Special Teams								Kickoff Returns					Punt Returns					
YEAR	TEAM	TKL	AST	TOT	FF	FR-YDS	BP	BFG	BXP	NO	YDS	AVG	LG	TD	NO	FC	YDS	AVG	LG	TD
1999	Cincinnati	2	1	3	0	1-0	0	0	0	—	—	—	—	—	—	—	—	—	—	—
2000	Cincinnati	5	1	6	0	0-0	0	0	0	1	22	22.0	22	0	—	—	—	—	—	—
CAREER		7	2	9	0	1-0	0	0	0	1	22	22.0	22	0	—	—	—	—	—	—

HEATH'S 2000 GAME-BY-GAME DEFENSIVE STATISTICS

OPPONENT	TKL	AST	TOT	SKS-YDS	INT-YDS	PD	FF	FR-YDS
—BYE—								
CLEVELAND	2	0	2	0-0	0-0	2	0	0-0
at Jacksonville	1	0	1	0-0	0-0	0	0	0-0
at Baltimore	0	0	0	0-0	0-0	0	0	0-0
MIAMI	0	0	0	0-0	0-0	0	0	0-0
TENNESSEE	3	0	3	0-0	0-0	1	0	1-0
at Pittsburgh	2	1	3	0-0	0-0	1	0	0-0
DENVER	7	0	7	0-0	0-0	1	0	0-0
at Cleveland	5	0	5	0-0	0-0	1	0	0-0
BALTIMORE	1	1	2	0-0	0-0	2	0	0-0
at Dallas	4	1	5	0-0	0-0	1	0	0-0
at New England	4	1	5	0-0	0-0	0	0	0-0
PITTSBURGH	3	0	3	0-0	0-0	1	0	0-0
ARIZONA	6	0	6	0-0	0-0	2	0	0-0
at Tennessee				RESERVE / INJURED				
JACKSONVILLE				RESERVE / INJURED				
at Philadelphia				RESERVE / INJURED				
TOTALS	40	4	44	0-0	0-0	12	0	1-0

*NOTE: Heath was not with an NFL team in 1997 or '98. He played for Minnesota of the Professional Indoor Football League in 1997 and '98.

DE



KEVIN HENRY

Ht: 6-4 Wt: 285

College: Mississippi State

9th year in NFL

2000 Games-Starts: 15-15 (Pitt.); Career Games-Starts: 117-81

Contract status as of 7-1-01: In first season of a three-year deal

Acquired: UFA (Pitt.) '01

Born: 10-23-68

97

A mainstay on the line for Pittsburgh's highly-ranked defenses of recent years, Henry signed with Cincinnati on 4-11-01 as an unrestricted free agent ... Started 15 games at RDE last season for NFL's seventh-ranked defense ... Active, durable performer who also can play tackle ... Played under Bengals head coach Dick LeBeau on Pittsburgh's Super Bowl defense of 1995, as well as on the '96 LeBeau unit that ranked second in yards allowed and second in takeaways.

DICK LeBEAU ON HENRY: "He can run, he's never on the ground, and he's been extremely durable. He's a hard-nosed player who makes us a better defense."

2000 PARTICIPATION: Started for Pittsburgh at

RDE in Games 1-11 and 13-16 ... Missed Game 12, Nov. 26 at Bengals, due to groin injury (Sunday inactive) ... Had started 70 straight games (including four playoff games) prior to sitting out the Cincinnati game ... Missed all four preseason games while recovering from July 21 arthroscopic surgery on left knee ... Underwent arthroscopic surgery on left shoulder after the season, but was ready for Bengals' minicamp in May 2001.

2000 HIGHLIGHTS: Finished the year with 57 tackles (39 solos), second-most of his career, including 4 tackles for loss ... Had 5 passes defended and a fumble recovery ... Despite missing preseason schedule due to knee surgery, performed superbly in season opener Sept. 3 vs. Baltimore ... Steeler injuries forced him to fill in vs. Balti-

(Kevin Henry — cont'd)

more at NT, which he played for the first time in his career ... Logged 58 plays and finished with a career single-game high of 9 tackles (8 solo) ... Had 7 tackles (3 solo) and a pass defended Sept. 24 vs. Tennessee ... On Oct. 1 at Jacksonville, was part of defensive front that put constant pressure on Jaguars QB Mark Brunell ... Logged 35 plays and was credited with 2 tackles ... Had 6 tackles (5 solo) on Oct. 8 at N.Y. Jets and recovered a fumble caused by Joey Porter ... Had 2 tackles Oct. 15 vs. Bengals ... Had 6 tackles, including 2 for no gain, on Nov. 5 at Tennessee ... Saw limited action Nov. 12 vs. Philadelphia due to groin injury ... Came back Nov. 19 vs. Jacksonville to log 47 snaps with 3 tackles, but groin injury forced him to sit out Nov. 26 at Bengals ... Returned to action with 4 tackles (2 solo) and a pass defended Dec. 3 vs. Oakland.

PREVIOUS SEASONS — 1993: Drafted by Pittsburgh in fourth round (108th overall) ... Played in 12 of last 14 games, including 1 start ... Finished with 7 tackles, 1 sack, 1 INT and 1 blocked pass ... Was inactive for first two games and played in third contest before making first NFL start Sept. 27 at Atlanta at RDE ... Registered 1 solo tackle at Falcons and caught tipped pass batted by Gerald Williams for an interception that set up field goal ... Played extensively in dime defense making 2 tackles Nov. 28 at Houston ... Registered first sack Dec. 26 at Seattle ... Was inactive Jan. 2 vs. Cleveland and in playoffs at Kansas City. **1994:** Played his first full season for Steelers and made five starts at RDE ... Finished with 17 tackles (12 solos), 1 pass defended, 1 fumble recovery and 10 quarterback pressures ... Started Games 3-8 in place of injured Ray Seals (thumb) ... Collected 4 tackles Sept. 25 at Seattle in first start of season ... Contributed 3 tackles and recovered fumble forced by Kevin Greene on Sept. 18 vs. Indianapolis to help seal 31-21 win. **1995:** Played 17 games for Pittsburgh, including all three playoff games, as Steelers advanced to Super Bowl XXX vs. Dallas ... Had 2 solo tackles in AFC Championship game on 1-14-96 vs. Indianapolis ... Started Games 8-12 at LDE as Brentson Buckner moved to fill a roster hole at NT ... Had first sack Oct. 29 vs. Jacksonville and logged another sack Dec. 3 vs. Houston. **1996:** Played 14 games with 12 starts for NFL's second-ranked defense, including starts in both postseason games ... Registered 23 tackles, 1.5 sacks, 1 forced fumble and had 1 fumble recovery ... Credited with 8 stops at or behind line of scrimmage and 8 quarterback pressures ... Was lone defensive lineman in Steelers "31" defensive scheme ... Named starting RE for injured Ray Seals in season opener Sept. 1 at Jacksonville and recorded season-high 6 tackles (3 solo), along with a sack and a forced fumble against QB Mark Brunell ... Followed with 5 tackles (3 solo) Sept. 8 vs. Baltimore ... Suffered foot injury Oct. 7 at Kansas City and was placed on inactive list for Games 6-9 ... Returned to action in reserve role Nov. 10 at Cincinnati and had 2 tackles ... Returned to starting lineup Nov. 25 at Miami ... Recovered Sean Salisbury fumble Dec. 8 vs. San Diego to set up field goal, and also had 4 tackles vs. Chargers ... Had 4 tackles in postseason action against Indianapolis and New England. **1997:** Started every game for Steelers for the first time in his career ... His 18 starts included two in postseason ... Led all defensive linemen with 51 tackles, including 35 solo stops ... Also tied for

team lead with 4.5 sacks for 27 yards ... Collected his second career interception in one of the most incredible plays of the season in the Dec. 13 New England contest ... Stepped in front of a New England receiver to pick off a Drew Bledsoe pass with just over 2:00 to play and raced 36 yards to the Patriots 18, setting up tying TD in game Pittsburgh eventually won 24-21 in overtime ... Credited with a season-high 6 total tackles on Oct. 12 vs. Indianapolis and on Nov. 16 vs. Bengals ... Had season-high 5 solo tackles on Nov. 3 at Kansas City, on Dec. 21 at Tennessee and in AFC Championship on 1-11-98 vs. Denver ... Had season-high 4 tackles at or behind the line of scrimmage on Nov. 23 at Philadelphia ... Credited with 23 quarterback pressures, including 5 in the two postseason contests ... Had a single-game high of 4 quarterback pressures Oct. 12 vs. Indianapolis. **1998:** Started every game for Steelers despite playing on a sore ankle during the latter portion of the season ... Finished with a career-high 62 tackles, including 44 solos ... His 4 sacks ranked second on the team behind Jason Gildon's 11 ... Had 6 tackles (4 solo) in season opener Sept. 6 at Baltimore ... Had 6 tackles (4 solo) Sept. 13 vs. Chicago, and credited with a half-sack ... Played every defensive snap Sept. 27 vs. Seattle and had a sack, a forced fumble and 3 total tackles ... Had 4 tackles while playing every down Oct. 1 at Bengals ... Played one of his best games Oct. 18 vs. Baltimore, registering 4 tackles (3 solo) and 2 passes defended ... His tipped pass vs. Baltimore was intercepted by Dewayne Washington in third quarter ... Had 5 tackles (3 solo) and a pass defended Nov. 22 vs. Jacksonville ... Shared a sack Nov. 26 at Detroit ... Had 7 tackles (5 solo) Dec. 16 vs. New England, including a 13-yard sack and a tackle for a 4-yard loss ... Played on sore ankle Dec. 13 at Tampa Bay but logged 4 tackles (3 solo) and a QB pressure ... Had 6 tackles (5 solo) Dec. 20 vs. Bengals, including a 7-yard sack and a QB pressure. **1999:** Finished the season with 43 tackles (35 solo) ... Also registered 7.5 tackles for losses, 1 sack and 1 pass defended ... Credited with 11 quarterback pressures ... Came off the bench in Steelers' three-end rotating system in the season-opener Sept. 12 at Cleveland, finishing with 2 tackles and 1 QB pressure ... Earned his first start of the season Oct. 3 vs. Jacksonville and finished with 3 solo tackles and 2 QB pressures ... Had 2 solos and 1 QB pressure Oct. 17 at Bengals ... Had 4 tackles in Monday Night game Oct. 25 vs. Atlanta, and added 1 QB pressure ... 4 tackles and 1 pressure Nov. 17 at San Francisco ... Had 2 solos Nov. 28 vs. Bengals ... Had his first sack of the season Dec. 12 vs. Baltimore and totaled 3 tackles.

COLLEGE: Two-year starter for Mississippi State ... Finished senior campaign with 66 tackles, 3 sacks, 1 interception and 3 forced fumbles ... Recorded 47 tackles and 2 sacks as junior ... Played in every game as sophomore, registering 6 sacks and 13 tackles ... Sat out 1989 season to meet NCAA eligibility after redshirting in '88.

PERSONAL: Hometown is Mound Bayou, Miss. ... Played DE and TE at John F. Kennedy High in Mound Bayou ... Also earned three basketball letters, averaging double figures in points and rebounds ... Majored in sociology at Mississippi State ... Full name is Kevin Lerell Henry ... First name is pronounced "KEE-vin."

KEVIN HENRY'S STATISTICS

YEAR	TEAM	G-S	Defense						Interceptions					Scoring				
			TKL	AST	TOT	SKS-YDS	PD	FF	FR-YDS	NO	YDS	AVG	LG	TD	TD	IntRt	FRRI	S PTS
1993	Pittsburgh	12-1	4	3	7	1-7	2	0	0-0	1	10	10.0	10	0	—	—	—	—
1994	Pittsburgh	16-5	12	5	17	0-0	1	0	1-0	0	0	—	—	0	—	—	—	—
1995	Pittsburgh	14-5	12	3	15	2-4	0	0	0-0	0	0	—	—	0	—	—	—	—
1996	Pittsburgh	12-10	13	10	23	1.5-9	1	1	1-4	0	0	—	—	0	—	—	—	—
1997	Pittsburgh	16-16	35	16	51	4.5-27	9	0	2-0	1	36	36.0	36	0	—	—	—	—
1998	Pittsburgh	16-16	44	18	62	4-26	3	1	0-0	0	0	—	—	0	—	—	—	—
1999	Pittsburgh	16-13	35	8	43	1-2	1	0	0-0	0	0	—	—	0	—	—	—	—
2000	Pittsburgh	15-15	39	18	57	0-0	3	0	1-0	0	0	—	—	0	—	—	—	—
CAREER		117-81	194	81	275	14-75	20	2	5-4	2	46	23.0	36	0	—	—	—	—

— HENRY'S 2000 GAME-BY-GAME DEFENSIVE STATISTICS (FOR PITTSBURGH) —

OPPONENT	TKL	AST	TOT	SKS-YDS	INT-YDS	PD	FF	FR-YDS
BALTIMORE	8	1	9	0-0	0-0	0	0	0-0
—BYE—								
at Cleveland	3	0	3	0-0	0-0	0	0	0-0
TENNESSEE	3	4	7	0-0	0-0	0	0	0-0
at Jacksonville	2	0	2	0-0	0-0	0	0	0-0
at N.Y. Jets	5	1	6	0-0	0-0	0	0	1-0
CINCINNATI	0	2	2	0-0	0-0	0	0	0-0
CLEVELAND	2	1	3	0-0	0-0	0	0	0-0
at Baltimore	3	1	4	0-0	0-0	1	0	0-0
at Tennessee	5	1	6	0-0	0-0	0	0	0-0
PHILADELPHIA	0	0	0	0-0	0-0	0	0	0-0
JACKSONVILLE	2	1	3	0-0	0-0	0	0	0-0
at Cincinnati				INACTIVE				
OAKLAND	2	2	4	0-0	0-0	1	0	0-0
at N.Y. Giants	1	2	3	0-0	0-0	0	0	0-0
WASHINGTON	2	1	3	0-0	0-0	0	0	0-0
at San Diego	1	1	2	0-0	0-0	1	0	0-0
TOTALS	39	18	57	0-0	0-0	3	0	1-0

— POSTSEASON —

YEAR	TEAM	G-S	Defense						Interceptions					Scoring				
			TKL	AST	TOT	SKS-YDS	PD	FF	FR-YDS	NO	YDS	AVG	LG	TD	TD	IntRt	FRRI	S PTS
1993	Pittsburgh	0-0				DID NOT PLAY*												
1994	Pittsburgh	2-0	0	1	1	0-0	0	0	0-0	—	—	—	—	—	—	—	—	—
1995	Pittsburgh	3-0	2	0	2	0-0	0	0	0-0	—	—	—	—	—	—	—	—	—
1996	Pittsburgh	2-2	1	3	4	0-0	0	0	0-0	—	—	—	—	—	—	—	—	—
1997	Pittsburgh	2-2	4	2	6	0-0	0	0	0-0	—	—	—	—	—	—	—	—	—
CAREER		9-4	7	6	13	0-0	0	0	0-0	—	—	—	—	—	—	—	—	—

* NOTE: Henry was inactive for Pittsburgh's lone postseason game in 1993.

BENGALS PRONUNCIATION GUIDE

JoJuan Armour — jo-WANN
Marco Battaglia — buh-TAG-lee-uh

Rich Braham — BRAY-um

Louie Cioffi — CHO-fee

Canute Curtis — kuh-MOOT

Mike Doughty — DOW-lee

Jason Gavadza — guh-VODD-zuh

Clif Groce — gross

Brock Gutierrez — goo-TAIR-ez

Kevin Henry — KEE-vin

T.J. Houshmandzadeh — hussh (rhymes w/
push)-mahn-ZAH-duh

Riall Johnson — REE-all

Tim Krumrie — KRUM-rye

Jevon Langford — juh-VONN

Dick LeBeau — luh-BO

Victor Leyva — LAY-vuh

Steve Mooshagian — moo-SHAIG-ee-un

Dave Puloka — Puh-LO-kuh

Scott Rehberg — RAY-berg

Roger Roesler — RACE-lerr

Kamal Shakir — kuh-MAL (rhymes with pal)
shuh-KEER

Akili Smith — uh-KEE-lee

Armegis Spearman — ar-MEE-giss (hard g)

Takeo Spikes — tuh-KEE-oh

Frank Verducci — vur-DOO-chee

Reinard Wilson — ruh-NARD



Ht: 6-6 Wt: 300

College: Eastern Kentucky

14th year in NFL

2000 Games-Starts: 8-5; Career Games-Starts: 192-166

Contract status as of 7-1-01: In first season of a two-year deal

Acquired: FA '00

Born: 1-4-65

Cincinnati native returns for his second Bengals season ... This will be his 14th NFL season, most of any player on Bengals roster ... Played his first 10 seasons with Pittsburgh and played two with San Diego ... Opened 2000 season in backup role, but contested Rod Jones for starting LT job as season progressed ... Bengals posted 3-2 record in Jackson's five starts ... Key figure in a mostly young locker room, lending maturity and leadership ... Declined unrestricted free agent status to sign two-year Bengals contract on 1-25-01 ... Started all 13 of Pittsburgh's postseason games from 1989-97, including Super Bowl XXX against Dallas and three AFC Championship games ... Has been named alternate to Pro Bowl twice (1994, '96).

2000 RECAP: Signed with Cincinnati as free agent on July 23 ... Saw significant action in second half of season opener, Sept. 10 vs. Cleveland, replacing Rod Jones at LT ... Active but DNP in Games 2 and 4-5, and played briefly in Game 3 ... Replaced Jones at LT in fourth quarter of Game 6, Oct. 15 at Pittsburgh, and promoted to starting LT for Game 7, Oct. 22 vs. Denver ... Graded "outstanding" (92%) in coaches' film review of Denver game, playing all but one offensive snap as Bengals claimed first victory of season with NFL-record 278-yard rushing game by HB Corey Dillon ... Bengals also set team record vs. Denver with 407 rushing yards ... Started at LT in victory Oct. 29 at Cleveland, but was sidelined in second quarter with hamstring pull ... On inactive list Nov. 5 vs. Baltimore ... Returned to starting LT role for Game 10, Nov. 12 at Dallas, but sidelined in second quarter with aggravation of hamstring injury ... Inactive for Games 11-12, and active but DNP for Games 13-14 ... Returned to starting LT for final two games, Dec. 17 vs. Jacksonville and Dec. 24 at Philadelphia ... Cited in coaches' reports for solid work vs. DE Tony Brackens in victory over Jacksonville, handling assignments one-on-one with no double-team help ... High marks for performance at Philadelphia against Pro Bowl DE Hugh Douglas.

PREVIOUS SEASONS — 1988: Drafted in 10th round by Pittsburgh (252nd overall) ... Selected with extra choice obtained from Tampa Bay for defensive back Rick Woods ... Played in all 16 games as rookie, primarily on special teams. **1989:** Played in 14 games for Steelers, starting last 12 at LT ... Inactive for first two games with ankle injury suffered in preseason. **1990:** Started all 16 games for first time in career ... Was one of three Steelers offensive linemen to start all 16 games. **1991:** Started all 16 games for second straight year at LT. **1992:** Started 13 games for Steelers, extending streak of consecutive starts

to 49 ... Started first five games before splitting time with Justin Strzelczyk for three weeks in midseason ... Returned to starting lineup for final eight games in addition to postseason ... In playoffs vs. Buffalo on 1-9-93, left game in fourth quarter after suffering spinal cord contusion in lower back. **1993:** Started all 16 Steelers games at LT for third time in four seasons ... Extended games played streak to 78 ... Earned Game Ball along with rest of offensive line vs. San Diego Oct. 10 after ending Leslie O'Neal's sack streak at eight games ... Held NFL sacks co-leader Renaldo Turnbull sackless vs. New Orleans Oct. 17 ... Held Bruce Smith without sack vs. Buffalo Nov. 15 ... Started and played entire playoff game at Kansas City on 1-8-94. **1994:** Started all 16 games and both Steelers playoff contests at LT ... Key component of offensive line which paved way for NFL rushing title. **1995:** Played 11 games for Pittsburgh and made nine starts at LT ... Selected to *USA Today* All-Pro team ... Started first three games before being placed on inactive list with knee injury in Week 4 ... Started next three weeks ... Had surgery to repair right knee Oct. 24 ... Returned to practice Nov. 20 ... Saw action in Game 12 at Cleveland on Nov. 26 ... Played majority of second half at LT vs. Houston Dec. 3 ... Returned to starting LT spot at Oakland Dec. 10 ... Started remainder of season ... Started all three playoff games, including Super Bowl XXX against Dallas on 1-28-96 ... Pittsburgh's offensive line held opponents to 24 sacks as team set record with 592 pass attempts ... Line allowed one sack per 24.7 pass attempts. **1996:** Started all 16 regular-season games and both Pittsburgh playoff games — vs. Indianapolis on 12-29-96 and at New England on 1-5-97 ... Voted alternate to Pro Bowl ... Named second team All-Pro by *Football Digest* and second team All-AFC by *United Press International* ... Made 100th career start vs. Buffalo Sept. 16 ... Part of line that blocked for Jerome Bettis, AFC's second-leading rusher ... Helped Bettis to what was then his best season of his career (1431 yards) ... Line allowed just one sack every 21.7 pass attempts. **1997:** Started all 16 regular-season contests and both playoff games for Pittsburgh ... Part of offensive unit which featured 1000-yard rusher (Jerome Bettis, 1665), 1000-yard receiver (Yancey Thigpen, 1398) and 3000-yard passer (Kordell Stewart, 3020) for just second time in team history ... Jackson also helped pave way as Steelers captured their third NFL rushing title since 1970 ... Steelers led NFL with 154 rushing first downs and tied for third in the league with 326 total first downs ... Pittsburgh also finished number one in NFL for fewest sacks allowed (20). **1998:** Signed six-year contract with San Diego on Feb. 18 as unrestricted free agent ... Started all 16 games at LT in first season with Chargers ... Extended streak of con-

YEAR TEAM	G-S	NO	YDS	AVG	LG	TD	ATT	YDS	AVG	LG	TD	TD	TD-R	TD-P	TD-R	2-P	PTS
1999 Pittsburgh	6-0	2	23	11.5	18	0	—	—	—	—	—	—	—	—	—	—	—
2000 Pittsburgh	4-0	0	0	0	—	0	—	—	—	—	—	—	—	—	—	—	—
N.Y. Jets	1-0	0	0	0	—	0	—	—	—	—	—	—	—	—	—	—	—
PITT. TOTALS	10-0	2	23	11.5	18	0	—	—	—	—	—	—	—	—	—	—	—
NY TOTALS	1-0	0	0	0	—	0	—	—	—	—	—	—	—	—	—	—	—
CAREER	11-0	2	23	11.5	18	0	—	—	—	—	—	—	—	—	—	—	—

MALCOLM JOHNSON'S STATISTICS

PERSONAL: Hometown is Washington, D.C.... Lettered in football and track at Gonzaga College Prep High School.... Played both ways in football as a senior and was named *Superprep* Mid-Atlantic Defensive Player of the Year.... Holds degree in marketing from Notre Dame.... Full name is Malcolm Alexander Johnson.

COLLEGE: Three-year starter at Notre Dame.... Finished career ranked seventh on school's career receptions list (100).... Led team with 43 catches and 696 yards as a senior in 1998.... Scored a TD in six straight games as a winner, breaking mark previously held by Heisman Trophy winner Tim Brown.... Caught 42 for 597 yards as a junior.

SCORING

2000 RECAP: Opened season with Pittsburgh.... Played in Games 1-2, 6 and 8, and was inactive for Games 3-5, 7 and 9-11.... Waived Nov. 20, and acquired Nov. 21 by N.Y. Jets on waivers.... Inactive for Jets on Nov. 26 vs. Chicago, and played on Dec. 3 vs. Indianapolis.... Waived by Jets on Dec. 5, and signed Dec. 6 to Jets practice squad.... Signed Dec. 26 to Jets off-season roster.

1999: Drafted by Pittsburgh in fifth round (16th overall).... Signed July 12.... Saw action in the season's

HT: 6-5 **WT:** 215
College: Notre Dame
3rd year in NFL
2000 Games-Starts: 5-0 (4-0 Pitt., 1-0 NYJ), **Career Games-Starts:** 11-0
Contract status as of 7-1-01: One-year contract for 2001
Acquired: W (NYJ) '01
Born: 8-27-77



JOHN JACKSON'S STATISTICS

GAMES-STARTS (192-166 Total, 153-130 Pitt., 31-31 S.D., 8-5 Cin.), **1988** (16-0 Pitt.), **1989** (14-12 Pitt.), **1990** (16-16 Pitt.), **1991** (16-16 Pitt.), **1992** (16-13 Pitt.), **1993** (16-16 Pitt.), **1994** (16-16 Pitt.), **1995** (17-9 Pitt.), **1996** (16-16 Pitt.), **1997** (16-16 Pitt.), **1998** (16-16 S.D.), **1999** (15-15 S.D.), **2000** (8-5 Cin.).

POSTSEASON GAMES-STARTS (13-13), **1989** (2-2 Pitt.), **1992** (1-1 Pitt.), **1993** (1-1 Pitt.), **1994** (2-2 Pitt.), **1995** (3-3 Pitt.), **1996** (2-2 Pitt.), **1997** (2-2 Pitt.).

PERSONAL: Born in Okinawa Kwe, Japan.... Attended Woodward High School in Cincinnati.... Helped fund new sports facility at his alma mater, Eastern Kentucky University.... John and wife Joan have two sons, Josh (born 10-2-88) and Jordan (8-6-92).... In February, 1998, John and Joan started the John and Joan Jackson Foundation (based in Cincinnati), which supports Boys

COLLEGE: Three-year starter at Eastern Kentucky.... Served as team's co-captain as senior and earned All-Ohio Valley Conference honors.... Graduated in 1991 with degree in police administration and minor in physical education.

1999: Started 15 of 15 games played at LT for Chargers.... Only contest Jackson missed was Game 4 at Detroit Oct. 10 due to back injury.... Returned to starting lineup Game 5 vs. Seattle Oct. 17.

1998: Started 14 fewer sacks in 1998 (37) than in 1997 (51) and rushed for six more touchdowns (11 in 1998, five in 1997). With Jackson at LT, Chargers allowed 48....



CURTIS KEATON

Ht: 5-10 Wt: 219

College: James Madison

2nd year in NFL

29

2000 Games-Starts: 6-0, Career Games-Starts: 6-0

Contract status as of 7-1-01: In second season of a three-year deal

Acquired: D4 00 (97th overall)

Born: 10-18-76

Explosive runner with superb initial burst, Keaton looks to crack Bengals RB rotation in his second NFL season ... Got his NFL feet wet in 2000 as a rookie from Division I-AA college ranks, but his chances to blossom were hampered by late-season ankle sprain ... Has been clocked at 4.37 in the 40-yard dash.

2000 RECAP: Drafted by Cincinnati in fourth round (97th overall) ... Signed June 23 ... Played in three of four preseason games, with 27 rushing yards on 8 carries, 2 pass receptions for 11 yards and 5 kickoff returns for 28.4 average ... Missed Aug. 19 preseason game vs. Chicago due to shoulder strain ... On weekly inactive list for Games 1-5 of regular season ... Made NFL debut in Game 6, Oct. 15 at Pittsburgh with 3 rushes for 12 yards ... Also played in Games 7-9 ... Longest of his 6 kickoff returns on the season was 25 yards Nov. 5 at Baltimore ... Inactive for Game 10, and played on special teams only Nov. 19 at New England with 1 kickoff return for 16 yards ... Suffered right ankle sprain in first half at New England, and was inactive for Games 12-15 ... Returned to action in season finale Dec. 24 at Philadelphia with 1 KOR for 11 yards.

COLLEGE: Played at West Virginia in 1995 and 1997, missing 1996 due to illness (see next item) ... Transferred to James Madison University for 1998 season and led team with 1064 rushing yards and 10 TDs while starting final eight games ... As a senior in 1999, set JMU records

with 1719 rushing yards, 314 carries and 20 rushing TDs ... Capped senior year by being named his team's outstanding player in Blue-Gray All-Star Classic (14 carries for 104 yards and 1 TD) ... Also set JMU annual marks as a senior with 126 points scored, 21 total TDs (one on a pass reception) and 2024 all-purpose yards ... An All-America selection by SportsPage.com, and a finalist for the Walter Payton Award, given annually to the top player in Division I-AA ... Played in seven games for West Virginia as a freshman in 1995 and played in 12 games with one start for Mountaineers in 1997.

ONE BIG COMEBACK: Keaton survived a life-threatening attack of meningitis as a West Virginia sophomore in 1996. He missed the entire '96 season and lost his status as WVU's feature runner, coming back in '97 as a backup to Mountaineer star Amos Zereoue. Wishing to relocate as a No. 1 runner, Keaton transferred to James Madison, whose Division I-AA status allowed him to play in '98. He would have had to sit out '98 had he transferred to another Division I-A school.

PERSONAL: Hometown is Columbus, Ohio ... Football, wrestling and track standout at Beechcroft HS ... Second team all-state in football as a senior ... Team captain and offensive MVP as a senior ... Lettered twice in track, and had a 76-19 record as a wrestler ... Kinesiology major at James Madison ... Full name is Curtis Isaiah Keaton.

CURTIS KEATON'S STATISTICS

		Rushing						Receiving					Scoring					
YEAR	TEAM	G-S	ATT	YDS	AVG	LG	TD	NO	YDS	AVG	LG	TD	TD	TD-R	TD-P	TD-RI	2-PIC	PTS
2000	Cincinnati	6-0	6	24	4.0	8	0	—	—	—	—	—	—	—	—	—	—	—
CAREER		6-0	6	24	4.0	8	0	—	—	—	—	—	—	—	—	—	—	—

		Special Teams							Kickoff Returns					Punt Returns						
YEAR	TEAM	TKL	AST	TOT	FF	FR-YDS	BP	BFG	BXP	NO	YDS	AVG	LG	TD	NO	FC	YDS	AVG	LG	TD
2000	Cincinnati	—	—	—	—	—	—	—	—	6	100	16.7	25	0	—	—	—	—	—	—
CAREER		—	—	—	—	—	—	—	—	6	100	16.7	25	0	—	—	—	—	—	—

THIS RECORD HOLDS THE RECORD

The oldest season record in Bengals history, and the only one still standing from the Nippert Stadium years, is QB **Greg Cook's** average of 9.41 yards gained per passing attempt in 1969. The only other average of more than nine yards was 9.21 by **Boomer Esiason** in 1988.



Ht: 6-2 **Wt:** 217
College: Central Washington
5th year in NFL

2000 Games-Starts: 15-12 (Sea.); **Career Games-Starts:** 39-33
Contract status as of 7-1-01: In first season of a four-year deal
Acquired: UFA (Sea.) '01
Born: 9-21-72

3

PLAYERS

Kitna signed with Bengals as an unrestricted free agent on 3-8-01, ending a three-year stint during which he was Seattle's most successful leader ... From 1998-2000, Seahawks went 17-15 with Kitna as starter and were 6-10 when others started ... Led team to AFC West title in 1999 and started in Seahawks' only playoff game of the decade ... Named AFC Offensive Player of the Week for his performance in victory last season at Jacksonville ... Had previously earned a Player of the Week nod in 1998, and was named AFC Offensive Player of the Month in October of 1999 ... Has 49 TD passes in 33 career starts, average of 1.5 per game ... Familiar with the offense of Bengals coordinator Bob Bratkowski, as he worked under Bratkowski for three years (1996-98) in Seattle.

A LEADER BEATS THE ODDS: Kitna is a true-to-life longshot story, having earned his place in the NFL from humble beginnings in 1996 as an undrafted free agent from the NAIA ranks at Central Washington. "I like the fact that Jon started out as an unknown player and turned himself into a playoff caliber quarterback," says Bengals head coach Dick LeBeau. "His intangibles, in terms of leadership and the like, were the strongest of any (free agent) quarterback we spoke to."

2000 PARTICIPATION: Started Games 1-5 ... Replaced as starter by Damon Huard for Games 6-8, but replaced injured Huard in Game 8, Oct. 22 at Oakland, and went on to start seven of final eight games ... Only missed start in season's second half was Nov. 26 vs. Denver, when Huard started, and Kitna replaced him in that game when Huard suffered a bruised kidney in second quarter.

2000 HIGHLIGHTS: Seahawks went 6-6 in his 12 starts and 0-4 in other games ... Led Seahawks to 4-3 record in his final seven games as the starter ... Posted career-high completion percentage of 62.0 for the season, hitting on 259 of 418 attempts for 2658 yards, 18 TDs and 19 INT ... Struggled with only 1 TD pass and 6 INT in the first two games, but rebounded with 17 TDs and 13 INT the rest of the way ... Completed 22 of 29 (75.9%) for 193 yards with 1 TD and 1 INT in leading Seattle's first win on Sept. 17 vs. New Orleans ... Connected with Darrell Jackson for 68-yard TD pass and had no INT as Hawks evened record at 2-2 with victory Sept. 24 at San Diego ... Lost starting role after Game 5, but returned to start Game 9, Oct. 29 vs. Kansas City, as Huard sat out with concussion ... Got a 2-7 club back on winning track and headed toward a 4-3 finish when he led a 17-15 victory Nov. 5 vs. San Diego, throwing for 2 TDs and 1 INT ... Led another win Nov. 12 at Jacksonville, passing for 3 TDs and no INT while completing 22 of 33

for 231 yards ... Had TD passes at Jacksonville of 15 yards to Sean Dawkins, 8 yards to Derrick Mayes and 4 yards for winning TD to Ricky Watters with 2:01 left in fourth quarter ... Completed 25 of 34 passes for 252 yards in leading 30-10 victory Dec. 3 at Atlanta; hit season-long 71-yard pass to Darrell Jackson ... Had season highs in completions (26) and yards (298) while throwing for 3 TDs and 3 INT in 31-24 loss Dec. 10 at Denver ... Engineered 27-24 victory over eventual AFC West winner Oakland Dec. 16 at Seattle ... Led 50-yard drive in final minutes for winning TD vs. Raiders, connecting with Darrell Jackson for 9-yard TD pass with 0:28 left ... Also had a 13-yard TD pass to Mack Strong vs. Oakland.

KITNA ON THE OFFENSE: "I've worked in this system, and knowing it helps a lot. I've learned in my time as a starter that I don't have to try to win games by myself. I'll get the ball in the hands of the right people, meaning Corey Dillon, Peter Warrick, Darnay Scott ... I'm getting paid to get them the ball where they can make plays."

PREVIOUS SEASONS — 1996: Originally signed by Seattle as an undrafted free agent on April 25 ... Waived on Aug. 19 and signed Aug. 20 to Seahawks practice squad, where he spent the entire season. **1997:** Opened the year with Barcelona Dragons of the World League. Named MVP in World Bowl league title game, completing 23 of 31 for 401 yards and 2 TDs in victory over Rhein Fire. Was runner-up for league MVP honors after leading league in passes (317), completions (171), yards (2448), and TDs (22) in 10 games. Added 334 rushing yards and three scores to set rushing mark for quarterbacks ... Rejoined Seahawks for the NFL season ... Played in his first three NFL games, and had a memorable first start on Dec. 14 at Oakland, replacing injured Warren Moon. Led the second-biggest comeback in franchise history as Seahawks rallied from a 21-3 deficit for 22-21 win. Completed 23 of 37 passes for 283 yards with 1 TD and 2 INT. In the second half at Oakland, completed 16 of 22 for 147 yards and guided a 14-play, 52-yard drive for the game-winning field goal with 2:20 left. Had a 61-yard pass at Oakland to Mike Pritchard ... Prior to Oakland game, had seen action for only three plays, all Sept. 21 at Indianapolis, making him the second-most inexperienced quarterback starter in franchise history ... Played the fourth quarter Dec. 21 vs. San Francisco and scored his first career TD on a 2-yard run ... Led all NFL quarterbacks in the preseason with a 125.3 rating by completing 42 of 51 (82.4%) passes for 420 yards, 5 touchdowns and 1 interception. **1998:** Started the final five games for Seahawks after being the deactivated third QB in 10 of the first 11 games ... Led Seattle to 3-2 record over the five games and earned his team's Un-

sung Hero award from NFL Players Association ... First start of season and second of his career was Nov. 29 vs. Tennessee, and he responded with an effort that earned him AFC Offensive Player of Week honors. Passed for career-high 298 yards (a mark he has since tied) and tossed TD passes of 7 yards to Joey Galloway and 59 yards to James McKnight, with 1 INT. Led a fourth-quarter drive for clinching field goal in 20-18 win. Completed 24 of 39 passes ... Completed 17 of 24 for 278-2-2 in a 32-31 loss Dec. 6 at N.Y. Jets; threw a 70-yard TD pass to Galloway in first quarter and followed that three minutes later with a 57-yard TD pass to Galloway ... Led 38-17 victory Dec. 13 vs. San Diego, passing for 140-1-3 while also rushing for a 2-yard TD ... Rallied Seahawks to 17 fourth-quarter points in 27-23 win Dec. 20 vs. Indianapolis; had a 3-yard TD pass to Galloway, fifth scoring connection for the duo in five games ... Ended the season by passing for 242 yards in 28-21 loss Dec. 27 at Denver, with 1 TD and 1 INT.

1999: Started 15 games as Seahawks won AFC West with 9-7 record and reached playoffs for first time since 1988 ... Started the only Seahawks playoff game in the 1990s on 1-9-00 vs. Miami, passing 14 for 30 for 162-1-2 in 20-17 loss ... In the regular season, completed 270 of 495 passes for 3346 yards with career-best ratio of TDs (23) to INT (16) ... His TD total ranked third in the AFC and his yardage was fifth in the conference ... Named AFC Offensive Player of Month for October, after guiding team to a 3-1

record with 7 TD passes against 2 INT ... Victories in October included a 276-2-0 passing performance in win Oct. 24 vs. Buffalo, and a 2-touchdown passing game in 27-7 Monday Night Football win at Green Bay ... Tossed TD passes to seven different players on the season, including 9 TDs to WR Derrick Mayes ... Did not play Sept. 19 at Chicago, due to sprained toe suffered in season opener Sept. 12 vs. Detroit.

COLLEGE: First-team NAIA All-America choice as a senior at Central Washington University (Ellensburg, Wash.) ... Started 14 games and led Wildcats to the NAIA Championship game, completing 364 of 576 passes for 4616 yards with 42 TDs and 14 INT ... Finished his career completing 911 of 1550 passes (58.8%) for 12,353 yards, 99 TDs and 59 INT in 43 games ... Had 17 games over 300 yards ... Threw for nearly twice as many TDs (93) as INT (47) over his last three seasons.

PERSONAL: Hometown is Tacoma, Wash. ... Football, basketball, and baseball letterman at Lincoln High School in Tacoma ... Graduated from Central Washington with a degree in math education ... Married (wife Jennifer), with a son, Jordan (born 10-30-97), and a daughter, Jada (11-18-98) ... Appeared in a public service announcement promoting responsible parenthood in 1998 ... Started a Christian-based ministry at Remann Hall in Tacoma, recruiting teammates to join him in spending time with the teenagers at the center.

JON KITNA'S STATISTICS

		Passing											
YEAR	TEAM	G-S	ATT	CMP	PCT	YDS	YDS/ATT	TD	TD%	INT	INT%	LG	SKD-YDS
1996	Seattle	0-0	DID NOT PLAY*										
1997	Seattle	3-1	45	31	68.9	371	8.24	1	2.2	2	4.4	61	3-10
1998	Seattle	6-5	172	98	57.0	1177	6.84	7	4.1	8	4.7	70	11-72
1999	Seattle	15-15	495	270	54.5	3346	6.76	23	4.6	16	3.2	51	32-198
2000	Seattle	15-12	418	259	62.0	2659	6.36	18	4.3	19	4.5	71	33-166
CAREER		39-33	1130	658	58.2	7552	6.68	49	4.3	45	4.0	71	79-446
													76.3

		Rushing					Receiving					Scoring			
YEAR	TEAM	ATT	YDS	AVG	LG	TD	NO	YDS	AVG	LG	TD	TD-R	TD-P	TD-R	2PIC
1996	Seattle	DID NOT PLAY*					DID NOT PLAY*					DID NOT PLAY*			
1997	Seattle	10	9	0.9	8	1	—	—	—	—	—	1	1	0	0
1998	Seattle	20	67	3.4	21	1	—	—	—	—	—	1	1	0	0
1999	Seattle	35	56	1.6	10	0	—	—	—	—	—	0	0	0	0
2000	Seattle	48	127	2.6	13	1	—	—	—	—	—	1	1	0	0
CAREER		113	259	2.3	21	3	—	—	—	—	—	3	3	0	0
															18

* NOTE: Kitna was on the practice squad for 16 games with Seattle in 1996.

KITNA'S SINGLE-GAME HIGHS

PASSING — Attempts: 45 at NYJ 1-2-00 (for Sea.); Completions: 26 (twice); most recently at Den. 12-10-00 (for Sea.); Yards: 298 (twice); most recently at Den. 12-10-00 (for Sea.); Touchdowns: 3 (3 times); most recently at Den. 12-10-00 (for Sea.); Interceptions: 5 vs. TB. 11-28-99 (for Sea.); Long: 71 (to Darrell Jackson) at Atl. 12-3-00 (for Sea.).

RUSHING — Attempts: 7 (3 times); most recently at Den. 12-10-00 (for Sea.); Yards: 27 at Den. 12-10-00 (for Sea.); Touchdowns: 1 (3 times); most recently vs. Buff. 12-23-00 (for Sea.); Long: 21 at NYJ 12-6-98 (for Sea.).

POSTSEASON

		Passing											
YEAR	TEAM	G-S	ATT	CMP	PCT	YDS	YDS/ATT	TD	TD%	INT	INT%	LG	SKD-YDS
1999	Seattle	1-1	30	14	46.7	162	5.4	1	3.3	2	6.7	22	6-32
CAREER		1-1	30	14	46.7	162	5.4	1	3.3	2	6.7	22	6-32
													46.8

POSTSEASON RUSHING STATISTICS: 1 att. for 1 yd. in 1999.

— KITNA'S CAREER GAME-BY-GAME PASSING —

OPPONENT	ATT	CMP	YDS	TKD-YDS	TD	LG	INT
1997 (For Seattle)							
N.Y. JETS			DID NOT PLAY				
DENVER			DID NOT PLAY				
at Indianapolis	0	0	0	0-0	0	—	0
SAN DIEGO			DID NOT PLAY				
at Kansas City			DID NOT PLAY				
TENNESSEE			DID NOT PLAY				
at St. Louis			DID NOT PLAY				
OAKLAND			DID NOT PLAY				
at Denver			DID NOT PLAY				
at San Diego			DID NOT PLAY				
at New Orleans			DID NOT PLAY				
KANSAS CITY			DID NOT PLAY				
ATLANTA			DID NOT PLAY				
at Baltimore			DID NOT PLAY				
at Oakland	37	23	283	2-5	1	51	2
SAN FRANCISCO	8	8	88	1-5	0	19	0
1998 (For Seattle)							
at Philadelphia			DID NOT PLAY				
ARIZONA			DID NOT PLAY				
WASHINGTON			DID NOT PLAY				
at Pittsburgh			DID NOT PLAY				
at Kansas City	12	3	42	0-0	0	16	1
DENVER			DID NOT PLAY				
at San Diego			DID NOT PLAY				
OAKLAND			DID NOT PLAY				
KANSAS CITY			DID NOT PLAY				
at Oakland			DID NOT PLAY				
at Dallas			DID NOT PLAY				
TENNESSEE	39	24	298	1-2	2	59-T	1
at N.Y. Jets	24	17	278	1-7	2	70-T	2
SAN DIEGO	31	16	140	2-10	1	15	3
INDIANAPOLIS	29	16	177	4-27	1	22	0
at Denver	37	22	242	3-26	1	24	1

OPPONENT	ATT	CMP	YDS	TKD-YDS	TD	LG	INT
1999 (For Seattle)							
DETROIT	30	20	202	6-28	2	26-T	0
at Chicago			DID NOT PLAY				
at Pittsburgh	29	18	265	1-14	0	510	
OAKLAND	30	15	213	2-12	2	29-T	1
at San Diego	29	17	151	3-11	1	25	1
BUFFALO	30	17	276	1-1	2	43-T	0
at Green Bay	19	12	109	2-19	2	21	0
CINCINNATI	24	14	202	2-15	3	32	2
DENVER	31	16	235	1-5	2	39	1
at Kansas City	33	14	235	0-0	2	45-T	1
TAMPA BAY	44	19	197	3-27	0	34	5
at Oakland	39	22	245	1-11	2	31-T	2
SAN DIEGO	40	25	285	3-14	1	48	1
at Denver	42	22	278	3-28	2	36-T	0
KANSAS CITY	30	18	216	3-9	2	20-T	0
at N.Y. Jets	45	21	237	1-4	0	32	2
2000 (For Seattle)							
at Miami	15	6	54	1-0	0	14	4
ST. LOUIS	31	20	245	3-8	1	34-T	2
NEW ORLEANS	29	22	193	4-24	1	25	1
at San Diego	21	11	196	5-35	1	68-T	0
at Kansas City	28	17	140	5-37	1	23	1
at Carolina			DID NOT PLAY				
INDIANAPOLIS	6	5	57	1-4	0	18	0
at Oakland	18	11	85	1-1	0	14	0
KANSAS CITY	42	26	224	3-16	2	17	3
SAN DIEGO	19	11	85	1-7	2	18	1
at Jacksonville	33	22	231	1-1	3	30	0
DENVER	42	20	226	0-0	1	59	2
at Atlanta	34	25	252	0-0	1	71	0
at Denver	41	26	298	0-0	3	37	3
OAKLAND	30	19	177	3-24	2	21	1
BUFFALO	29	18	195	5-9	0	45	1
CAREER	1130	658	7,552	79-446	49	71	45

PLAYERS

DE



JEVON LANGFORD

Ht: 6-3 Wt: 270

College: Oklahoma State

6th year in NFL

2000 Games-Starts: 11-3; Career Games-Starts: 63-14

Contract status as of 7-1-01: In final season of a two-year deal

Acquired: D4 '96 (108th overall)

Born: 2-16-74

94

Fifth-year Bengals veteran spent most of last season in a reserve role, but had a productive finish as injuries opened the way for him to start the final three games ... Opened 1999 campaign as starting RDE, but suffered midseason knee injury that sidelined him for three weeks and limited him upon his return ... Consistently cited by coaches for his "high-motor" effort ... Can also play DT in nickel situations.

2000 RECAP: Became an unrestricted free agent following 1999 season, but signed a two-year Bengals contract on April 29 ... On inactive list for Games 1-2 and 10-12 ... Played as reserve in Games 3-9 and 12 ... Started at RE in Games 14-16, taking over Michael Bankston's spot after Bankston switched to LE to replace injured Vaughn Booker ... Strong at point of attack with 3 solo tackles in victory Oct. 22 vs. Denver ... Credited in coaches' reports for solid goal-line play in victory Oct. 29 at Cleveland ...

Made first start of season Dec. 10 at Tennessee and finished second on line with 5 tackles (3 solo) ... Posted 4 solos as starter in victory Dec. 17 vs. Jacksonville ... Closed the year with start Dec. 24 at Philadelphia and led the line with 5 tackles (all solo)

PREVIOUS SEASONS — 1996: Drafted by Bengals in fourth round (108th overall) ... Signed Aug. 5 ... Played in 12 games with three starts at RDE ... Made first NFL start Nov. 24 vs. Atlanta, and set up Bengals TD drive with superb athletic effort, intercepting his own deflected pass against Bobby Hebert in first quarter ... Also had 3-yard sack against Hebert in Falcons game while leading line with 7 total tackles ... Led line with 7 tackles (4 solo) and added 2 QB pressures while playing as reserve Dec. 8 vs. Baltimore ... Returned to starting lineup Dec. 15 at Houston, and recovered Chris Chandler fumble to halt Oilers drive at Bengals 15 just before halftime; had 4 tack-

ies (2 solo) at Oilers ... Had 3-yard sack against Jim Harbaugh in starting role Dec. 22 vs. Indianapolis ... Made NFL playing debut Sept. 1 at St. Louis with 3 solos and 1 tackle for loss in just nine snaps ... Inactive due to shoulder injury for Games 9-10. **1997:** Played in 14 games (no starts) ... Had 14-yard sack, Bengals' longest sack of season, against Kelly Holcomb to end Colts' final possession in Bengals victory Nov. 9 at Indianapolis ... Also had 1 additional solo tackle at Indianapolis ... Had 3 tackles (1 solo) and a pass defended Oct. 19 vs. Pittsburgh ... Had 3 tackles (2 solo) Oct. 26 at N.Y. Giants ... Played season-high 35 defensive snaps in victory Dec. 14 vs. Dallas. **1998:** Played 14 games with one start ... Led defensive line with 4 tackles (1 solo) in victory Sept. 13 at Detroit ... Had 3 assists in win Oct. 11 vs. Pittsburgh, and teamed with LB Reinard Wilson for 10-yard sack on Kordell Stewart in first quarter, forcing Steeler punt ... Had 3 solo tackles as starter in four-linemen front on Oct. 25 at Oakland ... Had season-high 5 solos Dec. 27 vs. Tampa Bay, tying for line lead in solos. **1999:** Started Games 1-2 and 4-8 at RDE ... Inactive for Game 3, Sept. 26 at Carolina, due to illness ... Suffered left knee sprain in Game 8, Oct. 31 vs. Jacksonville, and was on inactive list for Games 9-11 ... Returned to action in reserve DE role for Games 12-

16 ... Had 3 solo tackles Sept. 19 vs. San Diego ... Posted season-high 5 tackles (4 solo), tying for line lead, on Oct. 3 vs. St. Louis ... Had 2 tackles (1 solo) in victory Oct. 10 at Cleveland ... 4 tackles (3 solo) on Oct. 17 vs. Pittsburgh ... Made 2 solos Oct. 31 vs. Jacksonville before being sidelined with left knee sprain ... Returned to action in victory Nov. 28 at Pittsburgh and had 2 solo tackles and a pass defended ... Had 2 solos Dec. 26 at Baltimore.

COLLEGE: Played 11 games and started 10 as an OSU senior, despite competing with a broken hand with screw inserted ... Impressed scouts with stellar performance in Hula Bowl ... Had biggest statistical season as a junior, starting every game and leading team with 8.5 sacks for 57 yards ... Started final nine games as a sophomore and registered sacks against future NFL quarterbacks Gus Frerotte and Kordell Stewart.

PERSONAL: Hometown is Washington, D.C. ... Attended Bishop Carroll HS, where he earned honorable mention on *USA Today* All-America team ... Off-season residence is Kingston, Jamaica ... Business major at Oklahoma State ... Married (wife Pamela) with a daughter, Devon, 3, and a son, Rauk, 2 ... Pursuing an off-season career as a professional boxer; scored first-round KO's in his first 2 bouts ... Hobbies include raising Rottweilers.

JEVON LANGFORD'S STATISTICS

YEAR	TEAM	G-S	Defense						Interceptions					Scoring				
			TKL	AST	TOT	SKS-YDS	PD	FF	FR-YDS	NO	YDS	AVG	LG	TD	TD	Int	FRR	S
1996	Cincinnati	12-3	20	4	24	2-6	1	0	1-0	1	0	0.0	0	0	—	—	—	—
1997	Cincinnati	14-0	9	5	14	1-14	1	0	0-0	0	0	—	—	0	—	—	—	—
1998	Cincinnati	14-1	17	7	24	0.5-5	0	0	0-0	0	0	—	—	0	—	—	—	—
1999	Cincinnati	12-7	19	6	25	0-0	1	0	0-0	0	0	—	—	0	—	—	—	—
2000	Cincinnati	11-3	19	3	22	0-0	2	0	0-0	0	0	—	—	0	—	—	—	—
CAREER		63-14	84	25	109	3.5-25	5	0	1-0	1	0	0.0	0	0	—	—	—	—

		Special Teams							Kickoff Returns					Punt Returns						
		FR-																		
YEAR	TEAM	TKL	AST	TOT	FF	YDS	BP	BFG	BXP	NO	YDS	AVG	LG	TD	NO	FC	YDS	AVG	LG	TD
1996	Cincinnati	1	0	1	0	0-0	0	0	0	—	—	—	—	—	—	—	—	—	—	—
CAREER		1	0	1	0	0-0	0	0	0	—	—	—	—	—	—	—	—	—	—	—

— LANGFORD'S 2000 GAME-BY-GAME DEFENSIVE STATISTICS —

OPPONENT	TKL	AST	TOT	SKS-YDS	INT-YDS	PD	FF	FR-YDS
—BYE—								
CLEVELAND				INACTIVE				
at Jacksonville				INACTIVE				
at Baltimore	1	1	2	0-0	0-0	1	0	0-0
MIAMI	2	0	2	0-0	0-0	0	0	0-0
TENNESSEE	0	0	0	0-0	0-0	0	0	0-0
at Pittsburgh	1	0	1	0-0	0-0	1	0	0-0
DENVER	3	0	3	0-0	0-0	0	0	0-0
at Cleveland	0	0	0	0-0	0-0	0	0	0-0
BALTIMORE	0	0	0	0-0	0-0	0	0	0-0
at Dallas				INACTIVE				
at New England				INACTIVE				
PITTSBURGH				INACTIVE				
ARIZONA	0	0	0	0-0	0-0	0	0	0-0
at Tennessee	3	2	5	0-0	0-0	0	0	0-0
JACKSONVILLE	4	0	4	0-0	0-0	0	0	0-0
at Philadelphia	5	0	5	0-0	0-0	0	0	0-0
TOTALS	19	3	22	0-0	0-0	2	0	0-0



Ht: 6-0 Wt: 193
College: Miami (Fla.)
5th year in NFL

34

2000 Games-Starts: 16-0; **Career Games-Starts:** 44-4
Contract status as of 7-1-01: In final season of a two-year deal
Acquired: D4 '97 (111th overall)
Born: 11-21-74

Enjoyed a solid 2000 season in backup FS role while serving as team's primary kickoff returner for third straight year ... Did not match KOR stats from his 1999 Pro Bowl season, but took over all-time franchise lead in KOR yards (3583) and total returns (146) ... Ranked fifth on club in special teams snaps (218), and his forced fumble on special teams was a key play in win Dec. 17 vs. Jacksonville.

2000 PARTICIPATION: Played 16 games for the first time in his NFL career.

MORE ON MACK'S RECORDS: Mack's 3583 career KO return yards are tops in Bengals history by 831 yards over Stanford Jennings (2752). Mack's 146 total returns are tops by 10 over Jennings (136). Mack's KOR average of 27.1 yards in 1999 is a team single-season record, but his dip to 20.7 yards per return in 2000 dropped him into second place for career KOR average. Lemar Parrish has reclaimed that title with a 24.7 average, while Mack is now at 24.5. Mack continues to hold Bengals records for most KOR yards in a season (1382 in 1999) and KOR yards in a game (212 vs. Denver on Nov. 1, 1998).

2000 HIGHLIGHTS: Had 2 solo tackles in season opener Sept. 10 vs. Cleveland, and his 4 KO returns for 124 yards included a season-best 50-yarder to the Browns' 48-yard line in second quarter ... Raised his career KO return yardage total to 2753 with 4-for-82 performance Sept. 17 at Jacksonville, passing Stanford Jennings (2752) into Bengals all-time lead ... Had 2 tackles, 1 special teams tackle and a 36-yard KOR Oct. 8 vs. Tennessee ... Averaged 26.8 yards on 4 KO returns Nov. 5 vs. Baltimore, including a 49-yarder, and added a tackle on defense and a pass defended ... With his first KO return Dec. 10 at Tennessee, raised career total to 137, passing Stanford Jennings (136) into Bengals all-time lead ... On Dec. 17 vs. Jacksonville, forced a late fourth-quarter fumble by Jaguars KO returner Shyrone Stith, and Canute Curtis recovered for Cincinnati at the Jaguars 34, setting up drive for game-winning field goal that broke a 14-14 tie.

PREVIOUS SEASONS — 1997: Entered draft after junior season at Miami, and selected by Bengals in fourth round (111th overall) ... Signed June 5 ... Started first three preseason games at SS, but diagnosed Aug. 18 with small cartilage tear in right knee, and underwent arthroscopic surgery Aug. 20 ... Missed final preseason game, but returned to start at SS in Games 1-4 of regular season ... Had 3 tackles (2 solo) in NFL debut Aug. 31 vs. Arizona; played despite having undergone arthroscopic knee surgery Aug. 20 and missing preseason finale ... Tied for team lead with 9 tackles Sept. 7 at Baltimore ... Had 29-yard INT return Sept. 21 at Denver, picking off John Elway pass 3 yards

deep in end zone and returning to Bengals' 26; game was scoreless at the time, and Bengals responded with 74-yard TD drive ... Had 6 tackles Sept. 28 vs. Jets, but suffered badly bruised and sprained left foot ... On weekly inactive list for Games 5-9 ... Placed on Reserve/Non-Football Illness list on Nov. 5, while undergoing evaluation under NFL guidelines for alcohol-related violations ... Granted roster exemption to return to practice on Nov. 26 ... Reinstated from Reserve/NFI to the 53-player roster on Dec. 1 ... On weekly inactive list for Games 14-16 ... Did not return kicks in rookie season. **1998:** Set Bengals records for kickoff return average and total KOR yards (both since broken) before his season was ended after 12 games by legal action stemming from alcohol-related violations ... Played in Games 1-12 ... Removed from Bengals roster Dec. 3 to the Exempt/Left Squad list, and returned to Bengals roster on 6-7-99 ... Averaged 25.9 yards on his 45 KO returns, breaking Bengals record of 25.4 set by Willie Shelby in 1976 ... Ranked fourth in AFC and seventh in NFL for season in KOR average ... Totaled 1165 KOR yards, second-most in AFC ... Tied with Ravens' Pat Johnson for AFC's longest KO return of season — Mack with a 97-yard TD in third quarter Sept. 27 at Baltimore ... Had three other returns of 50-plus yards, gaining 51 in second quarter Sept. 20 vs. Green Bay, 54 yards in first quarter Oct. 25 at Oakland and 61 yards in fourth quarter Nov. 1 vs. Denver ... The 61-yarder vs. Denver put the Bengals on Broncos' 32-yard line with 48 seconds left, but Denver's defense held on for 33-26 victory ... Mack had 212 KOR yards vs. Denver (on 7 returns), breaking Bengals record of 201 established by Eric Bieniemy on 10-26-97 at N.Y. Giants ... Finished third on club for the season with 216 special teams snaps ... Made a key clearing block during Damon Gibson's 65-yard punt return for TD in victory Sept. 13 vs. Detroit. **1999:** Won AFC's kickoff return title with an average of 27.1 yards, first Bengal to lead the conference in the category ... Became first Bengal voted to Pro Bowl as kick return specialist ... His 27.1-yard average set a Bengals season record, breaking the mark of 25.9 yards he had established the year before ... Won two coaches' Game Balls for special teams play and produced the first Bengals blocked kick since 1995 ... Had a 99-yard TD return, second-longest KOR in Bengals history, on Nov. 14 vs. Tennessee ... Mack's 72-yard return Dec. 5 vs. S.F. was a key play in 44-30 victory, setting up a Bengals TD after 49ers had closed a 27-10 deficit to 30-24 in the third quarter ... Also had 2 special teams tackles vs. 49ers, and was voted coaches' special teams Game Ball ... His 55-yard KOR in Dec. 12 victory vs. Cleveland led to Bengals TD late in first half ... Mack had his fourth return of 50 or more yards on the season when he broke for 51 on Dec. 26 at Baltimore ... Finished third in NFL in kickoff returns behind Tony Horne of St. Louis (29.7) and Jason Tucker of Dallas (27.9), but

(Tremain Mack — cont'd)

Mack carried his average over significantly more returns, with 51 on the season compared to 30 for Horne and 22 for Tucker ... Blocked 37-yard FG attempt by Matt Vanderjagt in third quarter Oct. 24 at Indianapolis, first blocked FG by Bengals since John Copeland on 11-26-95 ... Had season-high 3 solo tackles on defense Dec. 12 vs. Cleveland ... Had season-high 3 tackles on special teams Oct. 10 at Cleveland, earning coaches' special teams Game Ball ... In Pro Bowl on 2-6-00, had 2 KO returns for 65 yards and 1 PR for 26 yards ... Sideline during second quarter of Pro Bowl with fractured navicular bone in left wrist but was cleared for action at 2000 training camp ... Played in final 12 games of regular season ... Missed Games 1-4 while placed on Reserve/Commissioner's Suspension list ... Suspension was due to legal action stemming from alcohol-related violations.

COLLEGE: Was widely regarded as one of college

football's hardest hitters, carrying on Miami tradition established by future NFL standout safeties such as Fred Marion, Bennie Blades and Darryl Williams ... All-Big-East first-team selection at strong safety following '96 campaign, and was named the conference's special teams Player of the Year ... Set UM record in '96 with 514 yards on kickoff returns, and did it on just 13 attempts, averaging 39.5 yards ... Chosen as conference Player of the Week four times in '96 ... Keyed 31-0 win over Virginia in '96 Carquest Bowl with TDs on 42-yard interception return and 79-yard fumble return ... Blocked 6 punts and 3 FGs over his final two seasons, and deflected two other kicks.

PERSONAL: Hometown is Tyler, Texas ... Three-time All-East Texas selection at Tyler's Chapel Hill HS, where he played DB and tailback ... Rushed for 1267 yards and 22 TDs as a prep senior ... Liberal arts major at Miami ... Hobbies include fishing and poetry ... Nephew of Phillip Epps, Green Bay WR from 1982-88.

TREMAIN MACK'S STATISTICS

YEAR TEAM	G-S	Defense							Interceptions					Scoring				
		TKL	AST	TOT	SKS-YDS	PD	FF	FR-YDS	NO	YDS	AVG	LG	TD	TD	Int/RT	FR/RT	S	PTS
1997 Cincinnati	4-4	14	4	18	0-0	1	0	0-0	1	29	29.0	29	0	0	0	0	0	0
1998 Cincinnati	12-0	2	0	2	0-0	0	0	0-0	0	0	—	—	0	*1	0	0	0	6
1999 Cincinnati	12-0	9	2	11	0-0	1	0	0-0	0	0	—	—	0	*1	0	0	0	6
2000 Cincinnati	16-0	12	6	18	0-0	2	0	0-0	0	0	—	—	0	0	0	0	0	0
CAREER	44-4	37	12	49	0-0	4	0	0-0	1	29	29.0	29	0	*2	0	0	0	12

* — TDs scored on kickoff returns (see below).

		Special Teams							Kickoff Returns					Punt Returns						
YEAR	TEAM	FR-																		
		TKL	AST	TOT	FF	YDS	BP	BFG	BXP	NO	YDS	AVG	LG	TD	NO	FC	YDS	AVG	LG	TD
1998	Cincinnati	2	0	2	0	0-0	0	0	0	45	1165	25.9	97	1	—	—	—	—	—	—
1999	Cincinnati	5	0	7	0	0-0	0	1	0	51	1382	27.1	99	1	—	—	—	—	—	—
2000	Cincinnati	4	1	5	1	0-0	0	0	0	50	1036	20.7	50	0	—	—	—	—	—	—
CAREER		11	1	12	1	0-0	0	1	0	146	3583	24.5	99	2	—	—	—	—	—	—

— MACK'S SINGLE-GAME HIGHS —

KICKOFF RETURNS — Returns: 7 (twice); most recently at Sea. 11-7-99; **Yards:** 212 vs. Den. 11-1-98; **Long:** 99 vs. Tenn. 11-14-99 (TD); **Touchdowns:** 1 (twice); most recently vs. Tenn. 11-14-99 (99 yards).

— MACK'S 2000 GAME-BY-GAME STATISTICS —

OPPONENT	Defense								Kickoff Returns				
	TKL	AST	TOT	SKS-YDS	INT-YDS	PD	FF	FR-YDS	NO	YDS	AVG	LG	TD
—BYE—													
CLEVELAND	2	0	2	0-0	0-0	0	0	0-0	4	124	31.0	50	0
at Jacksonville	0	1	1	0-0	0-0	0	0	0-0	4	82	20.5	28	0
at Baltimore	0	2	2	0-0	0-0	0	0	0-0	2	40	20.0	22	0
MIAMI	1	0	1	0-0	0-0	0	0	0-0	4	70	17.5	28	0
TENNESSEE	2	0	2	0-0	0-0	0	0	0-0	1	36	36.0	36	0
at Pittsburgh	1	0	1	0-0	0-0	0	0	0-0	2	42	21.0	29	0
DENVER	0	0	0	0-0	0-0	1	0	0-0	3	71	23.7	29	0
at Cleveland	1	0	1	0-0	0-0	0	0	0-0	1	17	17.0	17	0
BALTIMORE	1	0	1	0-0	0-0	1	0	0-0	4	107	26.8	49	0
at Dallas	1	0	1	0-0	0-0	0	0	0-0	5	102	20.4	24	0
at New England	0	2	2	0-0	0-0	0	0	0-0	3	57	19.0	25	0
PITTSBURGH	0	0	0	0-0	0-0	0	0	0-0	5	73	14.6	20	0
ARIZONA	1	0	1	0-0	0-0	0	0	0-0	2	26	13.0	14	0
at Tennessee	0	1	1	0-0	0-0	0	0	0-0	5	103	20.6	22	0
JACKSONVILLE	1	0	1	0-0	0-0	0	0	0-0	1	11	11.0	11	0
at Philadelphia	1	0	1	0-0	0-0	0	0	0-0	4	75	18.8	23	0
TOTALS	12	6	18	0-0	0-0	2	0	0-0	50	1036	20.7	50	0



TONY MCGEE

Ht: 6-4 Wt: 248
College: Michigan
9th year in NFL

82

2000 Games-Starts: 14-14; **Career Games-Starts:** 125-125
Contract status as of 7-1-01: In third season of a four-year deal
Acquired: D2 '93 (37th overall)
Born: 4-21-71

McGee finished second on the team last season in receptions (26) and receiving yards (309), and played key role as a blocker in Bengals' rise to No. 2 finish in NFL rushing (144.6 yards per game) ... Cited in particular for his blocking in Corey Dillon's NFL-record performance of 278 yards vs. Denver ... McGee's season ended on a down note, however, as ankle injury sidelined him for the final two games, ending his team-long streak of 117 consecutive starts ... Expected to be ready for full participation in 2001 training camp ... Has played his entire career for Cincinnati.

2000 PARTICIPATION: Started Games 1-14, but suffered left ankle fracture Dec. 10 at Tennessee when tackled after a 9-yard reception in second quarter ... Placed on Injured Reserve list Dec. 14, halting the club's longest streak (at the time) of consecutive Bengals starts (117) ... McGee's only missed game had been Nov. 14, 1993 vs. Houston, when he was out with a lower back strain. He has started 125 of a possible 126 games since joining the Bengals in 1993 as a second-round draft choice.

MOVING UP: McGee enters the 2001 season with 285 career receptions, eighth on the Bengals' all-time list. With 34 more catches, he would move into the No. 5 spot, passing James Brooks (297), Bob Trumpy (298) and Rodney Holman (318). McGee started last season in 11th place with 259 catches and went on to pass Dan Ross (263) and Tim McGee (282). Tony McGee opened the 2000 season in ninth place on the club's receiving yards list, and remained in ninth at the season's end although he raised his total to 3647. Rodney Holman is in eighth place at 4329.

MORE 2000 HIGHLIGHTS: Had 34-yard catch, his second-longest of season, in opener Sept. 10 vs. Cleveland ... Posted season-highs in receptions (6) and yards (74) on Oct. 1 vs. Miami, including 3 catches for first downs ... Credited in coaches' reports for "outstanding" blocking at point of attack and on backside as Bengals rushed for team-record 407 yards Oct. 22 vs. Denver, with HB Corey Dillon gaining league-record 278 yards ... Had 25-yard catch vs. Denver on field-goal drive ... Season-long 39-yard catch vs. Baltimore also was team's long gain of game ... Both of McGee's 2 catches for 26 yards Nov. 19 at New England came during two-minute drill on FG drive at end of first half ... Caught 3 passes for 23 yards, including 2-yard TD from Scott Mitchell, in victory Dec. 3 vs. Arizona ... Played 75 of 78 offensive snaps vs. Arizona and was a key blocker as Bengals rushed for 292 yards, third-most in club history.

PREVIOUS SEASONS — 1993: Drafted by Bengals in second round (37th overall) ... 44 catches were the most by a Bengals tight end since 1989, and his 525 yards the most by a Cincinnati TE since 1990 ... Named to three NFL All-Rookie teams ... Caught 7 passes for 102 yards Sept. 26 vs. Seattle, and keyed Bengals' victory over Rams Dec. 19 with 6 for 90 yards ... Missed one game, Nov. 14 vs. Houston, with lower back contusion ... Led Bengals TEs with 111 special teams plays. **1994:** Best overall receiving day (5-70) came Nov. 20 vs. Indianapolis ... Also had five catches Sept. 18 vs. New England and Nov. 27 at Denver ... Scored first NFL touchdown Dec. 24 vs. Philadelphia, with an eight-yard catch from Jeff Blake ... Had career-long receiving gain (54 yards) Dec. 18 at Arizona ... Allowed only three pressures and no sacks in 124 pass protection situations ... Flagged for only two penalties all season, and coaches considered one of those an incorrect call. **1995:** His 55 receptions and 754 yards were the second-most in Bengals history by a TE, topped only by Dan Ross (71-910) in 1981 ... Finished third in yards and fourth in catches among TEs leaguewide ... Second on Bengals to Carl Pickens in receptions ... Yards-per-catch average of 13.7 was tops among the top four TEs in receptions leaguewide ... Named as TE on *Sports Illustrated's* mid-season All-Pro team, chosen by a poll of NFL personnel directors ... Scored 4 TDs, after totaling just 1 in first two seasons ... Had career-high 118 yards Sept. 3 at Indianapolis (on 6 catches); also had season-long 41-yard reception in that game ... Career-high 8 catches Sept. 24 vs. Houston (for 109 yards) included 1-yard TD catch ... Scored 2 TDs against Pittsburgh, 12-yarder Oct. 19 at Steelers and 20-yarder Nov. 19 vs. Steelers ... TD catch of 5 yards Dec. 24 vs. Minnesota tied game at 24-24 in fourth quarter; Bengals went on to win, 27-24. **1996:** Capped season with 8 catches (tied for career high) and 93 yards (season high) on Dec. 22 vs. Indianapolis; caught 9-yard TD pass from Jeff Blake that broke 24-24 tie in Bengals' 31-24 victory over Colts ... Caught 1-yard TD pass from Blake for deciding score as Bengals rallied to win in fourth quarter Dec. 8 vs. Baltimore ... Scored on 12-yard pass from Erik Wilhelm in 4th quarter Sept. 8 at San Diego ... Had 5-yard TD reception from Blake for game's first score Oct. 20 at San Francisco ... Sidelined in fourth quarter Nov. 3 at Baltimore with mild concussion, but returned to start the following week. **1997:** Led club with 6 receiving TDs, and tied for third in TD catches among NFL tight ends ... One of seven Bengals to start every game ... Finished third on team in receptions (34) and receiving yards (414) ... Solid year as blocker for Bengals' ninth-ranked rushing game ... Had first 2-TD game of his career in victory Nov. 9 at India-

napolis, making tough catch from Jeff Blake for 15-yard score in first quarter and grabbing 5-yarder from Boomer Esiason midway through fourth quarter to put Bengals on top 28-10 ... Was held to 1 catch the following week against Pittsburgh, but came back to score in each of the next three games, giving him 5 TDs in 5 weeks ... Total of 6 TDs for season was his career high ... Caught 9-yard TD from Esiason in first quarter of victory Nov. 23 vs. Jacksonville, putting Bengals ahead 14-0 ... Also had 9-yard TD catch from Esiason in fourth quarter Nov. 30 at Philadelphia ... Scored on 1-yard pass from Esiason in first quarter Dec. 4 vs. Tennessee, giving Bengals 14-0 lead ... First TD of season came Sept. 21 at Denver, on 7-yard pass from Blake for game's first score ... Season-long catch was 37 yards Oct. 5 at Jacksonville, longest play of 72-yard TD drive in third quarter ... Had season-high 71 receiving yards Sept. 7 at Baltimore ... Season high for receptions was 4, Sept. 7 at Baltimore and Nov. 2 vs. San Diego ... Capped Bengals' winning TD drive in fourth quarter Aug. 31 vs. Arizona with 2-point conversion catch on pass from Blake ... Graded by coaches with only 2 dropped passes all season, and none in last 12 games. **1998:** Had 2 catches for 53 yards in victory Sept. 13 at Detroit, including 38-yarder to Lions 18 in third quarter to help set up TD that tied score at 21-21 ... Ranked second among "skill position" players in total snaps on the season; only significant missed playing time came Oct. 18 at Tennessee, when he was ejected in second quarter for making contact with an official ... Led team with 35 receiving yards Oct. 25 at Oakland, and tied for lead in receptions with 3 ... Led team in receiving yards for a second consecutive week Nov. 1 vs. Denver with 73 on 4 catches; had season-long gain of 40 yards in Denver game ... Scored on 7-yard pass from Neil O'Donnell in third quarter Nov. 29 vs. Jacksonville, cutting Jaguars lead to 20-17. **1999:** Started every game at TE for sixth consecutive Bengals season ... His average of 13.2 yards per catch was second-highest on the team ... Finished fourth in receiving

yards (344) and fifth in catches (26) ... His blocking aided Bengals' rise to sixth in NFL rushing yards (2051) and third in yards per carry (4.6) ... McGee's first catch of season, in Sept. 12 opener at Tennessee, was an acrobatic 3-yard TD grab on which he caught his own deflection of Jeff Blake's pass ... Score at Tennessee came with 0:11 left in first half and cut Bengals deficit to 26-21 ... Connected with Blake for Bengals' only TD on Sept. 19 vs. San Diego, catching 12-yarder to cap a 66-yard game-opening drive ... 24-yard catch Sept. 26 at Carolina was Bengals' longest passing gain of the day ... Had 3 catches for 33 yards in victory Oct. 10 at Cleveland, including an 8-yarder on second-quarter TD drive ... Posted season highs in catches (5) and yards (77) Nov. 7 at Seattle, including gains of 15 and 26 yards on third-quarter FG drive ... Longest reception of season was 35 yards from Blake in fourth quarter Nov. 14 vs. Tennessee ... Started his 100th straight game Dec. 5 vs. San Francisco and had 12-yard catch for first down on second-quarter TD drive ... Tied for team lead with 3 receptions in Dec. 12 win vs. Cleveland, with two of his catches against the Browns coming on TD drives ... Also vs. Cleveland, blocked in support of 279-yard rushing effort.

COLLEGE: Blossomed as a Wolverine senior, with 32 receptions for 350 yards and 4 TDs ... Added 6 more catches for 117 yards and 2 touchdowns in Michigan's 38-31 Rose Bowl victory over Washington.

PERSONAL: Hometown is Terre Haute, Ind. ... Attended Terre Haute South HS ... Has bachelor's degree from Michigan in communications ... Married (wife Laverne) with a daughter, Hannah Nicole ... Owner of LTM Communications, a New York-based production company ... His Tony McGee Foundation sponsors the Indiana School of Champions, which puts on free youth football clinics in several locations nationwide ... School of Champions was recognized by NFL Charities with financial grants in 1997 & '98 ... Hobbies include weightlifting, reading, writing.

TONY MCGEE'S STATISTICS

YEAR	TEAM	G-S	Receiving					Rushing					Scoring					
			NO	YDS	AVG	LG	TD	ATT	YDS	AVG	LG	TD	TD	TD-R	TD-P	TD-RI	2-PIC	PTS
1993	Cincinnati	15-15	44	525	11.9	37	0	—	—	—	—	—	0	0	0	0	0	0
1994	Cincinnati	16-16	40	492	12.3	54	1	—	—	—	—	—	1	0	1	0	0	6
1995	Cincinnati	16-16	55	754	13.7	41	4	—	—	—	—	—	4	0	4	0	0	24
1996	Cincinnati	16-16	38	446	11.7	22	4	—	—	—	—	—	4	0	4	0	0	24
1997	Cincinnati	16-16	34	414	12.2	37	6	—	—	—	—	—	6	0	6	0	1	38
1998	Cincinnati	16-16	22	363	16.5	40	1	—	—	—	—	—	1	0	1	0	0	6
1999	Cincinnati	16-16	26	344	13.2	35	2	—	—	—	—	—	2	0	2	0	0	12
2000	Cincinnati	14-14	26	309	11.9	39	1	—	—	—	—	—	1	0	1	0	0	6
CAREER		125-125	285	3647	12.8	54	19	—	—	—	—	—	19	0	19	0	1	116

		Special Teams								Kickoff Returns					Punt Returns					
YEAR	TEAM	TKL	AST	TOT	FF	FR-				NO	YDS	AVG	LG	TD	NO	FC	YDS	AVG	LG	TD
						YDS	BP	BFG	BXP											
1993	Cincinnati	2	0	2	0	0-0	0	0	0	0	0	—	—	0	—	—	—	—	—	—
1994	Cincinnati	0	0	0	0	0-0	0	0	0	1	4	4.0	4	0	—	—	—	—	—	—
1998	Cincinnati	1	0	1	0	0-0	0	0	0	0	0	—	—	0	—	—	—	—	—	—
1999	Cincinnati	2	0	2	0	0-0	0	0	0	0	0	—	—	0	—	—	—	—	—	—
CAREER		5	0	5	0	0-0	0	0	0	1	4	4.0	4	0	—	—	—	—	—	—

— MCGEE'S SINGLE-GAME HIGHS —

RECEIVING — **Receptions:** 8 (twice); most recently vs. Ind. 12-22-96; **Yards:** 118 at Ind. 9-3-95; **Long:** 54 at Ariz. 12-18-94; **Touchdowns:** 2 at Ind. 11-9-97.

— MCGEE'S 2000 GAME-BY-GAME STATISTICS —

OPPONENT	Receiving					Rushing				
	NO	YDS	AVG	LG	TD	ATT	YDS	AVG	LG	TD
—BYE—										
CLEVELAND	1	34	34.0	34	0	—	—	—	—	—
at Jacksonville	3	23	7.7	9	0	—	—	—	—	—
at Baltimore	0	0	—	—	0	—	—	—	—	—
MIAMI	6	74	12.3	22	0	—	—	—	—	—
TENNESSEE	1	4	4.0	4	0	—	—	—	—	—
at Pittsburgh	3	23	7.7	10	0	—	—	—	—	—
DENVER	1	25	25.0	25	0	—	—	—	—	—
at Cleveland	1	13	13.0	13	0	—	—	—	—	—
BALTIMORE	2	41	20.5	39	0	—	—	—	—	—
at Dallas	2	14	7.0	12	0	—	—	—	—	—
at New England	2	26	13.0	16	0	—	—	—	—	—
PITTSBURGH	0	0	—	—	0	—	—	—	—	—
ARIZONA	3	23	7.7	16	1	—	—	—	—	—
at Tennessee	1	9	9.0	9	0	—	—	—	—	—
JACKSONVILLE			RESERVE / INJURED					RESERVE / INJURED		
at Philadelphia			RESERVE / INJURED					RESERVE / INJURED		
TOTALS	26	309	11.9	39	1	—	—	—	—	—

PLAYERS

LS-TE



KIRK McMULLEN

Ht: 6-4 **Wt:** 255
College: Pittsburgh
1st year in NFL*

43

2000 Games-Starts: 0-0 (0-0 K.C., 0-0 Cin.); **Career Games-Starts:** 0-0
Contract status as of 7-1-01: In first season of a two-year deal
Acquired: FA '00
Born: 7-19-77

Rookie free agent opened the 2000 season on Kansas City practice squad and was signed in November to Bengals practice squad ... Played for Amsterdam Admirals in 2001 NFL Europe League season; caught 3 passes for 34 yards before suffering a sprained left ankle (in Game 7 vs. Rhein) that sidelined him for the rest of the NFL EL season ... Has potential as a long snapper.

2000 RECAP: Signed after 2000 draft with Kansas City as rookie free agent ... Played in Chiefs' first three preseason games (no statistics) ... Waived Aug. 22, and signed Aug. 30 to Kansas City practice squad ... Was on Chiefs practice squad for one game; released from K.C. practice squad on Sept. 5 ... Signed to Bengals practice squad on Nov. 29; was on Bengals practice squad for four games ... Signed to Bengals off-season roster Dec. 26.

COLLEGE: Played in 36 games with nine starts for

Pitt ... Emerged as Panthers' top pass-catching tight end as a senior, catching 14 passes for 184 yards and 3 TDs ... Selected to play in the Blue-Gray all-star game after senior season and caught 2 passes for 23 yards ... Contributed as a long snapper on field goals and PATs his last two seasons.

PERSONAL: Hometown is Imperial, Pa. ... Earned all-section honors in football and basketball as a senior at West Allegheny High School ... Earned bachelor's degree in social sciences at Pitt and is working toward MBA degree ... Married (wife Gretchen) ... Hobbies include fishing, basketball and golf ... Full name is Kirk Lawrence McMullen.

* — McMullen did not earn an accrued year of experience toward NFL free agency in 2000 because he was not on an NFL 53-player roster, a Reserve/Injured list or a Reserve/Physically Unable to Perform list for the required minimum of six games. He is designated a first-year player in 2001.

TALENT ISN'T EVERYTHING

The 1989 Bengals were a talented outfit, but never could put it all together on a weekly basis. They outscored opponents 404-285, but finished only 8-8. Not since the 1950 Philadelphia Eagles had a break-even team outscored its foes by such a large margin (7.4) per game.



Ht: 6-6 Wt: 240
College: Utah
12th year in NFL

19

2000 Games-Starts: 8-5; **Career Games-Starts:** 98-71
Contract status as of 7-1-01: One-year contract for 2001
Acquired: UFA (Balt.) '00
Born: 1-2-68

Finished last season as Bengals' No. 1 QB and returns in 2001 to bid for full-year assignment ... Became an unrestricted free agent after last season but re-signed with Cincinnati on April 22 ... His veteran leadership helped a struggling offense last season, as team averaged 154.2 net passing yards and converted 42.3% of third-down opportunities in his five starts, while averaging 106.8 net passing yards with 30.1% third-down conversion rate in the other 11 games ... Club posted a 2-3 record in his five starts, as opposed to 2-9 in other games ... Made a key TD run in victory over Jacksonville ... Passed the 15,000-yard mark in career passing last season and needs 5 TD passes to reach 100 for his career ... Was starting QB for three Detroit playoff teams (1994-95, '97), and left Lions following '98 season ranked second in club history in completions (1049) and passing yards (12,647), and ranked third in TD passes (79).

2000 PARTICIPATION: Signed by Bengals March 9 as unrestricted free agent from Baltimore ... No. 2 QB behind Akili Smith for Games 1-10, playing in reserve role in three games: Game 3, Sept. 24 at Baltimore (following injury to Smith), Game 6, Oct. 15 at Pittsburgh (coach's decision) and Game 7, Oct. 22 vs. Denver (after injury to Smith) ... Promoted to No. 1 QB for Game 11, Nov. 19 at New England ... On inactive list for Game 12, Nov. 26 vs. Pittsburgh, due to left knee sprain suffered at New England ... Returned to starting role for Games 13-16.

2000 HIGHLIGHTS AS STARTER: Promoted to starting role for Nov. 19 game at New England and helped pick up a dormant passing game, completing 20 of 36 for 236 yards, Bengals' most gross passing yards since Akili Smith threw for 250 in season opener vs. Cleveland ... Had 228 net passing yards in the 16-13 loss at NE, Bengals' highest net total of the year ... Threw his first Bengals TD pass in Patriots game, connecting on 13-yarder to Peter Warrick, ending offense's streak of 28 straight quarters without a TD pass ... Was third QB on inactive list Nov. 26 at Pittsburgh, due to left knee sprain suffered on his final snap at New England, but returned to starting role Dec. 3 vs. Arizona and led his first Bengals win ... Passing performance of 11 for 23 for 109 yards vs. Arizona included 2-yard TD to Tony McGee for game's first score ... Also against Arizona, Mitchell led 17-play drive to game-clinching FG in fourth quarter, burning 7:25 off clock while completing two key passes for third-down conversions ... Directed his second Bengals win Dec. 17 vs. Jacksonville, leading team from 14-7 fourth-quarter deficit to 17-14 decision ... Scored TD to tie Jacksonville game at 14-14 with 1:15 to play, running 12 yards from the

pocket on a third-and-goal play ... After Bengals recovered fumble on ensuing kickoff vs. Jacksonville, Mitchell directed 26-yard drive to Jaguars' 8, setting up game-winning 27-yard FG as time expired ... Picked up 93 of his 171 passing yards vs. Jacksonville on final two scoring drives, including a 38-yarder to Danny Farmer on a third-and-19 play from the Cincinnati 11 ... Closed season in loss Dec. 24 at Philadelphia with his second-most passing yards (183), completing 18 of 34, including 17-yard TD loss to Peter Warrick in fourth quarter ... Though Mitchell threw for 3 TDs and 8 INT on the season, 4 of his INTs came early in the year when he was a backup, entering games in which Bengals trailed by 10 or more points.

OTHER 2000 ACTION: Saw first action as a Bengal Sept. 24 at Baltimore, after starter Akili Smith was sidelined with mild concussion early in second quarter ... Posted season-high 60.9 completion percentage against Ravens (14 of 23) with 97 passing yards and 2 INTs ... Replaced Smith late in third quarter of shutout loss Oct. 15 at Pittsburgh, completing 4 of 16 for 39 yards and 2 INTs ... Took over for injured Smith in third quarter Oct. 22 vs. Denver and completed no passes (0 for 5), but was at QB for final six offensive possessions as Bengals rallied from 14-10 third-quarter deficit to get first win of season, 31-21; on Bengals' final TD drive in fourth quarter, picked up key first down with 9-yard bootleg run on third-and-8 play.

PREVIOUS SEASONS — 1990: Drafted by Miami in fourth round (93rd overall) ... Saw action only in preseason, completing 19 of 34 passes for 246 yards, 2 TDs and 1 INT ... On inactive list for all 16 regular-season games and two playoff contests. **1991:** Played QB only in preseason, appearing in four games with passing statistics of 33 for 61, 313 yards, 3 TDs, 1 INT ... Led second-half comebacks for preseason victories vs. New Orleans and at Tampa Bay ... In regular season, appeared in Games 1-2 as holder for placekicks ... NFL playing debut was Sept. 1 at Buffalo ... Inactive for Games 3-16. **1992:** Played in spring/summer with Orlando of World League, starting all 10 games and two playoff games as Thunder posted 8-2 record and advanced to 21-17 loss to Sacramento in World Bowl ... Set World League records for completions (201) and attempts (361), while passing for 2213 yards, 12 TDs and 7 INT ... In NFL season for Miami, appeared in all 16 regular-season games ... Was holder for field goals and PATs, and saw action at QB in six games ... Completed 2 of 8 passes for 32 yards ... Made NFL debut at quarterback Sept. 27 at Seattle, replacing injured Dan Marino ... Entered Seattle game with Dolphins trailing 17-12 with 6:35 left in the fourth quar-

ter, and threw his first NFL pass for an 18-yard completion on a 3rd-and-10 situation to keep the drive alive ... Marino returned to Seattle game and three plays later threw a game-winning TD pass ... Saw action in divisional playoff game on 1-10-93 vs. San Diego and had one rush for minus-one yard ... Was holder for placekicks in AFC Championship Game 1-17-93 vs. Buffalo. **1993:** Played in 13 games with seven starts for Dolphins ... Completed 133 of 233 passes for 1773 yards, 12 TDs and 8 INT ... Finished fifth in AFC and ninth in NFL with 84.2 passer rating ... Named AFC Offensive Player of Month for October, when he completed 44 of 68 passes for 652 yards with 6 TDs and 1 INT, while leading Dolphins to 3 straight wins ... Replaced the injured Dan Marino on Oct. 10 at Cleveland, with his first pass being intercepted and returned 97 yards for a TD, giving Browns a 14-10 lead. But Mitchell bounced back to complete 10 of 16 passes for 118 yards and 2 TDs (the first of his NFL career) to lead Miami to 24-14 win. Named AFC Offensive Player of the Week for his effort against the Browns ... Made first NFL start Oct. 24 vs. Indianapolis, completing 12 of 19 for 190 yards and 1 TD ... Threw for three TDs and 344 yards Oct. 31 vs. Kansas City, completing 22 of 33 and earning AFC Offensive Player of Week honors for the second time ... Started fourth straight game Nov. 14 at Philadelphia, completing 8 of 17 for 150 yards and rushing for career-high 37 yards in three attempts, with career-best long run of 32 ... Left Philadelphia game in third quarter with separated left shoulder ... Missed next three games due to shoulder injury, but returned as holder on placements Dec. 13 vs. Pittsburgh ... Back in starting lineup Dec. 19 vs. Buffalo, completing 12 of 24 for 155 yards, 2 TDs and 2 INT before Steve DeBerg relieved him in third quarter ... Started Dec. 27 at San Diego, completing 24 of 40 for 260-1-3 ... Made third consecutive start in season finale Jan. 2 at New England, passing for 259 yards. **1994:** Signed March 7 with Detroit as unrestricted free agent ... Started Games 1-9 for Lions before suffering broken right wrist in second quarter Nov. 6 at Green Bay ... Spent the last half of season on injured reserve ... Led Detroit to 31-28 OT win in season opener Sept. 4 vs. Atlanta, becoming first Lions QB to win his debut since Eric Hipple vs. Chicago in 1981. Threw 3 TD passes against Falcons, including 15-yarder to Anthony Carter that tied game with 30 seconds remaining. Completed 30-yarder to Brett Perriman to Falcons 19 to set up game-winning FG ... Led another OT victory Sept. 19 at Dallas, putting Lions in position for game-winning FG with 17-yard pass to Brett Perriman ... Scored first career rushing TD Oct. 2 at Tampa Bay ... Completed 18 of 27 for 246 yards and 2 TDs Oct. 9 vs. San Francisco. **1995:** Enjoyed his best NFL season, breaking Lions' season records for completions (346), attempts (583), passing yards (4338) and TD passes (32) ... Started every game as Lions posted 10-6 record for Wild Card playoff berth ... In the prior 22 years, only one Detroit QB had finished with a higher passer rating than Mitchell's 92.3 (Dave Krieg's 101.8 in seven starts in '94) ... Was one of only four QBs in league (also Brett Favre, Warren Moon and Jeff George) to throw for more than 4000 yards, and one of three (also Favre and Moon) with over 30 TD passes ... Threw for 2 or more TDs in 11 of the Lions' 16 regular-season games ... Named to *College & Pro Football Newsweekly's* All-Pro second

team and Tom Jackson's All-Pro second team ... Voted as an alternate to 1996 NFC Pro Bowl squad ... Named NFC Offensive Player of Week following Detroit's win Oct. 29 vs. Green Bay, when he passed 15 of 23 for 249 yards, 3 TDs and no INT ... First Lions' QB to start all 16 regular season games since Eric Hipple in 1983 ... In Sept. 25 Monday night win over San Francisco, completed 28 of 42 for 291 yards and a TD, plus a rushing TD ... Completed 9 of 12 for 123 yards Nov. 19 at Chicago before being forced from game with sprained right ankle ... Returned to action just four days later in Nov. 23 Thanksgiving Day game vs. Minnesota, and posted one of best performances in Lions history with 30 of 45 passing for team-record 410 yards and career-high 4 TD throws ... Had another outstanding game in Monday night win Dec. 4 vs. Chicago, completing 26 of 38 for 320 yards and 3 TDs ... In regular season finale Dec. 23 at Tampa Bay, completed career-long 91-yard strike to Brett Perriman and became the first Lion to throw for 4000 yards in a season. Finished at 26 of 41 for 352 yards and 2 TDs at Tampa ... In NFC Wild Card playoff game Dec. 30 at Philadelphia, went 13 of 29 passing for 155 yards, a TD and season-worst 4 INTs before being replaced by backup Don Majkowski. **1996:** Hampered by rib injury late in season, Mitchell still attempted 437 passes for Detroit with 253 completions, third-highest season totals in Lions' history, trailing only his numbers posted in 1995 and '97 ... Had best outing of season Sept. 22 vs. Chicago, tying career high with 4 TD passes and scoring on a TD run while completing a season-high 70.6% (24 of 34) for 336 yards ... Followed that with another standout effort Sept. 29 at Tampa Bay, completing 21 of 32 for 230 yards with 2 TDs ... Threw for 3 TDs (20 of 37 for 276 yards) and ran for another score Oct. 6 vs. Atlanta, earning NFC Offensive Player of the Week honors ... Tied team and career-high with 50 attempts Oct. 13 at Oakland, completing a career-high 31 for a season-high 343 yards with 3 TDs and 2 INT ... Was designated as team's third QB Nov. 3 at Green Bay, due to rib injury suffered the previous week vs. N.Y. Giants ... Returned to starting lineup Nov. 11 at San Diego, but sidelined early in second half after aggravating rib injury ... Did not play Nov. 17 vs. Seattle due to rib injury ... Returned to starting lineup Nov. 24 at Chicago completing 18 of 35 for 230 yards. **1997:** Started every game for second time in career ... His 509 attempts, 293 completions and 3484 passing yards were second-highest seasonal totals in Lions' history, trailing only his record-breaking 1995 numbers ... Led NFL's most productive two-minute offense in '97, scoring 87 points in final two minutes of either first or second half ... Recorded his team-record eighth 300-yard passing game (331 yards) Sept. 7 vs. Tampa Bay ... Guided offense to 32 points and 404 total yards Sept. 14 at Chicago, completing 16 of 25 for 215 yards and 2 TDs ... Completed career-high 80 percent (16 of 20) for 222 yards and a TD in win Oct. 12 at Tampa Bay ... Sidelined Nov. 9 at Washington with hamstring injury but returned to action Nov. 16 vs. Minnesota and completed 21 of 29 for 271 yards and 2 TDs ... Guided offense to 48 points (Lions also scored a defensive TD) and season-high 495 yards in 55-20 Thanksgiving Day win Nov. 27 vs. Chicago ... Engineered clutch drives in two of season's last three games ... On Dec. 7 at Miami, was 6 of 7 for 79 yards in game-tying 96-yard drive ... On

(Scott Mitchell — cont'd)

Dec. 14 vs. Minnesota, passed 7 of 9 for 61 yards in game-winning 72-yard drive, including one-yard TD pass to Herman Moore ... In Wild Card playoff Dec. 28 at Tampa Bay, completed 10 of 15 for 78 yards with 1 INT before leaving game in third quarter with a mild concussion.

1998: Started first two games, then was replaced by Charlie Batch ... Inactive as Lions' third QB in games 3-14, and was on 53-man active roster for final two games, but did not play ... Second start was Sept. 13 vs. Bengals, a 34-28 Cincinnati OT win; Mitchell completed 15 of 31 for 204 yards, no TDs and 2 INT, including game-deciding 58-yard INT return for TD by Bengals' Corey Sawyer.

1999: Traded by Detroit to Baltimore on March 16, Ravens giving up a third-round '99 draft pick and a fifth-round pick in 2000 ... Started Games 1-2 for Ravens before being replaced in No. 1 role by Stoney Case ... Was in uniform as inactive third QB for Games 3-16 ... Threw 28-yard TD pass to Brandon Stokley in season opener Sept. 12 at St. Louis, but suffered 2 INTs while completing 17 of 40 for 188 yards in 27-10 loss ... Completed 7 of 16 for 48 yards with 2 INT Sept. 19 vs. Pittsburgh, and was replaced by Case in third quarter of eventual 23-20 loss.

COLLEGE: Two-year starter and three-year letterman at Utah ... Entered NFL Draft after his junior season ... Finished college career with 10 NCAA and five Western Athletic Conference records and virtually every school passing record ... Threw for 8,981 yards, 69 TDs and 38 INT ... Completed 669 of 1165 career passing attempts (57.4%) ... Finished career ranked 12th in NCAA passing yardage and averaged a TD pass every 9.6 completions ... Earned first-team All-America honors as a junior, completing 237 of 444 for 3211 yards, with a school-record 31 TDs and 19 INT.

PERSONAL: Hometown is Springville, Utah ... Attended Springville HS, earning all-state honors in football, basketball and baseball ... Named All-American in football ... Threw for 2220 yards and 17 TDs as he led Springville to 12-0 record and state title as a senior ... Off-season residence is Windermere, Fla. ... Hobbies include fishing, golf and hunting ... Featured player in Lions' Cheer Up Card program ... Has a private pilot's license ... Scott has a son, Joshua (born 1-22-93) and two daughters, Haylee (8-2-95) and Ashleigh (6-10-97) ... Full name is William Scott Mitchell.

SCOTT MITCHELL'S STATISTICS

			Passing											
YEAR	TEAM	G-S	ATT	CMP	PCT	YDS	YDS/ATT	TD	TD%	INT	INT%	LG	SKD-YDS	RAT
1990	Miami	0-0	DID NOT PLAY*											
1991	Miami	2-0	0	0	—	0	—	0	—	0	—	—	0-0	—
1992	Miami	16-0	8	2	25.0	32	4.00	0	0.0	1	12.5	18	0-0	4.2
1993	Miami	13-7	233	133	57.1	1773	7.61	12	5.2	8	3.4	771	7-49	84.2
1994	Detroit	9-9	246	119	48.4	1456	5.92	10	4.1	11	4.5	34	12-63	62.0
1995	Detroit	16-16	583	346	59.3	4338	7.44	32	5.5	12	2.1	911	31-145	92.3
1996	Detroit	14-14	437	253	57.9	2917	6.68	17	3.9	17	3.9	621	36-199	74.9
1997	Detroit	16-16	509	293	57.6	3484	6.84	19	3.7	14	2.8	79	41-271	79.6
1998	Detroit	2-2	75	38	50.7	452	6.03	1	1.3	3	4.0	44	4-28	57.2
1999	Baltimore	2-2	56	24	42.9	236	4.21	1	1.8	4	7.1	281	6-30	31.5
2000	Cincinnati	8-5	187	89	47.6	966	5.17	3	1.6	8	4.3	38	16-82	50.8
MIA. TOTALS		31-7	241	135	56.0	1805	7.49	12	5.0	9	3.7	771	7-49	81.0
DET. TOTALS		57-57	1850	1049	56.7	12,647	6.84	79	4.3	57	3.1	911	124-706	79.2
BALT. TOTALS		2-2	56	24	42.9	236	4.21	1	1.8	4	7.1	281	6-30	31.5
CIN. TOTALS		8-5	187	89	47.6	966	5.17	3	1.6	8	4.3	38	16-82	50.8
CAREER		98-71	2334	1297	55.6	15,654	6.71	95	4.1	78	3.3	911	153-867	76.0

YEAR	TEAM	Rushing					Receiving					Scoring				
		ATT	YDS	AVG	LG	TD	NO	YDS	AVG	LG	TD	TD	TD-R	TD-P	TD-RT	PTS
1990	Miami	DID NOT PLAY*					DID NOT PLAY*					DID NOT PLAY*				
1991	Miami	0	0	—	—	0	—	—	—	—	—	0	0	0	0	0
1992	Miami	8	10	1.3	8	0	—	—	—	—	—	0	0	0	0	0
1993	Miami	21	89	4.2	32	0	—	—	—	—	—	0	0	0	0	0
1994	Detroit	15	24	1.6	7	1	—	—	—	—	—	1	1	0	0	6
1995	Detroit	36	104	2.9	18	4	—	—	—	—	—	4	4	0	0	24
1996	Detroit	37	83	2.2	9	4	—	—	—	—	—	4	4	0	0	24
1997	Detroit	37	83	2.2	13	1	—	—	—	—	—	1	1	0	0	6
1998	Detroit	7	30	4.3	17	0	—	—	—	—	—	0	0	0	0	0
1999	Baltimore	1	1	1.0	1	0	—	—	—	—	—	0	0	0	0	0
2000	Cincinnati	10	61	6.1	12	1	—	—	—	—	—	1	1	0	0	6
MIA. TOTALS		29	99	3.4	32	0	—	—	—	—	—	0	0	0	0	0
DET. TOTALS		132	324	2.5	18	10	—	—	—	—	—	10	10	0	0	60
BALT. TOTALS		1	1	1.0	1	0	—	—	—	—	—	0	0	0	0	0
CIN. TOTALS		10	61	6.1	12	1	—	—	—	—	—	1	1	0	0	6
CAREER		172	485	2.8	32	11	—	—	—	—	—	11	11	0	0	66

MISCELLANEOUS STATISTICS: Passed for 2 two-point conversions — 1 in 1995 and 1 in 1997.

(continued)

— MITCHELL'S SINGLE-GAME HIGHS —

PASSING — Attempts: 50 (4 times); most recently vs. T.B. 9-7-97 (for Det.); **Completions:** 31 at Oak. 10-13-96 (for Det.); **Yards:** 410 vs. Minn. 11-23-95 (for Det.); **Touchdowns:** 4 (twice); most recently vs. Chi. 9-22-96 (for Det.); **Interceptions:** 4 (twice); most recently at G.B. 11-2-97 (for Det.); **Long:** 91 (to Brett Perriman) at T.B. 12-23-95 (TD) (for Det.).

RUSHING — Attempts: 7 vs. Atl. 8-31-97 (for Det.); **Yards:** 37 at Phil. 11-14-93 (for Mia.); **Touchdowns:** 1 (11 times); most recently vs. Jac. 12-17-00 (for Cin.); **Long:** 32 at Phil. 11-14-93 (for Mia.).

— POSTSEASON —

YEAR	TEAM	G-S	Passing										LG	SKD-YDS	RAT
			ATT	CMP	PCT	YDS	YDS/ATT	TD	TD%	INT	INT%				
1990	Miami	0-0	DID NOT PLAY*												
1992	Miami	2-0	0	0	—	0	—	0	—	0	—	—	0-0	—	—
1994	Detroit	0-0	DID NOT PLAY*												
1995	Detroit	1-1	29	13	44.8	155	5.34	1	3.4	4	13.8	32	2-11	33.6	
1997	Detroit	1-1	25	10	40.0	78	3.12	0	0.0	1	4.0	15	0-0	31.8	
MIA. TOTALS	2-0	0	0	—	0	—	0	—	0	—	—	—	0-0	—	—
DET. TOTALS	2-2	54	23	42.6	233	4.31	1	1.9	5	9.3	32	2-11	23.1		
CAREER	4-2	54	23	42.6	233	4.31	1	1.9	5	9.3	32	2-11	23.1		

POSTSEASON RUSHING STATISTICS: 1 att. for minus-1 yd. in 1992; 4 att. for 20 yds. (5.0 avg.) with a long rush of 14 yds. and 0 TD in 1997.

* NOTE: Mitchell was inactive for 16 games with Miami in 1990, and he was inactive for both of the Dolphins' 1990 postseason games. He was on Detroit's injured Reserve list for the Lions' 1994 Wild Card playoff game.

— MITCHELL'S CAREER GAME-BY-GAME PASSING —

OPPONENT	ATT	CMP	YDS	TKD-YDS	TD	LG	INT	OPPONENT	ATT	CMP	YDS	TKD-YDS	TD	LG	INT
1992 (For Miami)								CHICAGO	34	24	336	4-27	4	62-T	1
at Seattle	1	1	18	0-0	0	18	0	at Tampa Bay	32	21	230	3-17	2	33	0
NEW ENGLAND	2	0	0	0-0	0	—	1	ATLANTA	37	20	276	2-14	3	50-T	0
at San Francisco	5	1	14	0-0	0	14	0	at Oakland	50	31	343	2-10	3	28	2
1993 (For Miami)								N.Y. GIANTS	19	9	71	1-5	0	22	3
at Cleveland	16	10	118	0-0	2	30	1	at San Diego	9	5	49	2-7	0	11	0
INDIANAPOLIS	19	12	190	1-6	1	44-T	0	at Chicago	35	18	230	3-22	0	25	3
KANSAS CITY	33	22	344	0-0	3	77-T	0	KANSAS CITY	29	18	247	2-10	1	44	2
at N.Y. Jets	44	23	297	1-8	1	65-T	1	MINNESOTA	31	21	250	3-15	1	32	0
at Philadelphia	17	8	150	1-6	1	69	1	GREEN BAY	40	23	207	4-21	0	21	1
BUFFALO	24	12	155	0-0	2	26	2	at San Francisco	27	15	110	3-22	1	23	0
at San Diego	40	24	260	0-0	1	23	3	1997 (For Detroit)							
at New England	40	22	259	4-29	1	26	0	ATLANTA	30	12	205	4-30	2	43-T	1
1994 (For Detroit)								TAMPA BAY	50	29	331	2-9	2	73-T	1
ATLANTA	31	16	203	0-0	3	34	1	at Chicago	25	16	215	1-13	2	37	0
at Minnesota	40	18	212	6-37	0	32	1	at New Orleans	43	24	253	5-16	2	38	3
at Dallas	27	13	174	1-1	2	25-T	0	GREEN BAY	27	17	215	2-12	1	45	0
NEW ENGLAND	29	14	189	1-6	0	25	2	at Buffalo	38	20	221	4-32	0	31	1
at Tampa Bay	30	13	130	1-5	0	18	0	at Tampa Bay	20	16	222	4-34	1	79	0
SAN FRANCISCO	27	18	246	2-4	2	34	1	N.Y. GIANTS	32	19	243	3-17	1	28	0
CHICAGO	17	6	59	1-10	1	21	1	at Green Bay	47	21	158	4-27	0	33	4
at N.Y. Giants	30	16	180	0-0	2	29	3	at Washington	14	5	53	0-0	0	22	0
at Green Bay	15	5	63	0-0	0	21	2	MINNESOTA	29	21	271	2-5	2	36	0
1995 (For Detroit)								INDIANAPOLIS	28	16	150	1-8	0	20	0
at Pittsburgh	32	18	195	2-15	2	30	1	CHICAGO	31	20	282	2-8	2	50-T	1
at Minnesota	47	27	279	4-7	1	47-T	1	at Miami	29	19	288	1-9	2	41	2
ARIZONA	26	17	217	2-19	1	39-T	0	at Minnesota	38	23	255	3-24	2	32	1
SAN FRANCISCO	42	28	291	3-5	1	25	0	N.Y. JETS	28	15	122	3-27	0	19	0
CLEVELAND	38	24	273	3-5	2	40	1	1998 (For Detroit)							
at Green Bay	41	17	205	0-0	3	31	1	at Green Bay	44	23	248	2-12	1	25-T	1
at Washington	50	30	327	2-5	3	51-T	1	CINCINNATI	31	15	204	2-16	0	44	2
GREEN BAY	23	15	249	2-11	3	69-T	0	1999 (For Baltimore)							
at Atlanta	50	23	321	1-7	2	42	2	at St. Louis	40	17	188	5-25	1	28-T	2
TAMPA BAY	34	21	260	1-6	1	37	0	PITTSBURGH	16	7	48	1-5	0	14	2
at Chicago	12	9	123	0-0	0	29	1	2000 (For Cincinnati)							
MINNESOTA	45	30	410	3-15	4	29	1	at Baltimore	23	14	97	2-10	0	14	2
CHICAGO	38	26	320	1-10	3	46-T	0	at Pittsburgh	16	4	39	1-4	0	17	2
at Houston	36	16	263	3-20	2	42	2	DENVER	5	0	0	1-9	0	—	0
JACKSONVILLE	28	19	233	2-3	2	27	0	at New England	38	20	236	1-8	1	22	1
at Tampa Bay	41	26	352	2-17	2	91-T	1	ARIZONA	23	11	109	1-3	1	22	1
1996 (For Detroit)								at Tennessee	26	12	131	4-20	0	27	0
at Minnesota	41	20	260	3-8	1	294	4	JACKSONVILLE	22	10	171	4-14	0	38	1
TAMPA BAY	27	14	131	3-17	1	23-T	0	at Philadelphia	34	18	183	2-14	1	19	1
at Philadelphia	26	14	177	1-4	0	34	1	CAREER	2334	1297	15,654	153-867	95	91-T	78

(continued)

— MITCHELL'S 2000 GAME-BY-GAME RUSHING —

OPPONENT	ATT	YDS	AVG	LG	TD
at Baltimore	1	3	3.0	3	0
at Pittsburgh	0	0	—	—	0
DENVER	2	8	4.0	9	0
at New England	1	11	11.0	11	0
ARIZONA	1	6	6.0	6	0
at Tennessee	2	14	7.0	7	0
JACKSONVILLE	1	12	12.0	12-T	1
at Philadelphia	2	7	3.5	7	0
TOTALS	10	61	6.1	12-T	1

FB



LORENZO NEAL

Ht: 5-11 Wt: 240
 College: Fresno State
 9th year in NFL

41

2000 Games-Starts: 16-5 (Tenn.); **Career Games-Starts:** 114-56
Contract status as of 7-1-01: In first season of a two-year deal
Acquired: FA '01
Born: 12-27-70

Long regarded as one of the NFL's top blocking backs, Neal joined Bengals as a free agent on 5-7-01 ... Has blocked for a 1000-yard rusher in each of the last four seasons ... Played in every game, including playoffs, for Tennessee the past two seasons, and was named All-Pro fullback in Sports Illustrated's 2000 mid-season review while aiding RB Eddie George's career-high total of 1509 yards ... Durable performer who has played the last seven seasons without missing a game.

RB COACH JIM ANDERSON, on how long it has been since he has coached a better blocking fullback than Neal: "A long time. A long, long time. There have been guys who could do more things. But for blocking ... he'll hit you, there's just no question about that."

2000 PARTICIPATION: Played in every game for Titans, with five starts ... Has played in 112 straight NFL regular-season games, longest such streak of any Cincinnati player.

2000 HIGHLIGHTS: Opened season with designation as NFL's best blocking fullback by *The Sporting News* ... Named third alternate on the AFC Pro Bowl team while sparking RB Eddie George to 1509 rushing yards with 14 TDs ... Aided 181-yard total by George in Oct. 8 start at Bengals, and started again the following week as George posted a third-straight 100-yard game with 165 vs. Jacksonville ... Caught a 4-yard TD pass in 24-23 loss Nov. 12 at Baltimore ... Opened holes for three George TD runs (4, 1, 1) on Nov. 19 vs. Cleveland as George gained 134 ... Caught a 1-yard TD pass in victory Dec. 10 vs. Bengals ... Helped George again score 3 TDs against Browns on Dec. 17 at Cleveland; George totaled 176 yards and was named AFC Offensive Player of the Week.

PREVIOUS SEASONS — 1993: Drafted by New Orleans in fourth round (89th overall) ... Signed July 15 ... Started his first two NFL games at FB before suffering

season-ending broken ankle in third quarter Sept. 12 at Atlanta ... Placed on Injured Reserve on Sept. 15 ... Led team in rushing (13 for 89) in NFL debut Sept. 5 at Houston ... Before suffering injury at Atlanta, gained 86 yards on 8 carries, including 74-yard TD run, and set Saints single-game record for most yards-per-carry (10.8) in a game. **1994:** Played in 16 games with seven starts for New Orleans and rushed a career-high 30 times for 90 yards ... Gained 64 yards on 13 carries Oct. 9 at Chicago.

1995: Primarily utilized as a blocker while playing every New Orleans game, aiding 951-yard season by RB Mario Bates ... Had 12 pass receptions for 123 yards, including a 69-yard TD jaunt with a screen pass, in victory Dec. 3 at New England ... TD catch vs. Patriots was the second-longest reception by RB in Saints history and the longest that resulted in a score. **1996:** Earned free agency on Feb. 16, but re-signed with Saints on July 1 ... Made career-high 11 starts for Saints and posted career-high 31 receptions for 194 yards ... Had 6 catches in each of New Orleans' games against Atlanta, and scored TD at Atlanta on Nov. 17. **1997:** Signed by N.Y. Jets as unrestricted free agent on March 31 ... Played every game with 10 starts while supporting his first 1000-yard rusher, Adrian Murrell (1088) ... Scored 5-yard TD on his first Jets pass reception Oct. 19 vs. New England ... Had season-high 3 receptions for 19 yards Nov. 23 vs. Minnesota. **1998:** Traded by Jets to Tampa Bay for a fifth-round draft pick on March 12 ... Played in every game and supported his second 1000-yard rusher in Warrick Dunn (1026) ... Helped Tampa Bay finish fourth in NFL total rushing ... Scored 3-yard TD on pass reception in season opener Sept. 6 at Minnesota ... Averaged 6.3 yards per rush (4-25) in season finale Dec. 27 at Bengals. **1999:** Released by Tampa Bay on Feb. 11 and signed March 2 by Tennessee ... Made career-high 14 starts plus four playoff starts as Titans reached Super Bowl with overall 16-4 record ... Selected as a Pro Bowl alternate and earned a spot on *USA Today's* "All-Joe Team" for tough, unsung performers ... Helped Eddie George rush for 1304 regular-season yards, includ-

ing seven games of 100 or more ... Scored career-high 3 TDs ... Scored a TD on his first rush as a Titan, a 1-yarder in victory Oct. 10 vs. Baltimore ... Scored the first TD in Titans' comeback 24-21 win Oct. 17 at New Orleans, scoring on 4-yard pass in third quarter that cut a 10-0 Saints lead ... Scored game's first TD on 1-yard pass in victory Oct. 31 vs. St. Louis ... Led Eddie George to 199 rushing yards and 7.1-yard average in victory Dec. 9 vs. Oakland ... Aided George in a pair of 100-yard rushing games in the playoffs, 106 yards on 1-8-00 vs. Buffalo and club playoff record 162 yards on 1-16-00 at Indianapolis.

COLLEGE: Finished his four-year career at Fresno State as school's second-leading all-time rusher with 2405 yards on 487 carries ... Scored 27 rushing TDs, and added 59 pass receptions for 500 yards and 2 TDs ... Averaged 4.9 yards per carry and had at least 8 rushing TDs in his

last three seasons ... All-Big West as a junior and senior ... Also a top wrestler as a collegian, earning All-America honors as a junior heavyweight.

THE 'MOOSH' CONNECTION: Bengals receivers coach Steve Mooshagian was on the Fresno State coaching staff in 1989, and he helped that year to recruit Neal to FSU. In May of this year, when Neal was shopping for a new team in the NFL, he started his successful negotiation with the Bengals by placing a call to Mooshagian.

PERSONAL: Born in Hanford, Calif., and grew up in Fresno, Calif. ... Played FB and LB for Lemoore High in Fresno, and also won the state wrestling title as a senior ... As a member of the Japan Bowl's West team at the conclusion of his college career, defeated a sumo wrestler in an exhibition match ... Full name is Lorenzo LaVonne Neal.

LORENZO NEAL'S STATISTICS

YEAR	TEAM	G-S	Rushing					Receiving					Scoring					
			ATT	YDS	AVG	LG	TD	NO	YDS	AVG	LG	TD	TD	TD-R	TD-P	TD-RI	2-PIC	PTS
1993	New Orleans	2-2	21	175	8.3	74	1	0	0	—	—	0	1	1	0	0	0	6
1994	New Orleans	16-7	30	90	3.0	12	1	2	9	4.5	5	0	1	1	0	0	0	6
1995	New Orleans	16-6	5	3	0.6	3	0	12	123	10.3	69	1	1	0	1	0	0	6
1996	New Orleans	16-11	21	58	2.8	11	1	31	194	6.3	23	1	2	1	1	0	0	12
1997	N.Y. Jets	16-10	10	28	2.8	8	0	8	40	5.0	14	1	1	0	1	0	0	6
1998	Tampa Bay	16-1	5	25	5.0	12	0	5	14	2.8	5	1	1	0	1	0	0	6
1999	Tennessee	16-14	2	1	0.5	1	1	7	27	3.9	8	2	3	1	2	0	0	18
2000	Tennessee	16-5	1	-2	-2.0	-2	0	9	31	3.4	8	2	2	0	2	0	0	12
N.O. TOTALS			77	326	4.2	74	3	45	326	7.2	69	2	5	3	2	0	0	30
NYJ TOTALS			10	28	2.8	8	0	8	40	5.0	14	1	1	0	1	0	0	6
T.B. TOTALS			5	25	5.0	12	0	5	14	2.8	5	1	1	0	1	0	0	6
TENN. TOTALS			3	-1	-0.3	1	1	16	58	3.6	8	4	5	1	4	0	0	30
CAREER			114-56	95	378	4.0	74	4	74	438	5.9	69	8	12	4	8	0	72

		Special Teams								Kickoff Returns						Punt Returns					
YEAR	TEAM	TKL	AST	TOT	FF	FR-YDS	BP	BFG	BXP	NO	YDS	AVG	LG	TD	NO	FC	YDS	AVG	LG	TD	
1994	New Orleans	0	0	0	0	0-0	0	0	0	1	*17	17.0	15	0	—	—	—	—	—	—	
1995	New Orleans	0	0	0	0	0-0	0	0	0	2	28	14.0	16	0	—	—	—	—	—	—	
1996	New Orleans	2	0	2	0	0-0	0	0	0	0	0	—	—	0	—	—	—	—	—	—	
1997	N.Y. Jets	5	0	5	0	0-0	0	0	0	2	22	11.0	22	0	—	—	—	—	—	—	
1999	Tennessee	0	0	0	0	0-0	0	0	0	2	15	7.5	14	0	—	—	—	—	—	—	
2000	Tennessee	0	0	0	0	0-0	0	0	0	1	15	15.0	15	0	—	—	—	—	—	—	
N.O. TOTALS		2	0	2	0	0-0	0	0	0	3	*45	15.0	16	0	—	—	—	—	—	—	
NYJ TOTALS		5	0	5	0	0-0	0	0	0	2	22	11.0	22	0	—	—	—	—	—	—	
TENN. TOTALS		0	0	0	0	0-0	0	0	0	3	30	10.0	15	0	—	—	—	—	—	—	
CAREER		7	0	7	0	0-0	0	0	0	8	*97	12.1	22	0	—	—	—	—	—	—	

*NOTE: In 1994, Neal returned one kickoff for 15 yards. He received another kickoff and gained two yards before he lateraled the ball to a teammate, who then lateraled to another teammate. One of the two subsequent ball handlers gained more yardage on the return than Neal, thus Neal received credit for the yardage he gained but not for the return itself.

NEAL'S SINGLE-GAME HIGHS

RUSHING — Attempts: 14 at Chi. 10-9-94 (for N.O.); Yards: 89 vs. Hous. 9-5-93 (for N.O.); Long: 74 at Atl. 9-12-93 (TD) (for N.O.); Touchdowns: 1 (4 times), most recently vs. Balt. 10-10-99 (for Tenn.).

RECEIVING — Receptions: 6 (twice), most recently vs. Atl. 12-8-96 (for N.O.); Yards: 78 at N.E. 12-3-95 (for N.O.); Long: 69 at N.E. 12-3-95 (TD) (for N.O.); Touchdowns: 1 (8 times), most recently vs. Cin. 12-10-00 (for Tenn.).

POSTSEASON

YEAR	TEAM	G-S	Rushing					Receiving					Scoring					
			ATT	YDS	AVG	LG	TD	NO	YDS	AVG	LG	TD	TD	TD-R	TD-P	TD-RI	2PIC	PTS
1999	Tennessee	4-2	0	0	—	—	0	1	1	1.0	1	0	—	—	—	—	—	—
2000	Tennessee	1-0	0	0	—	—	0	0	0	—	—	0	—	—	—	—	—	—
CAREER		5-2	0	0	—	—	0	1	1	1.0	1	0	—	—	—	—	—	—

(continued)

— NEAL'S 2000 GAME-BY-GAME STATISTICS (FOR TENNESSEE) —

OPPONENT	Rushing					Receiving				
	ATT	YDS	AVG	LG	TD	ATT	YDS	AVG	LG	TD
at Buffalo	0	0	—	—	0	0	0	—	—	0
KANSAS CITY	0	0	—	—	0	0	0	—	—	0
—BYE—										
at Pittsburgh	0	0	—	—	0	1	1	1.0	1	0
N.Y. GIANTS	0	0	—	—	0	0	0	—	—	0
at Cincinnati	0	0	—	—	0	0	0	—	—	0
JACKSONVILLE	0	0	—	—	0	0	0	—	—	0
at Baltimore	0	0	—	—	0	0	0	—	—	0
at Washington	0	0	—	—	0	0	0	—	—	0
PITTSBURGH	0	0	—	—	0	0	0	—	—	0
BALTIMORE	0	0	—	—	0	1	4	4.0	4-T	1
CLEVELAND	1	-2	-2.0	-2	0	1	6	6.0	6	0
at Jacksonville	0	0	—	—	0	0	0	—	—	0
at Philadelphia	0	0	—	—	0	2	4	2.0	4	0
CINCINNATI	0	0	—	—	0	1	1	1.0	1-T	1
at Cleveland	0	0	—	—	0	2	8	4.0	8	0
DALLAS	0	0	—	—	0	1	7	7.0	7	0
TOTALS	1	-2	-2.0	-2	0	9	31	3.4	8	2



MATT O'DWYER

Ht: 6-5 Wt: 313

College: Northwestern

7th year in NFL

2000 Games-Starts: 10-10; Career Games-Starts: 86-76

Contract status as of 7-1-01: In first season of a three-year deal

Acquired: UFA (NYJ) '99

Born: 9-1-72

72

O'Dwyer aims to pick up in 2001 where he left off in 2000 ... His sixth NFL season was proving to be one of his best until he suffered a broken ankle on Nov. 19 at New England ... Missed the last six games, but was fully recovered by May 2001 minicamp ... A fiery, physical player, O'Dwyer was credited in coaches' reviews with 14 "dominating blocks" in his 10 games last season, second-highest total on the team and most per game ... Aided Bengals rise to No. 2 rank in NFL rushing (144.6 yards per game) ... Played every snap in Corey Dillon's NFL-record game of 278 yards Oct. 22 vs. Denver ... Signed by Cincinnati in 1999 as an unrestricted free agent from Jets, O'Dwyer was eligible for UFA status again after the 2000 season; but he signed a three-year Bengals contract on March 1, the day before free agency market was to open.

2000 PARTICIPATION: Started Games 2-11 at LG ... Suffered left ankle fracture in second quarter of Game 11, Nov. 19 at New England ... Placed on Injured Reserve list on Nov. 20 ... Inactive for season opener, Sept. 10 vs. Cleveland, due to NFL suspension.

2000 HIGHLIGHTS: Helped pave the way for HB Corey Dillon's team-record 1435-yard rushing season ... Strong contributor to team's best per-carry rushing average (4.7) since 1989 ... Rated in coaches' reviews as responsible for only one sack in 585 snaps, second-lowest ratio on line behind RT Willie Anderson ... Credited with 5 "dominating blocks" (DBs) and an "outstanding" (92%) grade on Sept. 24 at Baltimore ... Also graded outstand-

ing (90%) on Oct. 1 vs. Miami, and had 4 DBs ... Played every offensive snap in win Oct. 22 vs. Denver as HB Corey Dillon rushed for NFL-record 278 yards and team totaled club-record 407 ... Credited with 2 DBs in victory Oct. 29 at Cleveland, and also had 2 DBs Nov. 5 vs. Baltimore.

PREVIOUS SEASONS — 1995: Drafted by Jets as first selection in Round 2 (33rd overall) ... Second guard selected in draft, behind Ruben Brown (taken No. 14 by Buffalo) ... Selected with pick acquired from Jacksonville for Jets picks at Nos. 40 and 71 ... Played in 12 games and made 2 starts before suffering a season-ending knee injury Dec. 3 vs. St. Louis ... Made first start in victory Nov. 26 at Seattle ... Played both LG and RG in Jets' line rotation, **1996:** In Bill Parcells' first year as Jets coach, O'Dwyer was one of eight players to start all 16 games ... Had big day Sept. 29 at Washington, opening holes for RB Adrian Murrell's 31-for-132 outing and allowing Neil O'Donnell time to throw for 292 yards ... On Oct. 6 at Oakland, helped pave the way for Murrell's 2nd consecutive 100-yard rushing game (the first time a Jets RB accomplished that feat since Freeman McNeil in 1987) ... Worked to hold foes without a sack in consecutive games Oct. 13 at Jacksonville and Oct. 20 vs. Buffalo ... Suffered stomach cramps midway through the 3rd quarter Oct. 27 at Arizona, but was able to return and was a key man in opening holes in Murrell's 31-for-199 rushing effort ... Helped open holes for Murrell's fifth 100-yard rushing day of the season Nov. 24 at Buffalo ... Started at LG on Dec. 8 at New England, and played the entire game, despite being

hobbled by a sprained ankle suffered earlier in the game. **1997:** Started and played all 16 Jets games at LG ... Opened with strong effort Aug. 31 at Seattle as Jets won 41-3, keeping QB Neil O'Donnell free of sacks and paving way for 434 total yards ... Credited by coaches for superior job pass blocking in victory Sept. 21 vs. Oakland ... In Sept. 28 win at Bengals, contributed to an effort that produced 42:50 possession time, no sacks allowed and 190 rushing yards ... Contributed to line's allowing only 1 sack each in Games 6 and 8-9 ... Chicago-area native started against his hometown Bears at Soldier Field on Nov. 16 as Jets posted 23-15 win ... In victory Dec. 14 vs. Tampa Bay, helped the Jets to control the ball for 37:31 and allowing no sacks. **1998:** Capped season of starting every game at RG for Jets with two playoff starts ... Played a big role in Jets' 429 yards and 39:16 possession time in Divisional Playoff victory on 1-10-99 vs. Jacksonville, and helped offense total 370 yards in AFC Championship Game on 1-17-99 at Denver ... Opened regular season with fine pass-blocking performance as Glenn Foley passed for 415 yards Sept. 6 at San Francisco ... Helped lead Jets to 302 rushing yards, second-most in team history, in 44-6 win Sept. 20 vs. Indianapolis ... Helped pave way for Curtis Martin's 2nd straight 100-yard rushing day in victory Oct. 4 vs. Miami ... O'Dwyer and Jets line helped Martin to six more 100-yard games later in season, and total of eight for the year ... O'Dwyer's consistent play helped Jets to 6-0 finish in regular season, including a streak of no sacks on QB Vinny Testaverde during Games 12-14 against Carolina, Seattle and Miami. **1999:** Signed by Cincinnati on June 22 as unrestricted free agent from N.Y. Jets ... Started every game at LG for Bengals, running streak of consecutive NFL starts to 64 ... Finished second on Bengals offense in total snaps, missing only five snaps all season ... Helped key HB Corey Dillon's 1200-yard Pro Bowl season along with Bengals' rise to sixth in NFL rushing yards (2051) and third in yards per carry (4.6) ... Also showed polish as a pass protector in his first Cincinnati campaign ... Credited by coaches with 5 "pancake" blocks in victory Dec. 12 vs. Cleveland, the highest pan-

cake total in a game by any Bengals lineman all season ... Led Bengals charge vs. Cleveland as offense rolled for 279 rushing yards, including season-high 192 by HB Corey Dillon ... Joined other offensive line starters in earning coaches' offensive Game Ball for Oct. 10 Cleveland game ... Had 13 pancakes on season ... Cited for excellent work against standout DT Cortez Kennedy on Nov. 7 at Seattle ... Leader in pass blocking effort which allowed no sacks Nov. 21 vs. Baltimore ... Played every offensive snap as offense rolled for three straight 400-yard games, including victories Nov. 28 at Pittsburgh (415 yards), Dec. 5 vs. San Francisco (season-high 476 yards) and Dec. 12 vs. Cleveland (459 yards).

COLLEGE: Earned all-Big Ten honors as both a tackle and guard during his junior and senior seasons at Northwestern ... Played an integral part in head coach Gary Barnett's major turnaround of the football program ... Played 4 of the 5 offensive line positions during his 4-year tenure with the Wildcats.

PERSONAL: Hometown is Lincolnshire, Ill. ... Now lives in Cincinnati year-round ... Helped lead Stevenson High School to state football playoffs, earning all-area and academic all-conference honors ... Also earned all-conference track honors in discus ... Married (wife Jenny) ... Has been active in visiting both pediatric units and elementary schools during his pro career ... An avid weightlifter, considered among the NFL's strongest interior linemen ... Majored in organizational studies at Northwestern ... Full name is Matthew Phillip O'Dwyer.

MATT O'DWYER'S STATISTICS

GAMES-STARTS (86-76 Total; 60-50 NYJ, 26-26 Cin.): **1995** (12-2 NYJ), **1996** (16-16 NYJ), **1997** (16-16 NYJ), **1998** (16-16 NYJ), **1999** (16-16 Cin.), **2000** (10-10 Cin.)

POSTSEASON GAMES-STARTS (2-2): **1998** (2-2 NYJ).

1000 TIMES 11

In 2000, **Corey Dillon** posted the 11th 1000-yard rushing season in Bengals history. Here's an overview of those 11 ground-gobbling performances:

Rusher	Year	Yds.	Avg.	Comment
Corey Dillon	2000	1435	4.6	Broke team record by nearly 200 yards
James Brooks	1989	1239	5.6	Average is franchise-best
Corey Dillon	1999	1200	4.6	Late-season injury foils record bid
Harold Green	1992	1170	4.4	Led team with 41 catches
Corey Dillon	1998	1130	4.3	Led team by 887 yards
Corey Dillon	1997	1129	4.8	Bengals rookie record
James Brooks	1986	1087	5.3	Also 686 yards receiving
Pete Johnson	1981	1077	3.9	274 carries were team record until 2000
Ickey Woods	1988	1066	5.3	"Shuffled" into Super Bowl
Paul Robinson	1968	1023	4.3	Record stood for 13 years
James Brooks	1990	1004	5.1	Also 706 yards receiving



CHAD PLUMMER

Ht: 6-3 Wt: 212
College: Cincinnati
2nd year in NFL*

18

2000 Games: 3-0 (3-0 Ind., 0-0 Cin.); Career Games: 4-0
Contract status as of 7-1-01: In first season of a two-year deal
Acquired: FA '00
Born: 11-30-75

Multi-position standout in college at the University of Cincinnati, Plummer opened 2000 with Indianapolis and played in three games before eventual release from Indy practice squad ... Finished season on Bengals practice squad.

2000 RECAP: Made Indianapolis 53-player roster out of training camp and played in Games 1-3 (no statistics) ... Waived Oct. 12, and signed Oct. 13 to Colts practice squad ... Released Dec. 4 from Colts practice squad, and signed Dec. 7 to Bengals practice squad, where he remained for final three games ... Signed Dec. 26 to Bengals off-season roster.

1999: Drafted by Denver in sixth round (204th overall) ... Signed on July 20 ... Waived on Aug. 27 ... Signed on Sept. 6 to Indianapolis practice squad, where he spent the first nine games ... Signed to Colts 53-player roster Nov. 20, and made NFL playing debut Nov. 21 at Philadelphia (no statistics) ... On inactive list for season's final six games.

THE UC CONNECTION: Plummer will bid in 2001 to become the 10th former University of Cincinnati player to make the Bengals' regular-season roster. The previous

nine were DE Vaughn Booker (2000-present), LB Toney Catchings (1987), QB Greg Cook (1969-74), LB Alex Gordon (1991-93), CB Artrell Hawkins (1998-present), LB Evan Jolitz (1974), LB Howie Kurnick (1979-80), S Rob Niehoff (1987) and RB Clem Turner (1969).

COLLEGE: Three-year starter for University of Cincinnati, playing at quarterback, split end and flanker ... Career passing totals of 235 for 472 for 3248 yards and 19 TDs ... Had 13 career rushing TDs while carrying 339 times for 1031 yards ... As a receiver, caught 62 for 856 yards ... Started six games at QB as a senior and played in five as a receiver ... Started all 12 games at QB as a junior and was named MVP in UC's Humanitarian Bowl victory over Utah State.

PERSONAL: Hometown is Tallahassee, Fla. ... Attended Godby High School, where he lettered in tennis, basketball and track, in addition to football ... Won city and district triple jump and high jump titles as a junior ... Communications major at University of Cincinnati.

* — Plummer did not earn an accrued year of experience toward NFL free agency in 2000 because he was not on an NFL 53-player roster, a Reserve/Injured list or a Reserve/Physically Unable to Perform list for the required minimum of six games. He is designated a second-year player in 2001.

CHAD PLUMMER'S STATISTICS

YEAR	TEAM	G-S	Receiving					Rushing					Scoring					
			NO	YDS	AVG	LG	TD	ATT	YDS	AVG	LG	TD	TD	TD-R	TD-P	TD-RI	2-PIC	PTS
1999	Indianapolis	1-0	0	0	—	—	0	—	—	—	—	—	—	—	—	—	—	—
2000	Indianapolis	3-0	0	0	—	—	0	—	—	—	—	—	—	—	—	—	—	—
	Cincinnati	0-0	DID NOT PLAY**					DID NOT PLAY**					DID NOT PLAY**					
IND. TOTALS		4-0	0	0	—	—	0	—	—	—	—	—	—	—	—	—	—	—
CIN. TOTALS		0-0	—	—	—	—	—	—	—	—	—	—	—	—	—	—	—	—
CAREER		4-0	0	0	—	—	0	—	—	—	—	—	—	—	—	—	—	—

— POSTSEASON —

YEAR TEAM	G-S	Receiving					Rushing					Scoring					
		NO	YDS	AVG	LG	TD	ATT	YDS	AVG	LG	TD	TD	TD-R	TD-P	TD-RI	2-PIC	PTS
1999 Indianapolis	0-0	DID NOT PLAY**					DID NOT PLAY**					DID NOT PLAY**					
CAREER	0-0	—	—	—	—	—	—	—	—	—	—	—	—	—	—	—	—

**NOTE: Plummer was on the practice squad for three games with Cincinnati in 2000. He was inactive for Indianapolis' lone playoff game in 1999.

TOUGH AGAINST THE NFC

Cincinnati's 24-13 victory over Arizona at Paul Brown Stadium on Dec. 3, 2000 moved the Bengals record to 11-3 in the last 14 home games against NFC teams (dating back to the 1993 season).



DANIEL POPE

Ht: 5-10 Wt: 203

College: Alabama

3rd year in NFL

2000 Games-Starts: 16; Career Games-Starts: 32

Contract status as of 7-1-01: One-year contract for 2001

Acquired: W (K.C.) '00

Born: 3-28-75

17

PLAYERS

Pope enters second Bengals season in 2001 ... Joined team during training camp in 2000 and played every game as punter and as the holder for place kicks ... Also handled inside kickoffs ... Set a club record with 94 punts, breaking mark of 91 set by Pat McNally in 1978, and was first Bengals punter in three seasons not to have a punt blocked ... Set a team record for punts for a second consecutive year, as he had established Kansas City Chiefs mark in 1999 with 101 punts ... Had consistently good hang time last season and ranked fourth in AFC in lowest percentage of punts returned (40 of 94, 42.6%) ... Credited in coaches' reviews with no mishandled snaps on field goals or PATs ... Had 18 inside-20 punts on the season against 14 touchbacks ... Has changed his jersey number from No. 13 in 2000 to No. 17 in 2001 ... Signed one-year Bengals contract on 3-13-01.

2000 PARTICIPATION: Began training camp with Kansas City ... Waived by Chiefs on July 20 and awarded to Bengals on waiver claim July 21 ... Played in 16 games for second consecutive season.

2000 HIGHLIGHTS: Excelled in each of Bengals' first two victories of the season ... In 31-21 win Oct. 22 vs. Denver, punted 5 times for season-high averages of 46.6 yards and 40.6 net yards, and had 3 kicks downed inside-20 with only 1 touchback ... In 12-3 win Oct. 29 at Cleveland, 4 of Pope's 8 punts pinned the Browns inside the 20, including 1 downed by safety Chris Carter in the first quarter at the Cleveland 2. Cincinnati's defense held the Browns without a first down after Carter's downed punt, and the offense was able to take possession at the Cleveland 43 for the lone TD drive of the day by either side ... Rushed for 22 yards, Bengals longest rushing gain of the game, on a fake punt in the third quarter of the season opener Sept. 10 vs. Cleveland. The play converted a fourth-and-14 situation from the Bengals 45, carrying to the Cleveland 33, and drive continued to the Cleveland 12 before Browns intercepted a pass in end zone ... Punted 10 times Oct. 15 at Pittsburgh, tied for second-most in

Bengals history in a game, and averaged 44.3 yards ... Launched season-long 57-yard punt Oct. 22 vs. Denver, and equaled that distance with 1 of his 9 punts Dec. 10 at Tennessee ... Pope's 94 punts ranked third in the NFL behind Cleveland's Chris Gardocki (108) and Buffalo's Chris Mohr (95) ... Credited with 1 special teams tackle Oct. 15 at Pittsburgh.

1999: Signed April 26 by Detroit as rookie free agent ... Waived by Lions on Aug. 26 and acquired by Kansas City on waiver claim Aug. 27 ... Handled punting and placement holding duties for Chiefs in all 16 games ... His 101 punts broke the team record of 99 set by Lewis Colbert in 1986, and he also set a Chiefs season record with 4218 punt yards ... Ranked fourth in NFL in total punts ... Had 20 punts inside-20 against just 10 touchbacks ... Gross average of 41.8 yards was fourth-best in Chiefs history ... Launched a 64-yard punt, still the longest of his career, in his NFL debut Sept. 12 at Chicago ... Posted a 45.0 gross average and a 40.8 net average Sept. 26 vs. Detroit, including three inside-20s ... Had 47.0 gross average and 41.6 net Oct. 31 at San Diego, but had one punt blocked ... Had career-high gross average of 49.3 yards with 40.6 net on Dec. 5 at Denver, with 2 inside-20 ... Made a touch-down-saving tackle against Troy Edwards on Dec. 18 vs. Pittsburgh ... Had a punt blocked and returned for a touch-down by Raiders in Jan. 2 season finale vs. Oakland.

COLLEGE: Alabama team captain and consensus first-team all-SEC punter as a senior in 1998, ranking second nationally in net average (40.8) and 11th nationally in gross average (44.0) ... Of 66 punts as a senior, 20 were inside-20 kicks and another 13 were fair caught ... Named third-team All-America pick by *Football News* in '98 ... Averaged 43.5 gross yards on 124 punts for his Crimson Tide career ... Ranked third in SEC as a junior with 43.1-yard gross average.

PERSONAL: Hometown is Alpharetta, Ga. ... Three-year defensive captain at Milton High School.

DANIEL POPE'S STATISTICS

			Punting								Special Teams									
YEAR	TEAM	G	NO	YDS	AVG	NET	TB	IN-20	LG	BLK	TKL	AST	TOT	FF	FR-YDS	BP	BFG	BXP		
1999	Kansas City	16	101	4218	41.8	35.1	10	20	64	2	1	0	1	0	0-0	0	0	0		
2000	Cincinnati	16	94	3775	40.2	33.1	14	18	57	0	0	1	1	0	0-0	0	0	0		
K.C. TOTALS		16	101	4218	41.8	35.1	10	20	64	2	1	0	1	0	0-0	0	0	0		
CIN. TOTALS		16	94	3775	40.2	33.1	14	18	57	0	0	1	1	0	0-0	0	0	0		
CAREER		32	195	7993	41.0	34.1	24	38	64	2	1	1	2	0	0-0	0	0	0		

(continued)

		Passing							Rushing					
YEAR	TEAM	ATT	CMP	YDS	TD	INT	LG	SKD-YDS	RAT	ATT	YDS	AVG	LG	TD
1999	Kansas City	—	—	—	—	—	—	—	—	1	0	0.0	0	0
2000	Cincinnati	—	—	—	—	—	—	—	—	2	22	11.0	22	0
K.C. TOTALS		—	—	—	—	—	—	—	—	1	0	0.0	0	0
CIN. TOTALS		—	—	—	—	—	—	—	—	2	22	11.0	22	0
CAREER		—	—	—	—	—	—	—	—	3	22	7.3	22	0

— POPE'S SINGLE-GAME HIGHS —

PUNTING — Most Punts: 10 at Pitt. 10-15-00 (for Cin.); Most Punting Yards: 444 at Den. 12-5-99 (for K.C.); Long Punt: 64 at Chi. 9-12-99 (for K.C.); Most Inside-20 Punts: 4 at Cle. 10-29-00 (for Cin.); Blocked Punts: 1 (twice); most recently vs. Oak 1-2-00 (for K.C.).

— POPE'S 2000 GAME-BY-GAME PUNTING —

OPPONENT	NO	YDS	AVG	NET	TB	IN-20	LG	BLK
—BYE—								
CLEVELAND	6	244	40.7	39.8	0	0	49	0
at Jacksonville	7	294	42.0	33.4	1	0	54	0
at Baltimore	4	146	36.5	27.3	0	1	51	0
MIAMI	4	125	31.3	31.3	0	1	42	0
TENNESSEE	7	260	37.1	29.6	0	0	47	0
at Pittsburgh	10	443	44.3	34.5	1	2	51	0
DENVER	5	233	46.6	40.6	1	3	57	0
at Cleveland	8	317	39.6	31.3	1	4	52	0
BALTIMORE	8	347	43.4	32.4	3	1	52	0
at Dallas	3	110	36.7	26.3	1	0	46	0
at New England	5	214	42.8	36.6	1	2	52	0
PITTSBURGH	4	142	35.5	34.3	0	1	41	0
ARIZONA	4	131	32.8	28.0	0	0	41	0
at Tennessee	9	401	44.6	35.3	3	2	57	0
JACKSONVILLE	5	181	36.2	31.0	1	0	44	0
at Philadelphia	5	187	37.4	30.6	1	1	45	0
TOTALS	94	3775	40.2	33.1	14	18	57	0

K



NEIL RACKERS

Ht: 6-0 Wt: 205

College: Illinois

2nd year in NFL

2000 Games-Starts: 16; Career Games-Starts: 16

Contract status as of 7-1-01: In second season of a three-year deal.

Acquired: D6 '00 (169th overall)

Born: 8-16-76

5

Sixth-round Bengals draft choice won a training camp competition with veteran Doug Peltrey, and handled place-kicks and kickoffs throughout the 2000 season ... Perfect on PATs (21 for 21) and provided improved depth on kickoffs compared to previous seasons ... Came through with a game-winning field goal in final seconds vs. Jacksonville in last home game of the season ... Was earliest drafted pure placekicker by Bengals since 1976 selection of Chris Bahr in second round.

2000 RECAP: Kicked in all 16 games ... Capped the inaugural Bengals season at Paul Brown Stadium on Dec. 17 by kicking 27-yard FG as time expired to give Cincinnati a 17-14 win over Jacksonville ... Opened the season 0 for 3 on field goals in his first three games (one blocked), but came back on Oct. 1 vs. Miami to go 3 for 3, connecting from 23, 38 and 34 yards ... Went 6 for 7 on FGs during five-game stretch at mid-season (Games 7-11) ... Made his only try (24 yards) in victory Oct. 22 vs. Denver.

went 1 for 1 (39 yards) in win Oct. 29 at Cleveland, went 2 for 2 (22, 37) on Nov. 12 at Dallas and was 2 for 3 (28, 45) on Nov. 19 at New England ... Nailed 45-yard FG try Dec. 10 at Tennessee, tying New England effort for his longest of the year ... Sealed Bengals' 24-13 victory Dec. 3 vs. Arizona with 32-yard FG for game's final points with 1:02 remaining in fourth quarter ... Twice went 4 for 4 on PATs, on Oct. 22 vs. Denver and Nov. 26 vs. Pittsburgh ... Credited with 4 special teams tackles in coaches' film review and 2 special teams tackles in press box statistics ... Took pitch from holder Daniel Pope on fake field goal try in second quarter Oct. 15 at Pittsburgh, but tackled for 5-yard loss at Steelers' 21.

COLLEGE: Set the Illinois season scoring record with 110 points as a senior in 1999 season, including 9 points — on 9 for 9 PAT kicks — in 63-21 win over Virginia in MicronPC.com Bowl ... During regular season, made 20 of 25 FG attempts and all 35 of his PAT tries ... Had touch-

backs on 56.7% of his 1999 regular-season kickoffs (38 of 67) ... Rackers' 44 consecutive PATs in '99 (including 9 in bowl game) were the most in school history ... His 110 points broke Mike Bass' record of 104 which had stood since 1982.

PERSONAL: Hometown is Florissant, Mo., in suburban St. Louis ... Earned 11 varsity letters (4 baseball, 4 soccer, 3 football) at Aquinas-Mercy High School ...

Earned all-conference honors in all three of his sports ... Kicked field goals of 53 and 49 yards ... Batted .480 and .420 in his last two baseball seasons ... Led Mercy to consecutive state championships in soccer, scoring 11 goals in his junior season and 16 goals as a senior ... Holds degree in speech communication from Illinois ... Broadcasting major at Illinois ... Married (wife Rachel) ... Lives year-round in Cincinnati ... Has worked extensively with former N.Y. Jets placekicker Pat Leahy.

NEIL RACKERS' STATISTICS

YEAR	TEAM	G	Scoring					Field Goals							
			XP-XPA	BXP	FG-FGA	BFG	PTS	1-19	20-29	30-39	40-49	50+	LG	TOT	FG%
2000	Cincinnati	16	21-21	0	12-21	2	57	0-0	5-5	5-9	2-7	0-0	45	12-21	57.1
CAREER		16	21-21	0	12-21	2	57	0-0	5-5	5-9	2-7	0-0	45	12-21	57.1

YEAR TEAM	Special Teams								Punting						
	TKL	AST	TOT	FF	YDS	BP	BFG	BXP	NO	YDS	AVG	TB	IN-20	LG	BLK
2000 Cincinnati	2	0	2	0	0-0	0	0	0	—	—	—	—	—	—	—
CAREER	2	0	2	0	0-0	0	0	0	—	—	—	—	—	—	—

MISCELLANEOUS STATISTICS — 1 rushing attempt for minus-5 yards in 2000.

— RACKERS' SINGLE-GAME HIGHS —

FIELD GOALS — Attempts: 3 (3 times), most recently vs. Ariz. 12-3-00; Made: 3 vs. Mla. 10-1-00; Missed: 2 (3 times); most recently vs. Ariz. 12-3-00 (1-for-3); Long: 45 at N.E. 11-19-00.

EXTRA POINTS — Attempts: 4 (twice); most recently vs. Pitt. 11-26-00; Made: 4 (twice); most recently vs. Pitt. 11-26-00; Missed: none.

POINTS — Total: 10 vs. Miami 10-1-00 (3 FG, 1 PAT).

— RACKERS' 2000 GAME-BY-GAME STATISTICS —

	Scoring					Field Goals							
OPPONENT	XP-XPA	BXP	FG-FGA	BFG	PTS	1-19	20-29	30-39	40-49	50+	LG	TOT	FG%
—BYE—													
CLEVELAND	1-1	0	0-1	1	1	0-0	0-0	0-0	0-1	0-0	—	0-1	0.0
at Jacksonville	0-0	0	0-2	0	0	0-0	0-0	0-0	0-2	0-0	—	0-2	0.0
at Baltimore	0-0	0	0-0	0	0	0-0	0-0	0-0	0-0	0-0	—	0-0	—
MIAMI	1-1	0	3-3	0	10	0-0	1-1	2-2	0-0	0-0	38	3-3	100.0
TENNESSEE	2-2	0	0-2	1	2	0-0	0-0	0-1	0-1	0-0	—	0-2	0.0
at Pittsburgh	0-0	0	0-0	0	0	0-0	0-0	0-0	0-0	0-0	—	0-0	—
DENVER	4-4	0	1-1	0	7	0-0	1-1	0-0	0-0	0-0	24	1-1	100.0
at Cleveland	1-1	0	1-1	0	4	0-0	0-0	1-1	0-0	0-0	39	1-1	100.0
BALTIMORE	1-1	0	0-0	0	1	0-0	0-0	0-0	0-0	0-0	—	0-0	—
at Dallas	0-0	0	2-2	0	6	0-0	1-1	1-1	0-0	0-0	37	2-2	100.0
at New England	1-1	0	2-3	0	7	0-0	1-1	0-1	1-1	0-0	45	2-3	66.7
PITTSBURGH	4-4	0	0-0	0	4	0-0	0-0	0-0	0-0	0-0	—	0-0	—
ARIZONA	3-3	0	1-3	0	6	0-0	0-0	1-2	0-1	0-0	32	1-3	33.3
at Tennessee	0-0	0	1-1	0	3	0-0	0-0	0-0	1-1	0-0	45	1-1	100.0
JACKSONVILLE	2-2	0	1-1	0	5	0-0	1-1	0-0	0-0	0-0	27	1-1	100.0
at Philadelphia	1-1	0	0-1	0	1	0-0	0-0	0-1	0-0	0-0	—	0-1	0.0
TOTALS	21-21	0	12-21	2	57	0-0	5-5	5-9	2-7	0-0	45	12-21	57.1

A SPECIAL EXPLOSION

The Bengals record for most points in a game by the special teams is 31, from a 43-14 victory at Buffalo on Nov. 8, 1970.

Lemar Parrish scored two special teams touchdowns, one on a 95-yard kickoff return and another on an 83-yard return of a blocked field goal attempt. **Horst Muhlmann** added 15 points on five field goals, and four PATs by Muhlmann completed the special teams onslaught.

The offense scored only one TD, one a one-yard run by **Jess Phillips**. The defense scored a TD on an eight-yard fumble return by **Royce Berry**.



SCOTT REHBERG

Ht: 6-8 **Wt:** 315

College: Central Michigan

5th year in NFL

2000 Games-Starts: 10-6; **Career Games-Starts:** 33-19

Contract status as of 7-1-01: In final season of a two-year deal

Acquired: FA '00

Born: 11-17-73

79

Bengals' biggest lineman, Rehberg used his size and strength to good advantage and finished 2000 season as team's starting LG (after Matt O'Dwyer was sidelined by broken ankle) ... Started the last five games and helped team average 153.8 rushing yards over that span ... Started 13 games for Cleveland in 1999 before coming to Bengals via free agency.

2000 PARTICIPATION: Signed with Cincinnati as free agent on March 2 ... Started season opener Sept. 10 vs. Cleveland, subbing for suspended LG Matt O'Dwyer ... Did not see action on offense in the next 10 games, with three games on inactive list, three games active-but-DNP and four games with action on special teams only ... Started Games 12-16 at LG after injury to O'Dwyer.

2000 HIGHLIGHTS: Credited in coaches' reviews with 9 "dominating blocks" (DBs) in 382 offensive snaps, second-best ratio on the team ... Had 2 DBs on Sept. 10 as he started and played every snap against his former Cleveland teammates ... Saw next action on offense Nov. 26 vs. Pittsburgh, when he took over for injured Matt O'Dwyer as starting LG, and credited with 3 DBs ... Also had 3 DBs in victory Dec. 3 vs. Arizona, playing every snap as Bengals rushed for 292 yards, third-most in team history, including 216 by HB Corey Dillon ... Graded 88% in Arizona game, and tied that personal high with another 88% grade in victory Dec. 17 vs. Jacksonville.

PREVIOUS SEASONS — 1997: Drafted by New England in seventh round (230th overall) ... Signed June 17 ... Was active for seven games as a rookie and appeared in six ... Made NFL debut in season opener Aug. 31 vs. San Diego when RT Zefross Moss left the game with an elbow injury ... Substituted at tackle and played on special teams Sept. 7 at Indianapolis ... On inactive list for Games 3-6 ... Active but DNP Oct. 19 at N.Y. Jets ... Played in the next four games on special teams, and was on inactive list for the final five regular-season games and two playoff games. **1998:** Appeared in two games for the Patriots, on Oct. 11 vs. Kansas City and Nov. 29 vs. Buffalo ... Active but DNP on Oct. 4 at New Orleans and Nov. 15 at Buffalo ... On inactive list for the other 12 games. **1999:** Acquired by Cleveland from New England in Feb. 9 Expansion Draft ... Started in 13 games and played as reserve in two ... Inactive due to flu for Game 12, Nov. 28 vs. Tennessee ... Made 10 starts at RG, two starts at LT

and one start at RT ... Made first NFL start Sept. 12 vs. Pittsburgh, opening at RG ... Saw action on special teams Sept. 19 at Tennessee, then returned to starting RG role for next nine games, including Oct. 10 vs. Bengals and in the expansion Browns' two victories on the season, Oct. 31 at New Orleans and Nov. 14 at Pittsburgh ... Switched from RG to LT late in fourth quarter of Nov. 14 Pittsburgh game, replacing injured Lomas Brown (knee) ... Started at LT on Nov. 21 vs. Carolina as Browns passed for 257 yards, second-highest total of season, and team allowed only 1 sack for 2 yards ... Played as reserve Dec. 12 at Bengals ... Returned to starting RG role Dec. 19 vs. Jacksonville, but was moved to starting RT in season finale Dec. 26 vs. Indianapolis, replacing injured Orlando Brown (eye) ... Against Indianapolis, helped offense produce season-high 141 rushing yards and season's only game in which Browns did not allow a sack.

COLLEGE: Largest player to ever wear a Chippewa uniform at Central Michigan, and maintained a 3.35 GPA and earned Scholar Athlete of the Year ... As a senior, was a consensus All-Mid-American Conference selection by posting 74 knockdowns while starting every game at left tackle ... Earned Player of the Game honors as the offense amassed 441 yards vs. Virginia's heralded defense ... Redshirted as a true freshman in 1992 and played from 1993-96.

PERSONAL: Hometown is Kalamazoo, Mich. ... Attended Central HS in Kalamazoo and lettered in football and track ... Earned *Detroit Free Press* "Fabulous 50" honors in football during his final two seasons ... Off-season residence is Strongsville, Ohio ... Attended high school with Derek Jeter, N.Y. Yankees shortstop ... Married (wife Tyna) with a son, Matthew (birthdate 3-25-00) ... Majored in social science at Central Michigan ... Hobbies include working out and golf ... Full name is Scott Joseph Rehberg ... Last name is pronounced "RAY-berg."

SCOTT REHBERG'S STATISTICS

GAMES-STARTS (33-19 Total; 8-0 N.E., 15-13 Cle., 10-6 Cin.): **1997** (6-0 N.E.), **1998** (2-0 N.E.), **1999** (15-13 Cle.), **2000** (10-6 Cin.).

POSTSEASON GAMES-STARTS (0-0): **1997** (inactive NYJ), **1998** (inactive N.E.).

C



ROGER ROESLER

Ht: 6-5 Wt: 307

College: Texas

1st year in NFL*

64

2000 Games-Starts: 0-0; Career Games-Starts: 0-0

Contract status as of 7-1-01: In second season of a three-year deal

Acquired: FA '00

Born: 10-5-77

Three-year starter for powerful Texas offenses, Roesler seeks his first NFL playing time after spending most of 2000 on Bengals practice squad ... On roster but inactive for season's final three games.

2000 RECAP: Signed with Cincinnati as rookie free agent on April 26 ... Played in preseason opener Aug. 4 at Buffalo, and was active but DNP for final three preseason games ... Waived Aug. 27, and signed Aug. 28 to Bengals practice squad ... Signed on Dec. 7 to Bengals 53-player roster ... On weekly inactive list for Games 14-16.

COLLEGE: Finished his career with 30 consecutive starts at LG ... Texas had a 1000-yard rusher in each of his three seasons, and he helped UT backs produce 17 rushing games of 200-plus yards ... Earned first-team All-Big 12 honors as a senior, as well as honorable mention

All-America honors from *The Sporting News* ... Earned three varsity letters with UT track team ... Two-time qualifier in shot put for NCAA track meet, and finished 11th at 1997 NCAA Outdoor Championships.

PERSONAL: Hometown is Round Rock, Texas ... Attended Round Rock High School, where he earned second-team Class 5A all-state honors in football and was a track All-American ... Education major at Texas, and was named first-team Academic All-Big 12 in 1998 ... Off-season residence is Austin, Texas ... Enjoys hunting and ranching ... Full name is Roger Adrian Roesler ... Last name is pronounced "RACE-ler."

* — Roesler did not earn an accrued year of experience toward NFL free agency in 2000 because he was not on an NFL 53-player roster, a Reserve/Injured list or a Reserve/Physically Unable to Perform list for the required minimum of six games. He is designated a first-year player in 2001.

PLAYERS

CB



MARK ROMAN

Ht: 5-11 Wt: 184

College: Louisiana State

2nd year in NFL

20

2000 Games-Starts: 8-2; Career Games-Starts: 8-2

Contract status as of 7-1-01: In second season of a four-year deal

Acquired: D2 '00 (34th overall)

Born: 3-26-77

Second-round draft pick showed promise for 2001 with solid performances as starting LCB in last season's final two games ... Had strong effort against the run as well as the pass, particularly in victory vs. Jacksonville ... His early-season development was slowed by contract negotiations that caused him to miss more than two weeks of training camp ... Strong, physical DB who was a four-year starter in the tough SEC and scored three times on interception returns of 50-plus yards.

2000 RECAP: Drafted by Cincinnati in second round (34th overall) ... Signed Aug. 8 ... On weekly inactive list for Games 1-2, 4 and 6-10 ... Played as reserve in Games 3, 5 and 11-14 ... Made NFL debut with brief action Sept. 24 at Baltimore ... Broke up a Patriots touchdown bid Nov. 19 at New England, swatting away Drew Bledsoe pass intended for Tony Simmons in the end zone on third-down play in second quarter; Patriots settled for a field goal ... Started Games 15-16 at LCB, replacing injured Robert Bean ... In first start, Dec. 17 vs. Jacksonville, Roman posted 10 solo tackles, tied for second-most by a Bengal for the season ... Also vs. Jacksonville, forced a third-

quarter fumble by WR Jimmy Smith and made an apparent recovery at Bengals' 33, but the recovery was nullified by an instant replay ruling that Roman was out of bounds before gaining possession ... Had 3 tackles (2 solo) and a pass defended in start Dec. 24 at Philadelphia.

COLLEGE: Moved to cornerback as a senior after playing mostly free safety his first three seasons ... Played 37 games over four seasons (36 starts), with 253 tackles, 10 INT for 263 yards and 3 TDs, 5 forced fumbles and 21 passes defended ... Missed last five games of his senior season because he was ruled ineligible for signing with player agent ... Started 30 games over his first three seasons at FS.

PERSONAL: Hometown is New Iberia, La. ... At New Iberia High School honored as Louisiana's Class 5A MVP on offense ... Played RB as a senior and gained 1897 yards on the ground, with 21 touchdowns ... Also ran track in high school ... Sociology major at LSU ... Full name is Mark Emery Roman.

MARK ROMAN'S STATISTICS

			Defense							Interceptions					Scoring				
			SKS- FR-												TD TD				
YEAR	TEAM	G-S	TKL	AST	TOT	YDS	PD	FF	YDS	NO	YDS	AVG	LG	TD	TD	Int	FR	S	PTS
2000	Cincinnati	8-2	15	1	16	0-0	2	1	0-0	—	—	—	—	—	—	—	—	—	—
CAREER		8-2	15	1	16	0-0	2	1	0-0	—	—	—	—	—	—	—	—	—	—

			Special Teams							Kickoff Returns					Punt Returns						
			FR-																		
YEAR	TEAM		TKL	AST	TOT	FF	YDS	BP	BFG	BXP	NO	YDS	AVG	LG	TD	NO	FC	YDS	AVG	LG	TD
2000	Cincinnati		1	0	1	0	0-0	0	0	0	—	—	—	—	—	—	—	—	—	—	—
CAREER			1	0	1	0	0-0	0	0	0	—	—	—	—	—	—	—	—	—	—	—

— ROMAN'S 2000 GAME-BY-GAME DEFENSIVE STATISTICS —

OPPONENT	TKL	AST	TOT	SKS-YDS	INT-YDS	PD	FF	FR-YDS
—BYE—								
CLEVELAND				INACTIVE				
at Jacksonville				INACTIVE				
at Baltimore	0	0	0	0-0	0-0	0	0	0-0
MIAMI				INACTIVE				
TENNESSEE	0	0	0	0-0	0-0	0	0	0-0
at Pittsburgh				INACTIVE				
DENVER				INACTIVE				
at Cleveland				INACTIVE				
BALTIMORE				INACTIVE				
at Dallas				INACTIVE				
at New England	0	0	0	0-0	0-0	1	0	0-0
PITTSBURGH	0	0	0	0-0	0-0	0	0	0-0
ARIZONA	2	0	2	0-0	0-0	0	0	0-0
at Tennessee	1	0	1	0-0	0-0	0	0	0-0
JACKSONVILLE	10	0	10	0-0	0-0	0	1	0-0
at Philadelphia	2	1	3	0-0	0-0	1	0	0-0
TOTALS	15	1	16	0-0	0-0	2	1	0-0

MLB



ADRIAN ROSS

Ht: 6-2 Wt: 256

College: Colorado State

4th year in NFL

57

2000 Games-Starts: 13-4; Career Games-Starts: 43-15

Contract status as of 7-1-01: One-year contract for 2001

Acquired: CFA '98

Born: 2-19-75

One of Bengals' best rookie free agent finds, Ross posted career-high tackle totals last year in his third Cincinnati season ... Surpassed his previous totals despite missing three games with injuries and playing hurt in several other games ... Over season's final 15 weeks, shared with rookie Armegis Spearman the role of replacing injured starting MLB Brian Simmons ... Played behind Spearman most of the season, but had worked his way into starting MLB job before a hand injury in Game 14 sidelined him for the final two contests ... Was a starter in 1999 as ROLB until Game 11, when defense switched alignment from 3-4 to 4-3.

2000 PARTICIPATION: Played as reserve in Games 1-4 ... Started at MLB in Game 5 (Oct. 8 at Tennessee) and Game 6 (Oct. 15 at Pittsburgh), replacing injured Armegis Spearman ... Returned to reserve role for Games 7-10, but suffered left ankle sprain in Game 9 (Nov. 5 vs. Baltimore) and reaggravated the injury in Game 10 (Nov. 12 at Dallas)

... Inactive for Game 11 (Nov. 19 vs. New England), and played as reserve in Game 12 (Nov. 26 vs. Pittsburgh) ... Named starter by coach's decision for Game 13 (Dec. 3 vs. Arizona) and Game 14 (Dec. 10 at Tennessee), but suffered hand laceration in second quarter at Tennessee ... On inactive list due to hand injury for Games 15-16.

2000 HIGHLIGHTS: Ross' one solo tackle Sept. 10 vs. Cleveland was a big one near the goal line, as he stopped RB Errict Rhett for a 1-yard gain on a fourth-and-2 play from the Cincinnati 3 on the game's opening possession ... Had 4 tackles (3 solo) Oct. 1 vs. Miami, replacing Armegis Spearman at MLB after a sore shoulder forced Spearman from the lineup ... Made the first of his four starts on Oct. 8 vs. Tennessee, finishing second on the team with 7 tackles (all solo) ... Also finished second on team in tackles in start Oct. 15 at Pittsburgh, logging 6 solo stops ... Returned to reserve role Oct. 22 vs. Denver and posted 2 tackles (1 solo) with a pass defended ... Returned to action

Nov. 26 vs. Pittsburgh after missing one game with left ankle sprain, and tied for the team lead with 6 tackles (all solo) while playing in reserve role ... Performance vs. Pittsburgh included a 6-yard sack against Kordell Stewart to the Bengals 26 in late second quarter, helping force Steelers to settle for FG attempt ... Promoted to starting job for Dec. 3 game vs. Arizona and had 2 solos with a pass defended ... Also started Dec. 10 at Tennessee and had 1 solo before hand laceration sidelined him in the second quarter.

PREVIOUS SEASONS — 1998: Signed with Cincinnati on April 21 as rookie free agent ... Played in 14 games with 1 start ... Saw first significant action on defense Nov. 8 at Jacksonville; platooned with Steve Foley as replacement for injured James Francis at LOLB, and had 4 tackles (3 solo) ... With Foley also injured, made first start Nov. 15 at Minnesota, and had 3 tackles ... Stopped Bills scoring threat by intercepting Doug Flutie pass in 2nd quarter Dec. 6 vs. Buffalo, returning 11 yards to Bengals 29 ... Also vs. Bills, had 4 solo tackles and a deflection of a Flutie fourth-quarter pass that John Copeland intercepted at Bills 24 to set up Bengals TD drive ... Finished season with 14 tackles (12 solo) ... Tied for 5th in special teams tackles with 7 ... On inactive list for Games 3-4. **1999:** Started in Games 1-10 at ROLB in the 3-4 defense ... Played as defensive reserve in 4-3 front

in Games 11-16 ... Had season-high 4 tackles (all solo) Sept. 26 at Carolina, and logged first pro sack when he dropped Steve Beuerlein for 7-yard loss in first quarter ... Forced a fumble on sack of Beuerlein, but Panthers recovered ... Also had 2 QB hurries at Carolina, and had 2 hurries Sept. 19 vs. San Diego ... Had 8 hurries on season, tied for fourth among LBs ... Had 2 tackles in victories Oct. 10 at Cleveland and Nov. 28 at Pittsburgh ... Tied for sixth on special teams with 5 tackles.

COLLEGE: Joined Colorado State program as a walk-on in 1993, and departed with a No. 5 ranking on school's all-time sacks list (18.0) ... Started his last 25 games as a DE, including 1997 Holiday Bowl, and was named All-WAC Pacific Division as a junior and senior ... Had 3.5 sacks and 15 tackles for loss as a senior, and 9.5 sacks and 12 tackles for loss as a junior.

PERSONAL: Hometown is Elk Grove, Calif. ... Attended Elk Grove HS, earning letters in football, track and basketball while making scholastic honors list four straight years ... Has B.S. degree in animal science from Colorado State ... Off-season residence is Sacramento, Calif. ... Enjoys speaking with elementary and junior high students about the value of education ... Hobbies include jet skiing and video games ... Full name is Adrian Lamont Ross.

ADRIAN ROSS' STATISTICS

YEAR TEAM	G-S	Defense							Interceptions					Scoring			
		TKL	AST	TOT	SKS-YDS	PD	FF	FR-YDS	NO	YDS	AVG	LG	TD	TD	IntRt	FRRI	S PTS
1998 Cincinnati	14-1	12	2	14	0-0	4	0	0-0	1	11	11.0	11	0	—	—	—	—
1999 Cincinnati	16-10	15	3	18	1-7	1	1	0-0	0	0	—	—	0	—	—	—	—
2000 Cincinnati	13-4	31	2	33	1-6	3	0	0-0	0	0	—	—	0	—	—	—	—
CAREER	43-15	58	7	65	2-13	8	1	0-0	1	11	11.0	11	0	—	—	—	—

YEAR TEAM	Special Teams								Kickoff Returns					Punt Returns				
	TKL	AST	TOT	FF	FR-YDS	BP	BFG	BXP	NO	YDS	AVG	LG	TD	NO	FC	YDS	AVG	LG
1998 Cincinnati	7	0	7	0	0-0	0	0	0	—	—	—	—	—	—	—	—	—	—
1999 Cincinnati	4	1	5	0	0-0	0	0	0	—	—	—	—	—	—	—	—	—	—
2000 Cincinnati	5	0	5	0	0-0	0	0	0	—	—	—	—	—	—	—	—	—	—
CAREER	16	1	17	0	0-0	0	0	0	—	—	—	—	—	—	—	—	—	—

ROSS' 2000 GAME-BY-GAME DEFENSIVE STATISTICS

OPPONENT	TKL	AST	TOT	SKS-YDS	INT-YDS	PD	FF	FR-YDS
—BYE—								
CLEVELAND	1	0	1	0-0	0-0	0	0	0-0
at Jacksonville	0	0	0	0-0	0-0	0	0	0-0
at Baltimore	1	0	1	0-0	0-0	0	0	0-0
MIAMI	3	1	4	0-0	0-0	0	0	0-0
TENNESSEE	7	0	7	0-0	0-0	0	0	0-0
at Pittsburgh	6	0	6	0-0	0-0	0	0	0-0
DENVER	1	1	2	0-0	0-0	1	0	0-0
at Cleveland	1	0	1	0-0	0-0	0	0	0-0
BALTIMORE	1	0	1	0-0	0-0	1	0	0-0
at Dallas	1	0	1	0-0	0-0	0	0	0-0
at New England				INACTIVE				
PITTSBURGH	6	0	6	1-6	0-0	0	0	0-0
ARIZONA	2	0	2	0-0	0-0	1	0	0-0
at Tennessee	1	0	1	0-0	0-0	0	0	0-0
JACKSONVILLE				INACTIVE				
at Philadelphia				INACTIVE				
TOTALS	31	2	33	1-6	0-0	3	0	0-0



Ht: 6-3 Wt: 247

College: Southwest Missouri State
2nd year in NFL

48

2000 Games-Starts: 16-0; Career Games-Starts: 16-0

Contract status as of 7-1-01: In second season of a three-year deal

Acquired: D7 '00 (210th overall)

Born: 8-19-76

First drafted long-snapping specialist in Bengals history, St. Louis provided a near-flawless performance last season on punt and place-kick snaps ... Also a solid performer on special teams coverage and return units ... Has a quick, precise hand motion, and his punt snaps have been clocked in the outstanding range at 0.68 seconds ... Has good size to withstand blocking responsibilities on placekick snaps ... A tight end in college, he practiced with Bengals TEs but did not see game action on offense.

2000 RECAP: Rated in coaches' reports with no errant snaps on team-record 94 punt snaps and only one errant snap (bounced to holder) on 42 place-kick snaps ... Ranked second on team in total special teams snaps (270), playing on kickoff return and punt return units as well as punt and place-kick squads ... Ranked eighth in special teams tackles (7) in coaches' film review and tied for 11th in special teams tackles (4) in press box stats.

COLLEGE: Earned three-time All-Gateway Conference honors for Division I-AA Southwest Missouri State ... Finished third on the team with 32 receptions for 371 yards and 4 TDs as a senior ... Closed his career with TD catches of 19 and 5 yards Nov. 20 vs. Indiana State ... Had 26 receptions for 282 yards as a junior, and 30 catches for 349 yards with 3 TDs as a sophomore.

PERSONAL: Hometown is Belton, Mo. ... Born in Waverly, Mo. ... Caught 42 passes for 508 yards and 11 touchdowns over his last two years at Belton (Mo.) HS ... All-conference pick ... Named his team's Lineman of the Year as a junior ... Helped lead his team to two district titles ... Also competed in track, tennis and wrestling ... Father, Mike, is a former Southwest Missouri State football player who played professionally in the Canadian League ... Full name is Brad Allen St. Louis.

BRAD ST. LOUIS' STATISTICS

		Special Teams								Kickoff Returns					Punt Returns					
		FR-																		
YEAR TEAM	G-S	TKL	AST	TOT	FF	YDS	BP	BFG	BXP	NO	YDS	AVG	LG	TD	NO	FC	YDS	AVG	LG	TD
2000 Cincinnati	16-0	4	0	4	0	0-0	0	0	0	—	—	—	—	—	—	—	—	—	—	—
CAREER	16-0	4	0	4	0	0-0	0	0	0	—	—	—	—	—	—	—	—	—	—	—

BENGALS YEAR-BY-YEAR VS. NFC TEAMS (Regular season)

SEASON	W	L	T	SEASON	W	L	T
1970	1	2	0	1986	3	1	0
1971	1	2	0	1987	1	2	0
1972	2	1	0	1988	4	0	0
1973	2	1	0	1989	2	2	0
1974	2	1	0	1990	1	3	0
1975	3	0	0	1991	1	3	0
1976	2	0	0	1992	1	3	0
1977	2	1	0	1993	2	2	0
1978	2	2	0	1994	1	3	0
1979	2	2	0	1995	2	2	0
1980	2	2	0	1996	2	2	0
1981	2	2	0	1997	2	2	0
1982	1	0	0	1998	1	3	0
1983	3	1	0	1999	1	2	0
1984	2	2	0	2000	1	2	0
1985	2	2	0	TOTALS	56	53	0



Ht: 6-1 Wt: 204
College: San Diego State
8th year in NFL

86

2000 Games-Starts: 0-0; **Career Games-Starts:** 93-88
Contract status as of 7-1-01: In fourth season of a five-year deal
Acquired: D2 '94 (30th overall)
Born: 7-7-72

Bengals welcome back their top veteran WR, who spent 2000 on Injured Reserve after suffering a broken leg in training camp ... Had previously missed only three games in six seasons ... Participated in individual drills at May 2001 mini-camp, and expected to be ready for full participation in '01 training camp ... Earned recognition among the league's top receivers in '99, posting career highs of 68 catches and 1022 yards ... Led Bengals with 7 TDs, tying his previous career high ... A consistent producer throughout his career, he has never had fewer than 46 catches, 797 yards and 5 TDs in a season ... Ranks fifth all-time on Bengals in receptions (329) and receiving yards (5156) ... Only receiver in Bengals history to top 800 yards in each of his first three seasons.

2000 RECAP: Injured in training camp practice on Aug. 1, suffering fractured tibia and fibula in his left leg ... Underwent surgery later the same day, and placed on Injured Reserve list on Aug. 2.

PREVIOUS SEASONS — 1994: Drafted by Bengals in second round (30th overall) ... Tied teammate Carl Pickens for NFL lead in receptions of 50-plus yards (5) ... Led AFC in yards per catch (18.8) ... Became only player in Bengals history to record back-to-back games of 150 receiving yards when he caught 4 for 155 yards on Oct. 30 vs. Dallas and 7 for 157 yards on Nov. 6 at Seattle ... Had team's longest catch of season (76) at Seattle, setting up game-winning field goal in OT ... Scored TDs on passes of 67 and 55 yards vs. Dallas, joining Isaac Curtis (1973) as only Bengals to score on two passes of 50-plus in the same game ... Threw one pass, Nov. 20 vs. Indianapolis, and completed it for 53 yards to Carl Pickens ... Caught at least one pass in every game ... Had his first start Sept. 18 vs. New England ... Returned to reserve role in Games 4-5, but started final 11 games ... Named to three major all-rookie teams. **1995:** Second on Bengals in receiving yards (821) and TDs (5), and third in catches (52) ... His 88-yard TD catch from Jeff Blake on Sept. 17 at Seattle was the longest AFC pass play of the season ... Had second-best yards-per-catch average (15.8) among AFC receivers with 50 or more receptions, trailing only Denver's Anthony Miller (18.3) ... His 38-yard TD reception late in third quarter Dec. 10 vs. Chicago produced eventual winning points in 16-10 victory ... Made opening score of game in both meetings with division champ Pittsburgh, with 47-yard TD catch Oct. 19 at Steelers and 4-yarder Nov. 19 vs. Steelers ... Only Bengal on the season to get two 50-plus receptions in same game; scored on 51-yarder Sept. 24 vs. Houston, and set up another TD with 56-yard gain to the Oiler 2 ... Caught at least 1 pass in

every game for second straight season. **1996:** With 833 yards, became only receiver in club history to top 800 mark in each of his first three seasons ... Had career-high 8 receptions for a season-high 103 yards in victory Dec. 8 vs. Baltimore ... Put Bengals ahead to stay Sept. 15 vs. New Orleans with 24-yard TD catch in second quarter for 10-3 lead ... Caught 7 for 83 yards vs. New Orleans, his second-highest total of season in each category, despite playing with pulled rib cage muscle ... Scored game's first TD in victory Nov. 24 vs. Atlanta, on 20-yard pass ... Season-long catch of 50 yards produced TD Oct. 20 at San Francisco ... Pushed Bengals to 16-7 lead Sept. 1 at St. Louis with 6-yard TD catch ... Had 46-yard catch to set up a TD in victory Oct. 27 vs. Jacksonville ... Started every game for the second straight season, but was slowed by late-season hip injury and saw limited action in Games 15-16. **1997:** Took over No. 1 WR role for last four games, due to injury to Carl Pickens, and averaged 105.8 yards per game (423 total on 22 catches; 3 TDs) ... Teamed with Boomer Esiason for Bengals' longest scrimmage play of the season, a 77-yard TD pass Dec. 21 vs. Baltimore ... 77-yarder vs. Ravens came with 3:41 to play and Cincinnati guarding a 10-7 lead, giving Bengals cushion for a late Baltimore score in Bengals' 16-14 win ... Totaled season-high 129 yards vs. Baltimore, and 6 catches tied his season best ... Had 4 catches for 112 yards Dec. 14 vs. Dallas, including 48-yard TD catch from Esiason to 0:25 left in first half, putting Bengals ahead to stay at 17-10 ... Dallas and Baltimore games marked the second time for Scott to have back-to-back 100-yard games; first instance was in 1994 ... Opened season with 5-for-75 game Aug. 31 vs. Arizona, and had catches of 16 and 20 yards to begin Bengals' 63-yard drive for winning TD late in fourth quarter ... 26-yard TD catch from Jeff Blake on Sept. 28 vs. Jets ... Scored eventual winning TD on Nov. 23 vs. Jacksonville, taking 11-yard TD pass from Esiason for 28-7 lead in second quarter ... Had team-high 6 catches (for 99 yards) Nov. 30 at Philadelphia, including 10-yard TD from Esiason in first quarter ... Tied season-high with 6 catches (for 83 yards) Dec. 4 vs. Tennessee ... Started Games 1-9 and 11-16 ... Played through soreness from cracked rib in late October ... In reserve role (coaches' decision) behind David Dunn for Dec. 10, Nov. 9 at Indianapolis. **1998:** Was the only Bengal to be voted two Game Balls on the season ... Earned first Game Ball with 5 catches for 130 yards in victory Sept. 13 at Detroit, scoring TDs on passes from Neil O'Donnell of 70 yards in first quarter and 36 yards in second quarter ... Earned second Game Ball for leading team with 7 receptions for 152 yards in victory Dec. 20 at Pittsburgh, including a 61-yard TD pass from Jeff Blake for 22-21 lead in third quarter ... Yard-

(Darnay Scott — cont'd)

age total at Pittsburgh was the second-highest of his career, topped only by 157 at Seattle on 11-6-94 ... Caught 2 for 30 yards from O'Donnell in Sept. 6 season opener vs. Tennessee, including 23-yard TD for team's first score in first quarter ... Caught 3 for 79 yards in victory Oct. 11 vs. Pittsburgh, including 2 TDs from O'Donnell, 44-yarder in second quarter and 30-yarder in fourth quarter for an 18-17 lead ... Caught 6 for 93 yards on Dec. 6 vs. Buffalo, including 8-yard TD in second quarter that gave him career-high 6 TDs for season ... Led team with 6 catches (for 70 yards) Dec. 13 at Indianapolis ... Missed games for the first time in his career ... On inactive list for Game 8 (Nov. 1 vs. Denver) and Game 9 (Nov. 8 at Jacksonville) with left Achilles tendon strain ... On inactive list for Game 11 (Nov. 22 vs. Baltimore) due to turf toe. **1999:** Played 16 games for the fifth time in his six seasons ... Finished season with starts in 88 of the team's last 91 games ... Led team in both catches and receiving yards in each of the first five games ... For the full season, led the team 11 times in receiving yards, 8 times in catches and twice tied for the lead in catches ... Scored at least one TD in five straight games (Games 10-14), tied for third-longest streak in Bengals history ... Opened season with 7 catches for 80 yards Sept. 12 at Tennessee, and had an 80-yard TD catch called back by holding penalty ... Six catches for 88 yards on Sept. 19 vs. San Diego, including 23-yarder from Jeff Blake on opening TD drive ... Tied career high with 8 catches and gained 110 yards in victory Oct. 10 at Cleveland ... Catches at Cleveland included two on the game-winning TD drive in fourth quarter, a 19-yarder on a first-down play and a crucial 9-yarder from Akili Smith on fourth down-and-4 from Browns 29 ... Also on the final drive at Cleveland, Scott was the intended receiver when Browns defender Corey Fuller was called for an 18-yard pass interference penalty at the Cleveland 2 ... Sideline in second quarter with bruised ribs on Oct. 17 vs. Pittsburgh; held to 1 catch on 11 yards, failing to lead team in receptions and yards for first time on the season ... Caught 10-

yard pass from Jeff Blake for Bengals' only TD on Oct. 24 at Indianapolis, and caught his 300th career pass in third quarter at Indy on 15-yarder from Akili Smith ... Scored on 24-yard connection with Blake in fourth quarter for Bengals' only offensive TD on Nov. 14 vs. Tennessee ... Scored on passes of 23 and 15 yards from Blake on Nov. 21 vs. Baltimore ... Connected with Blake for picture-perfect 76-yard TD pass on the third scrimmage play Nov. 28 at Pittsburgh, sparking Bengals to big early lead and a 27-20 win ... Scott's 123 receiving yards at Pittsburgh were his season high and the tenth 100-yard game of his career, and earned him one of two coaches offensive Game Balls ... Pushed Bengals to 24-10 lead in their Dec. 5 victory vs. San Francisco with a 58-yard TD catch from Blake in second quarter ... Raised his career catch total to 320 in 49ers game, passing Rodney Holman (318) into fifth-place all-time on Bengals ... Scott's 52-yard TD catch from Blake lifted Bengals to 44-21 lead in victory Dec. 12 vs. Cleveland, and Scott hit the 5000 mark on the nose in career receiving yards with a 23-yard catch from Blake in first quarter ... Scott's TD vs. Cleveland marked his fifth straight game with a score ... On Dec. 26 game at Baltimore, the last of his 5 catches — a 14-yarder from Blake in fourth quarter — lifted him to his first 1000-yard season, putting his total at 1001 ... Closed the season with 2 catches for 21 yards on Jan. 2 at Jacksonville.

COLLEGE: Set San Diego State career record with 3139 receiving yards, smashing former mark of 2678 ... Caught 19 TD passes his last two seasons, despite sharing ball with star TB Marshall Faulk ... Teamed with Faulk to form top offensive duo in NCAA Division I history, amassing 10,410 yards (Scott 4656; Faulk 5754) ... Set WAC record in 1992 with 274 receiving yards vs. Texas-El Paso.

PERSONAL: Born in St. Louis ... Moved to San Diego in 1988 ... Hobbies include playing basketball and Nintendo games.

DARNAY SCOTT'S STATISTICS

YEAR	TEAM	G-S	Receiving					Rushing					Scoring						
			NO	YDS	AVG	LG	TD	ATT	YDS	AVG	LG	TD	TD	TD-R	TD-P	TD-RI	2-PIC	PTS	
1994	Cincinnati	16-12	46	866	18.8	76	5	10	106	10.6	23	0	5	0	5	0	0	30	
1995	Cincinnati	16-16	52	821	15.8	88†	5	5	11	2.2	9	0	5	0	5	0	0	30	
1996	Cincinnati	16-16	58	833	14.4	50†	5	3	4	1.3	8	0	5	0	5	0	0	30	
1997	Cincinnati	16-15	54	797	14.8	77†	5	1	6	6.0	6	0	5	0	5	0	0	30	
1998	Cincinnati	13-13	51	817	16.0	70†	7	2	10	5.0	8	0	7	0	7	0	0	42	
1999	Cincinnati	16-16	68	1022	15.0	76†	7	0	0	—	0	7	0	7	0	0	0	42	
2000	Cincinnati	0-0	DID NOT PLAY*					DID NOT PLAY*					DID NOT PLAY*						
CAREER			93-88	329	5156	15.7	88†	34	21	137	6.5	23	0	34	0	34	0	0	204

MISCELLANEOUS STATISTICS: 15 kickoff returns for 342 yards (22.8 avg.) with a long return of 34 yards & 0 TD in 1994; 1 complete pass in 1 attempt for 53 yards in 1994 (0 TD).

*NOTE: Scott was on the Reserve/Injured list for 16 games with Cincinnati in 2000.

— SCOTT'S SINGLE-GAME HIGHS —

RECEIVING — Receptions: 8 (twice); most recently at Cle. 10-10-99; **Yards:** 157 at Sea. 11-6-94; **Long:** 88 at Sea. 9-17-95 (TD); **Touchdowns:** 2 (4 times); most recently vs. Balt. 11-21-99.

— SCOTT'S CAREER GAME-BY-GAME RECEIVING —

OPPONENT	NO	YDS	AVG	LG	TD
1994					
CLEVELAND	3	50	16.7	24-T	1
at San Diego	3	31	10.3	16	0
NEW ENGLAND	1	56	56.0	56	0
at Houston	4	64	16.0	27	0
MIAMI	2	62	31.0	51-T	1
—BYE—					
at Pittsburgh	4	69	17.3	42	0
at Cleveland	3	38	12.7	16	0
DALLAS	4	155	38.6	67-T	2
at Seattle	7	157	22.4	76	0
HOUSTON	2	15	7.5	9	0
INDIANAPOLIS	3	32	10.7	15-T	1
at Denver	2	35	17.5	28	0
PITTSBURGH	1	12	12.0	12	0
at N.Y. Giants	3	46	15.3	22	0
at Arizona	1	8	8.0	8	0
PHILADELPHIA	3	36	12.0	20	0
1995					
at Indianapolis	5	68	13.6	26	0
JACKSONVILLE	3	31	10.3	16	0
at Seattle	3	98	32.7	88-T	1
HOUSTON	4	125	31.3	56	1
MIAMI	1	8	8.0	8	0
at Tampa Bay	3	57	19.0	30	0
—BYE—					
at Pittsburgh	3	73	24.3	47-T	1
CLEVELAND	3	62	20.7	31	0
OAKLAND	2	20	10.0	11	0
at Houston	2	17	8.5	12	0
PITTSBURGH	5	43	8.6	23	1
at Jacksonville	1	12	12.0	12	0
at Green Bay	5	45	9.0	12	0
CHICAGO	5	75	15.0	38-T	1
at Cleveland	4	36	9.0	22	0
MINNESOTA	3	51	17.0	35	0
1996					
at St. Louis	6	76	12.7	27	1
at San Diego	0	0	—	—	0
NEW ORLEANS	7	83	11.9	24	1
—BYE—					
DENVER	1	5	5.0	5	0
HOUSTON	5	56	11.2	25	1
at Pittsburgh	6	59	9.8	15	0
at San Francisco	2	66	33.0	50-T	1
JACKSONVILLE	2	51	25.5	46	0
at Baltimore	6	70	11.7	17	0
PITTSBURGH	3	32	10.7	16	0
at Buffalo	3	62	20.7	38	0
ATLANTA	4	79	19.8	44	1
at Jacksonville	2	60	30.0	48	0
BALTIMORE	8	103	12.9	27	0
at Houston	0	0	—	—	0
INDIANAPOLIS	3	31	10.3	17	0

OPPONENT	NO	YDS	AVG	LG	TD
1997					
ARIZONA	5	75	15.0	27	0
at Baltimore	3	42	14.0	17	0
—BYE—					
at Denver	2	24	12.0	13	0
N.Y. JETS	1	26	26.0	26-T	1
at Jacksonville	1	17	17.0	17	0
at Tennessee	2	21	10.5	14	0
PITTSBURGH	1	7	7.0	7	0
at N.Y. Giants	2	23	11.5	13	0
SAN DIEGO	6	52	8.7	12	0
at Indianapolis	1	8	8.0	8	0
at Pittsburgh	3	34	11.3	19	0
JACKSONVILLE	5	45	9.0	17	1
at Philadelphia	6	99	16.5	41	1
TENNESSEE	6	83	13.8	21	0
DALLAS	4	112	28.0	48-T	1
BALTIMORE	6	129	21.5	77-T	1
1998					
TENNESSEE	2	30	15.0	23-T	1
at Detroit	5	130	26.0	70-T	2
GREEN BAY	3	58	19.3	41	0
at Baltimore	4	46	11.5	20	0
—BYE—					
PITTSBURGH	3	79	26.3	44-T	2
at Tennessee	2	29	14.5	16	0
at Oakland	3	29	9.7	13	0
DENVER			INACTIVE		
at Jacksonville			INACTIVE		
at Minnesota	4	31	7.8	11	0
BALTIMORE			INACTIVE		
JACKSONVILLE	4	33	8.3	12	0
BUFFALO	6	93	15.5	32	1
at Indianapolis	6	70	11.7	20	0
at Pittsburgh	7	152	21.7	61-T	1
TAMPA BAY	2	37	18.5	24	0
1999					
at Tennessee	7	80	11.4	22	0
SAN DIEGO	5	88	14.7	39	0
at Carolina	7	78	11.1	20	0
ST. LOUIS	6	61	10.2	19	0
at Cleveland	8	110	13.8	19	0
PITTSBURGH	1	11	11.0	11	0
at Indianapolis	5	49	9.8	15	1
JACKSONVILLE	2	11	5.5	9	0
at Seattle	0	0	—	—	0
TENNESSEE	5	85	17.0	24-T	1
BALTIMORE	5	67	13.4	23-T	2
at Pittsburgh	4	123	30.8	76-T	1
SAN FRANCISCO	3	80	26.7	58-T	1
CLEVELAND	2	75	37.5	52-T	1
—BYE—					
at Baltimore	5	83	16.6	42	0
at Jacksonville	2	21	10.5	12	0
2000					

ON RESERVE/INJURED LIST ENTIRE SEASON

CAREER	329	5156	15.7	88-T	34
---------------	------------	-------------	-------------	-------------	-----------

PLAYERS

10 WINS, NO PLAYOFFS

The best Bengals team to miss out on postseason play was coach Bill Johnson's 1976 club, which went 10-4 but lost a tiebreaker to Pittsburgh for the AFC Central title. Only one Wild Card team made the playoffs from each conference at that time, and the berth went to an 11-3 New England club that lost a tiebreaker in the AFC East. One other Bengals team, the 1986 club, won 10 games (10-6) and failed to make the playoffs.



Ht: 6-3 Wt: 248

College: North Carolina

4th year in NFL

2000 Games-Starts: 1-1; Career Games-Starts: 31-29

Contract status as of 7-1-01: In fourth season of a five-year deal

Acquired: D1b 98 (17th overall)

Born: 6-21-75

56

Bengals' leading tackler in 1999, Simmons returns to Cincinnati lineup after suffering season-ending knee injury in 2000 season opener ... Was cleared for full activity at team's May 2001 minicamp ... A first-round pick in '98 draft, Simmons is a cornerstone of team's defensive plan and is pegged to return to starting MLB role in 4-3 front ... Tough enough to play inside, but also has excellent speed and graceful athletic skills.

2000 RECAP: Played just three quarters in season opener Sept. 10 vs. Cleveland but led the team with 9 tackles (7 solo), including a 10-yard sack against Tim Couch in second quarter ... Simmons forced a fumble on the sack, but Browns recovered ... Sidelined on final play of third quarter with torn lateral meniscus cartilage ... Underwent arthroscopic surgery Aug. 27 ... On weekly inactive list for Games 2-9 ... Placed on Injured Reserve list on Nov. 9.

PREVIOUS SEASONS — 1998: Drafted by Bengals in first round (17th overall) ... Signed July 27 ... Played in first 3 preseason games, but diagnosed before pre-season finale with small cartilage tear in left knee ... Underwent arthroscopic surgery Aug. 27 ... Missed pre-season finale and Games 1-2 of regular season ... Played as reserve in Games 3-4 and started Games 5-16 ... Ranked 16th on team with only 4 tackles through the first four games, but averaged more than 6 tackles per game over the final 12 games ... Total of 78 tackles for season was tied with Sam Shade for second on team behind Takeo Spikes ... Total of 62 solo tackles was third behind Spikes and CB Artrell Hawkins ... Made NFL debut Sept. 20 vs. Green Bay, with 1 solo tackle ... Made first start Oct. 11 vs. Pittsburgh and contributed to 25-20 victory with 6 tackles (5 solo) ... Covered field for 13 tackles (11 solo) on Oct. 25 at Oakland, posting what would be the most total tackles by a Bengal in a game all season ... His 11 solos at Oakland would tie for most in a game by any Bengal in 1998 ... Had first pro sack Nov. 8 at Jacksonville, dropping Jamie Martin for 3-yard loss in fourth quarter ... Had 9 tackles (8 solo) Nov. 22 vs. Baltimore, tying for team lead in total tackles and leading team in solos ... Also vs. Ravens, forced a fumble against Roosevelt Potts in third quarter, made recovery and returned 22 yards to Baltimore 36 ... Posted second consecutive game with 9 tackles (7 solo) Nov. 29 vs. Jacksonville ... Opened second quarter Dec. 6 vs. Buffalo with 4-yard sack on Doug Flutie, and intercepted Flutie pass on next play at the Bills' 21-yard line, returning 18 yards to the Bills' 3 to set up Bengals' first TD of game ... Had 4 solo tackles vs. Buffalo ... Posted 6 tackles (5 solo) Dec. 13 at Indianapolis ... Had 4

tackles (3 solo) in victory Dec. 20 at Pittsburgh; helped force a Steelers punt with an 11-yard sack on Kordell Stewart in the first quarter ... Posted his second double-figure tackles game of the year with 10 (9 solo) on Dec. 27 vs. Tampa Bay ... Had 5 tackles (all solos) on special teams. **1999:** Started Games 1-10 at LILB, and moved to LB for Games 11-16 as defense changed alignment from 3-4 to 4-3 front ... Played 1026 scrimmage snaps, second-most on the defense ... Won the team tackling title by 111-105 over inside LB mate Takeo Spikes, and led the team in solo tackles with 90 while Spikes was second at 82 ... Led or tied for lead in tackles in five straight contests (Games 2-6) ... Credited in coaches' film evaluations with 13 tackles for loss, most among LBs, and credited with 8 QB hurries to accompany his 3 sacks ... Opened season Sept. 12 at Tennessee with 5 tackles (3 solo), including 1-yard sack on Steve McNair in second quarter ... Posted what would stand as the highest tackling numbers of the season by a Bengal on Sept. 19 vs. San Diego, recording career-high 15 total and 13 solo ... Totals against Chargers included 4 tackles for loss ... Tied for team lead Sept. 26 at Carolina with 7 tackles (3 solo), including 2 tackles for loss ... Tied for team lead Oct. 3 vs. St. Louis with 6 tackles (all solo) ... Sacked Tim Couch for 11-yard loss in second quarter of victory Oct. 10 at Cleveland; posted 9 tackles (8 solo), including 7-yard loss against RB Terry Kirby ... Had his second double-digit tackles game of the season on Oct. 17 vs. Pittsburgh, with 10 total and 7 solo ... Led team Oct. 31 vs. Jacksonville with 7 solos ... Sacked Jon Kitna for 8-yard loss in second quarter Nov. 7 at Seattle, and also had 3 additional solo tackles ... Ranked second on team Nov. 14 vs. Tennessee with 9 tackles (7 solo), and earned season-high grade of 95% from coaches ... Helped key victory Dec. 5 vs. San Francisco with 3 tackles for loss and overall tackle total of 8 (6 solo) to tie for team lead ... Tied for the team lead in tackles with 5 on Dec. 12 as the Bengals held visiting Cleveland to an opponents' record-low 11 rushing yards on 11 attempts ... Had 8 tackles (7 solo) in Jan. 2 finale at Jacksonville to fend off a run by Takeo Spikes for team tackling title ... Added 2 passes defensed at Jacksonville and recovered a James Stewart fumble in the Cincinnati end zone to halt a Jaguars drive in the first quarter.

COLLEGE: Headliner of a North Carolina defense that ranked No. 2 in the nation in 1997 ... Earned first-team All-America honors from *Associated Press*, *Football News* and *Walter Camp Foundation* ... As a senior, had 3 sacks, 1 safety, 17 QB pressures and 13 tackles for loss ... As a junior, scored on INT returns of 84 yards vs. Louisville and 57 yards vs. Virginia, joining Bill Maceyko as the

only players in UNC history with two returns of 50-plus yards ... Did not play in 1993 redshirt freshman year, and missed only one game in four seasons from 1994-97.

PERSONAL: Hometown is New Bern, N.C. ... Attended New Bern HS, where he was a winner of the Outstanding Citizenship Award ... Off-season residence is

Durham, N.C. ... Married (wife Rachel), with a daughter, Brianna (birthdate 6-12-96) ... Sociology major at UNC, and was a member of UNC's 15-player Leadership Committee ... Favorite hobbies are computers, playing recreational sports and watching television ... Full name is Brian Eugene Simmons.

BRIAN SIMMONS' STATISTICS

		Defense								Interceptions					Scoring					
YEAR	TEAM	G-S	TKL	AST	TOT	SKS-		PD	FF	FR-YDS	NO	YDS	AVG	LG	TD	TD		S	PTS	
						YDS										Int	FR			
1998	Cincinnati	14-12	62	16	78	3-18	2	1	1-22	1	18	18.0	18	0	—	—	—	—	—	
1999	Cincinnati	16-16	90	21	111	3-20	5	0	1-0	0	0	—	—	0	—	—	—	—	—	
2000	Cincinnati	1-1	7	2	9	1-10	0	1	0-0	0	0	—	—	—	—	—	—	—	—	
CAREER		31-29	159	39	198	7-48	7	2	2-22	1	18	18.0	18	0	—	—	—	—	—	
		Special Teams								Kickoff Returns					Punt Returns					
YEAR	TEAM	TKL	AST	TOT	FF	YDS	BP	BFG	BXP	NO	YDS	AVG	LG	TD	NO	FC	YDS	AVG	LG	TD
1998	Cincinnati	5	0	5	0	0-0	0	0	0	—	—	—	—	—	—	—	—	—	—	—
1999	Cincinnati	3	2	5	0	0-0	0	0	0	—	—	—	—	—	—	—	—	—	—	—
CAREER		8	2	10	0	0-0	0	0	0	—	—	—	—	—	—	—	—	—	—	—

QB



AKILI SMITH

Ht: 6-3 Wt: 220

College: Oregon

3rd year in NFL

11

2000 Games-Starts: 12-11; **Career Games-Starts:** 19-15

Contract status as of 7-1-01: In third season of a seven-year deal

Acquired: D1 '99 (3rd overall)

Born: 8-21-75

Bengals' top pick in '99 NFL Draft seeks to reclaim starting QB role in 2001 ... Opened 2000 as starter but finished year in reserve role behind Scott Mitchell ... Posted team's top performances on the season for passing yards in a game (250) and longest completion (46), and tied Mitchell for most completions in a game (20) ... Rushed for most yards by a Bengals QB (232) since Jeff Blake's 234 in 1997 ... Has superb arm strength, size and mobility and was the No. 3 overall pick in the '99 Draft.

2000 PARTICIPATION: Started Games 1-10 ... Was replaced by Scott Mitchell in starter's role for Game 11, Nov. 19 at New England, and did not play ... Returned to starting role, subbing for injured Mitchell (knee), on Nov. 26 vs. Pittsburgh ... Resumed backup role behind Mitchell on Dec. 3 vs. Arizona, and his only action in season's final four games was for one snap when Mitchell was shaken up during Dec. 24 season finale at Philadelphia ... Did not finish three of his 10 starts. Left early in second quarter Sept. 24 at Baltimore (mild concussion), left late in third quarter Oct. 15 at Pittsburgh (coach's decision) and left early in third quarter Oct. 22 vs. Denver (stinger).

2000 HIGHLIGHTS: Passed for the first Bengals regular-season score at Paul Brown Stadium, connecting with WR Ron Dugans for 4-yard TD with 14:33 remaining

in second quarter on Sept. 10 vs. Cleveland ... Also vs. Cleveland, had Bengals season-high of 250 passing yards, with 15 completions in team season-high 43 attempts ... Had 46-yard completion to WR Peter Warrick vs. Cleveland, longest passing gain of season for Bengals ... Passed for 183 yards, his second-highest total of season, on Sept. 17 at Jacksonville, completing 18 of 41 ... Missed almost three quarters on Sept. 24 at Baltimore, due to mild concussion, but returned Oct. 1 vs. Miami to post his season-high of 20 completions (in 35 attempts) for 178 yards, 1 TD and no INT ... TD pass vs. Miami was 9 yards to Warrick for 7-0 lead, completing 13-play, 80-yard drive ... Made key block on Warrick's 77-yard TD run Oct. 22 vs. Denver; led Warrick downfield and screened him from CBs ... Played every offensive snap in 12-3 win Oct. 29 at Cleveland, leading offense to possession time edge of 36:42 to 23:18 ... Started for injured Scott Mitchell on Nov. 26 vs. Pittsburgh and led 28-point output, the second-highest team production of season, including 5-yard TD pass to Peter Warrick.

1999: Drafted by Cincinnati in first round (third overall) ... Missed first two preseason games due to contract negotiations ... Signed seven-year contract Aug. 24 and played in final two preseason games ... Opened regular season as No. 2 QB behind Jeff Blake ... Saw brief action

(Akili Smith — cont'd)

in reserve role in Games 1-2 and 4, and was promoted to starting role for Game 5, Oct. 10 at Cleveland ... Started Games 5-8, but suffered severe right big toe sprain in Game 8, Oct. 31 vs. Jacksonville, and placed on inactive list due to injury for all remaining games ... In his first start, directed 10-play, 80-yard drive for the winning TD in the final 2:04 on Oct. 10 at Cleveland. Connected with WR Carl Pickens for game-winning 2-yard TD pass with :05 remaining, becoming only the third quarterback in the past 50 years to throw a game-winning scoring pass in the final minute of his first NFL start (others were John Stofa in 1968 and Frank Reich in 1989). Also on the game-winning drive at Cleveland, Smith converted a fourth-and-4 situation from the Browns 29 with a 9-yard completion to Darnay Scott. Earlier in the game, threw a 5-yard TD pass to Pickens ... Smith's 25 completions at Cleveland (in 42 attempts) was the high mark for a Bengals QB in '99 ... Had season-high 221 passing yards at Cleveland, and threw for 207 the following week vs. Pittsburgh ... Longest completion was 39 yards to Darnay Scott on Sept. 19 vs. San Diego ... Made his NFL debut in fourth quarter of Sept. 12 season opener at Tennessee, inserted when Jeff Blake was sidelined with leg cramps ... First NFL completion was 11 yards to TE Tony McGee in fourth quarter at Tennessee ... Entered Sept. 19 game vs. San Diego late in second quarter when Blake suffered shoulder sprain, and played entire second half ... Active but DNP Sept. 26 at Carolina ... Entered Oct. 3 game vs. St. Louis in the third quarter when Blake suffered twisted ankle ... Directed his first NFL touchdown drive in fourth quarter vs. St. Louis, leading Bengals 80 yards in 13 plays and capping drive with a 1-yard scoring run ... Had 6.0-yard rushing average in 1999 (114 total yards on 19 carries) ... His longest run was 24 yards Oct. 24 at Indianapolis ... Caught pass from WR Carl Pickens for 6-yard gain Oct. 31 vs. Jacksonville.

COLLEGE: At Oregon in 1998, produced one of the most impressive years of any passer in NCAA history... Averaged 314 yards per game, with 32 TDs against just 8 INT and 10.14 yards per attempt ... Smashed the Oregon record for TD passes in a season, and also set marks for total passing yards (3763) and total offense (3947) ... Started 7 games as a junior, his first season at Oregon, with 13 TD passes against just 7 INT.

JUNIOR COLLEGE: Following a three-year stint in pro baseball, Smith resumed his football career in 1995-96 at Grossmont (Calif.) JC ... As a freshman in '95, passed for 2162 yards and 17 TDs, earning team's MVP award and All-Foothill Conference honors ... As a sophomore in '96, named first-team All-American, completing 199 of 363 passes (55%) for 3212 yards, 32 TDs and 9 INT.

PRO BASEBALL: Smith elected to play pro baseball after high school, signing with Pittsburgh as a 7th round selection in the June 1993 amateur draft. A right-handed-hitting outfielder, Smith batted .200 with 1 HR & 9 RBI in 29 games for Pirates' Gulf Coast League rookie-level team in Bradenton in 1993 and hit .174 with 2 HR & 10 RBI in 19 games for Bradenton in '94. He hit .125 with 1 HR & 1 RBI in 14 games for Class A Erie in the NY-Penn League in 1995.

PERSONAL: Hometown is San Diego, Calif. ... Earned *Parade* All-America honors at San Diego's Lincoln HS, which also produced NFL standouts Marcus Allen and Terrell Davis ... Multi-sport prep star who was named the city's Athlete of the Year ... Sociology major at Oregon ... Favorite pastimes are spending time with family, lifting weights and reading the Bible ... Full name is Kabisa Akili Maradufu Smith ... Kabisa Akili Maradufu is Swahili for power, creativity and intelligence, and is pronounced "kuh-BEE-suh uh-KEE-lee marr-uh-DOO-foo."

AKILI SMITH'S STATISTICS

Passing

YEAR	TEAM	G-S	ATT	CMP	PCT	YDS	YDS/ATT	TD	TD%	INT	INT%	LG	SACK-LOST	RAT
1999	Cincinnati	7-4	153	80	52.3	805	5.26	2	1.3	6	3.9	39	19-110	55.6
2000	Cincinnati	12-11	267	118	44.2	1253	4.69	3	1.1	6	2.2	46	36-191	52.8
CAREER		19-15	420	198	47.1	2058	4.90	5	1.2	12	2.9	46	55-301	53.8

Rushing

YEAR	TEAM	ATT	YDS	AVG	LG	TD	NO	YDS	AVG	LG	TD	TD-R	TD-P	TD-R	2PIC	PTS
1999	Cincinnati	19	114	6.0	24	1	1	6	6.0	6	0	1	1	0	0	6
2000	Cincinnati	41	232	5.7	21	0	0	0	—	0	0	0	0	0	0	0
CAREER		60	346	5.8	24	1	1	6	6.0	6	0	1	1	0	0	6

Receiving

YEAR	TEAM	ATT	YDS	AVG	LG	TD	NO	YDS	AVG	LG	TD	TD-R	TD-P	TD-R	2PIC	PTS
1999	Cincinnati	19	114	6.0	24	1	1	6	6.0	6	0	1	1	0	0	6
2000	Cincinnati	41	232	5.7	21	0	0	0	—	0	0	0	0	0	0	0
CAREER		60	346	5.8	24	1	1	6	6.0	6	0	1	1	0	0	6

— SMITH'S SINGLE-GAME HIGHS —

PASSING — Attempts: 43 vs. Cle. 9-10-00; Completions: 25 at Cle. 10-10-99; Yards: 250 vs. Cle. 9-10-00; Touchdowns: 2 at Cle. 10-10-99; Interceptions: 2 (4 times), most recently at Jax. 9-17-00; Long: 46 yards (to Peter Warrick) vs. Cle. 9-10-00.

RUSHING — Attempts: 6 vs. Phil. 11-26-00; Yards: 43 vs. Mia. 10-1-00; Touchdowns: 1 vs. StL. 10-3-99; Long: 24 at Ind. 10-24-99.

(continued)

SMITH'S CAREER GAME-BY-GAME PASSING

OPPONENT	ATT	CMP	YDS	TKD-YDS	TD	LG	INT	OPPONENT	ATT	CMP	YDS	TKD-YDS	TD	LG	INT
1999								2000							
at Tennessee	2	1	11	0-0	0	11	0	—BYE—							
SAN DIEGO	17	10	100	2-17	0	39	1	CLEVELAND	43	15	250	7-43	1	46	2
at Carolina			DID NOT PLAY					at Jacksonville	41	18	183	5-21	0	28	2
ST. LOUIS	18	7	77	0-0	0	19	1	at Baltimore	1	1	8	2-5	0	8	0
at Cleveland	42	25	221	4-17	2	19	0	MIAMI	38	20	178	3-19	1	25	0
PITTSBURGH	38	19	207	4-30	0	22	2	TENNESSEE	23	10	85	1-1	0	17	0
at Indianapolis	24	12	122	5-25	0	21	0	at Pittsburgh	20	10	97	3-20	0	22	0
JACKSONVILLE	12	6	67	4-21	0	19	2	DENVER	9	2	34	1-11	0	25	0
at Seattle			INACTIVE					at Cleveland	20	7	84	4-23	0	21	1
TENNESSEE			INACTIVE					BALTIMORE	27	15	137	3-7	0	39	0
BALTIMORE			INACTIVE					at Dallas	25	10	68	3-12	0	15	1
at Pittsburgh			INACTIVE					at New England			DID NOT PLAY				
SAN FRANCISCO			INACTIVE					PITTSBURGH	20	10	129	4-29	1	22	0
CLEVELAND			INACTIVE					ARIZONA			DID NOT PLAY				
—BYE—								at Tennessee			DID NOT PLAY				
at Baltimore			INACTIVE					JACKSONVILLE			DID NOT PLAY				
at Jacksonville			INACTIVE					at Philadelphia	0	0	0	0-0	0	—	0
								CAREER	420	198	2058	55-301	5	46	12

PLAYERS

SMITH'S 2000 GAME-BY-GAME RUSHING

OPPONENT	ATT	YDS	AVG	LG	TD
—BYE—					
CLEVELAND	2	26	13.0	21	0
at Jacksonville	5	34	6.8	16	0
at Baltimore	0	0	—	—	0
MIAMI	5	43	8.6	14	0
TENNESSEE	3	33	11.0	20	0
at Pittsburgh	3	24	8.0	21	0
DENVER	3	12	4.0	11	0
at Cleveland	5	12	2.4	10	0
BALTIMORE	4	8	2.0	3	0
at Dallas	5	25	5.0	17	0
at New England		DID NOT PLAY			
PITTSBURGH	6	15	2.5	6	0
ARIZONA		DID NOT PLAY			
at Tennessee		DID NOT PLAY			
JACKSONVILLE		DID NOT PLAY			
at Philadelphia	0	0	—	—	0
TOTALS	41	232	5.7	21	0

OLB



ARMEGIS SPEARMAN

Ht: 6-1 Wt: 258

College: Mississippi

2nd year in NFL

59

2000 Games-Starts: 15-11; **Career Games-Starts:** 15-11

Contract status as of 7-1-01: In final season of a two-year deal

Acquired: CFA '00

Born: 4-5-78

Outstanding find from rookie free agent ranks, Spearman joined Washington's LaVar Arrington and Chicago's Brian Urlacher, a pair of high first-round draft picks, as the linebacker trio on the 2000 Football News All-Rookie Team... Was the only non-drafted rookie on the entire Football News squad... Stepped in during the season as Bengals' primary replacement for MLB Brian Simmons, who was injured in opener... Spearman battled through painful shoulder injury to start 11 games and finish third on team in tackles... Contribution was particularly remarkable for a rookie free agent because he missed significant training camp time due to shoulder injury...

Can play inside or outside, but listed as OLB on initial 2001 depth chart.

2000 PARTICIPATION: Signed April 27 with Cincinnati as rookie free agent... Suffered left shoulder strain in training camp and missed preseason Games 1-2 while playing only briefly in Game 3... Played a full game in preseason only in Game 4, Aug. 25 vs. Detroit... Opened season in reserve role Sept. 10 vs. Cleveland, but replaced injured Brian Simmons as starting MLB in fourth quarter... Started Games 2-4, but inactive for Game 5, due to aggravation of his preseason left shoulder strain... Saw

(Armegis Spearman — cont'd)

limited action in reserve role in Game 6, and returned to starting lineup for Games 7-12 ... In reserve role behind Adrian Ross for Games 13-14, but returned to start Games 15-16 when Ross was sidelined with hand laceration.

2000 HIGHLIGHTS: In debut as starter, Sept. 17 at Jacksonville, finished second on team with 8 tackles (4 solo) ... Had 15 tackles (9 solo) Sept. 24 at Baltimore, tied for highest total tackle count for a Bengals player all season ... Had 4 tackles (2 solo) Oct. 1 vs. Miami, playing despite considerable pain from aggravated preseason shoulder injury ... Inactive Oct. 8 vs. Tennessee and played only briefly Oct. 15 at Pittsburgh, due to shoulder injury ... Returned to starting lineup Oct. 22 vs. Denver and made a key pass deflection in third quarter, setting up INT by teammate Chris Carter at the Bengals 5-yard line ... Also had 4 solo tackles in victory vs. Broncos ... In win Oct. 29 at Cleveland, helped keep Browns out of end zone in late third quarter by teaming with Billy Granville to stop Travis Prentice for no gain on third-and-goal play from Cincinnati 1-yard line; Cleveland settled for FG ... Credited with 4 tackles (3 solo) vs. New England on Nov. 19, including a combined sack with DT Oliver Gibson on Patriots QB Drew Bledsoe for 6-yard loss that helped force a punt which would later set up Bengals' only TD drive of game ... Yielded starting MLB role to Adrian Ross Dec. 3 vs. Arizona and Dec. 10 at Tennessee, but replaced injured Ross at Tennessee and had 5 tackles (3 solo) ... Returned to starting MLB role in victory Dec. 17 vs. Jacksonville

and finished second on team with 8 tackles (6 solo) ... Closed season Dec. 24 at Philadelphia with his second double-figure tackles game of the year, posting 10 (5 solo) despite being sidelined in third quarter with toe and thigh injuries ... Totals at Philadelphia included a 12-yard sack against Donovan McNabb in third quarter, most yards on a sack by a Bengals player on the season.

COLLEGE: Key player as an Ole Miss senior on the nation's fourth-ranked rush defense (76.9 yards per game) ... A four-year letterman and was defensive team captain as a senior ... Made all nine of his regular-season starts as a senior at the strong-side OLB position, but started at MLB against Oklahoma in the Independence Bowl, and was selected to play in Hula Bowl ... Finished second on the team in regular season with 67 tackles (35 solo), and also had 6 tackles for loss, 1.5 sacks, 3 passes defended and 3 forced fumbles ... Added 7 tackles in Independence Bowl ... Played in every game as a junior, and made 11 starts at MLB ... Led the team with 84 tackles (43 solo); had 2 sacks, 1 INT and 1 fumble recovery.

PERSONAL: Hometown is Bruce, Miss. ... Earned all-state honors in football at Bruce HS, and was named honorable mention All-America by *USA Today* ... Also lettered in basketball and baseball, and earned Bruce HS award as Most Intellectual ... Off-season residence is Memphis, Tenn. ... General business major at Ole Miss ... Hobbies include reading and listening to music ... First name is pronounced "ar-MEE-giss" (hard g).

ARMEGIS SPEARMAN'S STATISTICS

YEAR TEAM	G-S	Defense							Interceptions					Scoring			
		TKL	AST	TOT	SKS-YDS	PD	FF	FR-YDS	NO	YDS	AVG	LG	TD	TD	INT	FRT	S PTS
2000 Cincinnati	15-11	46	24	70	1-12	4	0	0-0	—	—	—	—	—	—	—	—	—
CAREER	15-11	46	24	70	1-12	4	0	0-0	—	—	—	—	—	—	—	—	—

YEAR TEAM	Special Teams								Kickoff Returns					Punt Returns				
	TKL	AST	TOT	FF	YDS	BP	BFG	BXP	NO	YDS	AVG	LG	TD	NO	FC	YDS	AVG	LG TD
2000 Cincinnati	3	1	4	0	0-0	0	0	0	—	—	—	—	—	—	—	—	—	—
CAREER	3	1	4	0	0-0	0	0	0	—	—	—	—	—	—	—	—	—	—

SPEARMAN'S GAME-BY-GAME DEFENSIVE STATISTICS

OPPONENT	TKL	AST	TOT	SKS-YDS	INT-YDS	PD	FF	FR-YDS
—BYE—								
CLEVELAND	1	0	1	0-0	0-0	0	0	0-0
at Jacksonville	4	4	8	0-0	0-0	0	0	0-0
at Baltimore	9	6	15	0-0	0-0	1	0	0-0
MIAMI	2	2	4	0-0	0-0	0	0	0-0
TENNESSEE				INACTIVE				
at Pittsburgh	0	1	1	0-0	0-0	0	0	0-0
DENVER	4	0	4	0-0	0-0	1	0	0-0
at Cleveland	2	0	2	0-0	0-0	1	0	0-0
BALTIMORE	5	1	6	0-0	0-0	0	0	0-0
at Dallas	2	0	2	0-0	0-0	0	0	0-0
at New England	3	1	4	0-0	0-0	0	0	0-0
PITTSBURGH	0	0	0	0-0	0-0	0	0	0-0
ARIZONA	0	0	0	0-0	0-0	0	0	0-0
at Tennessee	3	2	5	0-0	0-0	0	0	0-0
JACKSONVILLE	6	2	8	0-0	0-0	0	0	0-0
at Philadelphia	5	5	10	1-12	0-0	1	0	0-0
TOTALS	46	24	70	1-12	0-0	4	0	0-0



TAKED SPIKES

Ht: 6-2 Wt: 245

College: Auburn

4th year in NFL

51

2000 Games-Starts: 16-16; Career Games-Starts: 48-48

Contract status as of 7-1-01: In fourth season of a five-year deal

Acquired: D1a '98 (13th overall)

Born: 12-17-76

Fiery captain of Bengals defense posted career-high 128 tackles (press box statistics) last season, third-highest total by a Cincinnati player since 1976, when press box stats were first recorded ... Third-year pro topped the 100-tackle mark for third straight season, first Bengal to do so since Jim LeClair in 1977-79 ... Set team mark with 109 solo tackles ... Also led team for season with 3 fumble recoveries, and tied for the interceptions lead with 2 ... In coaches' film review system, had 212 tackles to lead the team, and his 143 solos in coaches' review led the team by 54 over second-place Darryl Williams ... Had arthroscopic surgery on left shoulder on 3-27-01 ... Attended May 2001 minicamp, but was held out of practice; cleared to resume practice in voluntary workouts in late May.

2000 PARTICIPATION:

Started every game at OLB ... Has started all 48 games in his career, and his 48 consecutive NFL starts mark the longest current streak on the team ... Played 98.1% of defensive snaps on the season (1101 of 1122), finishing second on the defense to FS Darryl Williams (1103 snaps) ... Spikes led the defense in snaps played his first two seasons, and for his career has played in 97.5% of defensive snaps (3138 of 3218) ... Topped 98% mark on defensive snaps last season while battling through an early-season hip strain and a late-season abdominal strain ... The only time in three seasons that the Bengals have taken the field without Spikes in the starting lineup was the 2000 preseason finale on Aug. 25 vs. Detroit, when he was held out of action to rest a sore hip for the regular season opener.

MORE ON RECORDS/TEAM LEADS:

Spikes' total of 128 tackles for last season (press box stats) ranks third in Bengals record book behind NT Tim Krumrie's 151 in 1981 and LB Jim LeClair's 138 in 1979 ... Spikes' 109 solo tackles broke the team mark of 104 set by LB Reggie Williams in 1977, but Williams set the mark in a 14-game season and still holds the record for solos per game at 7.4 ... Spikes has 345 tackles over three seasons, and since record-keeping began in 1976, only LB Jim LeClair has posted more in three consecutive years: The record is 364 by LeClair from 1977-79 (108, 118, 138) ... The record for tackles in four consecutive years is 470 by LeClair from 1976-79, and Spikes could break that mark with 126 tackles in 2001 ... Spikes led the Bengals in 2000 in the combined "big-play" category of interceptions, fumble recoveries and forced fumbles. He had 5 (2 INT, 3 FR, 0 FF), and his total over the past two seasons is a team-leading 15 (4 INT, 7 FR, 4 FF).

2000 GAME HIGHLIGHTS:

Opened season with 6

tackles (4 solo) Sept. 10 vs. Cleveland, and intercepted Tim Couch pass on final play of the first half, returning 5 yards to Bengals 31 ... Led team with 9 tackles (7 solo) Sept. 17 at Jacksonville, including 8-yard sack on Mark Brunell on third-down play in second quarter ... Posted 15 tackles Sept. 24 at Baltimore, tied for the most in a game by any Bengals player all season, and his 12 solos at Ravens was team high for the season ... In second quarter on Oct. 1 vs. Miami, intercepted Jay Fiedler pass at goal line and returned 7 yards, temporarily preserving 13-0 Cincinnati lead ... Also vs. Miami, tied for team lead with 7 tackles (6 solo) ... Logged 9 tackles (all solo) Oct. 8 at Tennessee, leading team in solos and tying for lead in total stops ... Tied for team leads with 9 tackles (7 solo) Oct. 15 at Pittsburgh ... Sparked Bengals' first victory of season Oct. 22 vs. Denver with team leads of 10 tackles (9 solo) and a pass defended ... Finished second on team with 6 tackles (5 solo) in victory Oct. 29 at Cleveland and earned season-high coaching grade of 98% ... Posted his third double-digit game in tackles with 10 (7 solo) on Nov. 5 vs. Baltimore ... Recovered Emmitt Smith fumble at the Bengals 1-yard line in first quarter Nov. 12 at Dallas, and in third quarter, beat two blockers to stop Smith for no gain on third-and-goal play from the 1-yard line ... Led front seven for the Dallas game with 7 tackles (6 solo) ... Led team with 8 tackles (7 solo) Nov. 19 at New England, and tied season-high coaching grade at 98% ... Passed the 100 mark in total tackles for third straight year Nov. 26 vs. Pittsburgh, tying for team lead with 6 total stops ... Led front seven with 6 tackles (all solo) in victory Dec. 3 vs. Arizona ... Led team with 8 solos Dec. 10 at Tennessee, and his 9 total tackles pushed him to a new career high of 116 for a season ... In victory Dec. 17 vs. Jacksonville, sacked Mark Brunell for 8-yard loss in second quarter to help force a punt ... Closed season Dec. 24 at Philadelphia with 2 fumble recoveries in the third quarter, grabbing Donovan McNabb fumble at the Eagles' 36 and later covering a Chris Warren fumble at the Philadelphia 18 ... Also had 7 solo tackles at Philadelphia, tying for lead among front seven.

RECORD MUST WAIT: Spikes has a chance in 2001 to become the first Bengal with four consecutive 100-tackle seasons since LB Jim LeClair in 1978-81. But LeClair is safe for now with the team record for consecutive 100-tackle years. He did it six years in a row, from 1976-81.

PREVIOUS SEASONS — 1998: Drafted by Bengals in first round (13th overall) ... Signed July 25 ... Started all four preseason games and all 16 regular-season games ... Became first rookie to lead the team in tack-

(Taken Spikes — cont'd)

les since James Francis in 1990, and he led the tackle totals by a wider margin (112-78) over the second-place player than any Bengals tackling leader since Tim Krumrie in 1988 ... Led the team by 30 in solo tackles, with a 95-65 edge over CB Artrell Hawkins ... Also led the team in total snaps played on offense or defense (997) ... In NFL debut Sept. 6 vs. Tennessee, led the team with 8 solo tackles ... Led team in victory Sept. 13 at Detroit with 8 tackles (5 solo) ... Got first NFL sack Sept. 20 vs. Green Bay, dropping Brett Favre for 12-yard loss on fourth-and-three play from Bengals 33 with 1:53 to play ... Sack against Favre gave Bengals possession at their 45 with a chance to close a 13-6 deficit, but Green Bay's defense held to preserve Packers victory ... Led team Sept. 27 at Baltimore with 11 solo tackles, which tied for most solos in any game by a Bengal all season ... Also at Baltimore, had 2-yard tackle for loss against Priest Holmes, and sacked Eric Zeier for 7-yard loss in fourth quarter, leading to punt and subsequent Bengals TD drive ... Made key play in victory Oct. 11 vs. Pittsburgh, helping force Steelers to settle for field goal in fourth quarter with tackle that held Richard Huntley to a 1-yard gain; had 5 solo tackles vs. Steelers and was voted the defensive Game Ball ... Tied for team lead with 10 tackles (8 solo) Oct. 18 at Tennessee ... Led LBs with 6 tackles (5 solo) Nov. 1 vs. Denver ... Led LBs and tied for team lead with 6 tackles (4 solo) Nov. 8 at Jacksonville ... Tied for lead among LBs with 5 solos Nov. 15 at Minnesota, including stop for 2-yard loss on Robert Smith on play from Bengals 1-yard line ... Tied for team lead with 9 tackles (7 solo) Nov. 22 vs. Jacksonville ... Closed the season with a team-leading 11 tackles (9 solo) Dec. 27 vs. Tampa Bay, tying his high total tackle figure for the season. **1999:** Team captain who started every game for the second of his two NFL seasons, playing RLB in 3-4 defensive front for Games 1-10 and RLB in 4-3 front for Games 11-16 ... Had 4 forced fumbles and 4 fumble recoveries, leading the team in each category, and his total of eight for the dual category set a club record; five times previously a Bengals player had reached total of 7 in the dual category ... Led the team with 1040 scrimmage snaps, playing 98.2% of the defense's total (1059), and was flagged for only one penalty (offsides) ... Finished strongly, as he led the team or the front seven in tackles during each of the final eight games ... His 105 total tackles ranked second to ILB Brian Simmons' 111 ... His 82 solo tackles ranked second to Simmons' 90 ... Ranked third on team and first among front seven in passes defended (6) ... Ranked second among LBs in coaches' statistics on tackles for loss (12) and QB hurries (13) ... Spikes had his first of three sacks in Sept. 12 season opener at Tennessee, a 6-yarder on Steve McNair in the fourth quarter. Spikes ripped the ball from McNair as the players fell to the ground, notching a forced fumble and a fumble recovery. The Bengals took possession at the Titans 26, setting up a field goal which gave Cincinnati a 35-26 lead ... Tied for team lead in tackles with 7 (4 solo) on Sept. 26 at Carolina; set up Bengals field goal by forcing William Floyd fumble that Artrell Hawkins recovered at Panthers 26 in third quarter ... Had 4 tackles (3 solo)

Oct. 3 vs. St. Louis, and recovered Torry Holt fumble to stop Rams drive at Cincinnati 25 in second quarter ... Led team Oct. 24 at Indianapolis with 9 tackles (6 solo), and posted season-high coaching grade of 96% ... Made his first NFL interception Nov. 7 at Seattle, picking off Jon Kitna pass in third quarter and returning 7 yards to Seahawks 33 ... Led front seven in tackles at Seattle with 7 (6 solo) ... Posted personal season-high with team-leading 12 tackles (10 solo) on Nov. 14 vs. Tennessee; forced Eddie George fumble in fourth quarter that was recovered by Bengals at Cincinnati 25 ... Outstanding effort Nov. 21 vs. Baltimore, as he led front seven with 7 tackles (6 solo), sacked Tony Banks for 5-yard loss in first quarter, intercepted a Banks pass later in first quarter, recovered a Banks fumble in third quarter and had 1 additional pass defended ... Spikes' interception vs. Baltimore came at Ravens' 25-yard line (no return) and set up Bengals TD for 7-0 lead ... Led front seven in victory Nov. 28 at Pittsburgh with 7 tackles (3 solo), and recovered a Richard Huntley fumble at Steelers 37 in second quarter, setting up field goal and 24-3 Bengals lead ... Also had 4 QB hurries at Pittsburgh ... Tied for team lead in victory Dec. 5 vs. San Francisco with 8 tackles (6 solo); stripped RB Fred Beasley for a fumble that Bengals recovered to halt 49ers drive at Cincinnati 24 ... Earned coaches' defensive Game Ball for his performance vs. 49ers ... Tied for team lead with 5 tackles (all solo) in victory Dec. 12 vs. Cleveland, as defense set a team record with 11 net rushing yards allowed ... Led front seven with 8 tackles (7 solo) Dec. 26 at Baltimore, and led team with 10 tackles (9 solo) in finale Jan. 2 at Jacksonville.

COLLEGE: Chose to enter the draft after his 1997 junior season at Auburn, year in which he was named national Defensive Player of the Year by *Football News* and first-team All-American by *The Sporting News* ... Led the '97 Auburn club with 136 tackles as Tigers advanced to SEC Championship game ... Tied for team lead in '97 with 9 tackles for loss ... As a sophomore, had 119 tackles and was the only sophomore named a semifinalist in competition for Dick Butkus Award (top college LB).

PERSONAL: Hometown is Sandersville, Ga. ... Earned All-America honors from *Parade* and *USA Today* during prep career at Washington County High School, and was named Georgia's "Mr. Football" by state's coaches as a senior ... Also was named Georgia Player of the Year as a prep senior by *Atlanta Journal-Constitution* ... Liberal arts major at Auburn ... Is an active supporter of Cincinnati's planned National Underground Railroad Freedom Center; will make appearances and do radio advertisements to help the center raise private donations ... Does volunteer work for Children's Hospital in Cincinnati, and is a spokesman for the hospital's eye screening program ... Chosen to represent the Bengals in the NFL's 1999 United Way public service television announcements ... Hobbies include fishing, traveling and meeting people ... Single ... Full name is Takeo Gerard Spikes ... First name is pronounced "tuh-KEE-oh," and means "great warrior" in Japanese.

TAKEO SPIKES' STATISTICS

YEAR TEAM	G-S	TKL	AST	Defense					FR-YDS	Interceptions					Scoring				
				TOT	SKS-YDS	PD	FF	FR-YDS		NO	YDS	AVG	LG	TD	TD	Int	FR	S	PTS
1998 Cincinnati	16-16	95	17	112	2-19	0	0	0-0		0	0	—	—	0	—	—	—	—	—
1999 Cincinnati	16-16	82	23	105	3-14	6	4	4-0		2	7	3.5	7	0	—	—	—	—	—
2000 Cincinnati	16-16	109	19	128	2-16	4	0	3-0		2	12	6.0	7	0	—	—	—	—	—
CAREER	48-48	286	59	345	7-49	10	4	7-0		4	19	4.8	7	0	—	—	—	—	—

		Special Teams								Kickoff Returns					Punt Returns					
YEAR	TEAM	TKL	AST	TOT	FF	FR-				NO	YDS	AVG	LG	TD	NO	FC	YDS	AVG	LG	TD
						YDS	BP	BFG	BXP											
1998	Cincinnati	2	0	2	0	0-0	0	0	0	—	—	—	—	—	—	—	—	—	—	—
1999	Cincinnati	3	0	3	0	0-0	0	0	0	—	—	—	—	—	—	—	—	—	—	—
CAREER		5	0	5	0	0-0	0	0	0	—	—	—	—	—	—	—	—	—	—	—

SPIKES' 2000 GAME-BY-GAME DEFENSIVE STATISTICS

OPPONENT	TKL	AST	TOT	SKS-YDS	INT-YDS	PD	FF	FR-YDS
—BYE—								
CLEVELAND	4	2	6	0-0	1-5	1	0	0-0
at Jacksonville	7	2	9	1-8	0-0	0	0	0-0
at Baltimore	12	2	14	0-0	0-0	0	0	0-0
MIAMI	6	1	7	0-0	1-7	1	0	0-0
TENNESSEE	9	0	9	0-0	0-0	0	0	0-0
at Pittsburgh	7	2	9	0-0	0-0	0	0	0-0
DENVER	9	1	10	0-0	0-0	1	0	0-0
at Cleveland	5	1	6	0-0	0-0	0	0	0-0
BALTIMORE	7	3	10	0-0	0-0	0	0	0-0
at Dallas	6	1	7	0-0	0-0	0	0	1-0
at New England	7	1	8	0-0	0-0	0	0	0-0
PITTSBURGH	4	2	6	0-0	0-0	0	0	0-0
ARIZONA	6	0	6	0-0	0-0	0	0	0-0
at Tennessee	8	1	9	0-0	0-0	0	0	0-0
JACKSONVILLE	5	0	5	1-8	0-0	0	0	0-0
at Philadelphia	7	0	7	0-0	0-0	1	0	2-0
TOTALS	109	19	128	2-16	2-12	4	0	3-0

PLAYERS

DT



GLEN STEELE

Ht: 6-4 Wt: 300

College: Michigan

4th year in NFL

2000 Games-Starts: 16-1; Career Games-Starts: 42-2

Contract status as of 7-1-01: In final season of a four-year deal

Acquired: D4 '98 (105th overall)

Born: 10-4-74

70

Steele brings versatility and solid all-around play to Bengals' defensive line ... Played regularly in the line rotation last season, usually spelling Oliver Gibson at RDT, but also saw some action at end ... Increased his tackle total for the second straight year and logged his first two NFL sacks.

2000 PARTICIPATION: Played in every game for the second straight season ... Had one start, Oct. 15 at Pittsburgh, as he was moved ahead of injury-hobbled Tom Barndt at RDT.

2000 HIGHLIGHTS: Claimed his first NFL sack Oct. 8 at Tennessee, dropping Steve McNair for 7-yard loss ... Had 5 tackles total at Tennessee (3 solos), his high for the

year ... Made key play in third quarter of victory Dec. 3 vs. Arizona, sacking Jake Plummer for a 10-yard loss on a third-and-goal play from Bengals 4-yard line; Cardinals settled for field goal attempt, which missed ... Had no tackles in victory Oct. 29 at Cleveland, but credited in coaches' reports for effective goal-line play ... Closed season with 2 solos Dec. 24 at Philadelphia.

PREVIOUS SEASONS — 1998: Drafted by Bengals in fourth round (105th overall) ... Signed July 14 ... Played in Games 1-8 and 13-14 ... On inactive list with ankle injuries for Games 9-12, and placed on Injured Reserve list Dec. 15, missing Games 15-16 ... Had 7 tackles (6 solo) in his 10 regular-season games ... Made NFL debut with 1 solo tackle Sept. 6 vs. Tennessee ... Led line

with 3 tackles (2 solo) Sept. 20 vs. Green Bay ... Suffered left ankle sprain Oct. 11 vs. Pittsburgh, which limited his playing time ... Suffered right ankle injury in first quarter Nov. 1 vs. Denver; completed game against Broncos, but injury was later determined to be torn right ankle ligament ... On inactive list for next four games, and returned to action with 1 solo tackle Dec. 6 vs. Buffalo ... Also had 1 solo Dec. 13 at Indianapolis, but reinjured right ankle and was placed on Injured Reserve on Dec. 15. **1999:** Played in every game, made his first NFL start and doubled his tackles total (14) from his rookie year ... Ranked second among defensive linemen in special teams snaps (126) ... Played as a reserve in Games 1-10 and 12-16, and started at LDT in Game 11, Nov. 21 vs. Baltimore, as Bengals switched from 3-4 to 4-3 front ... Steele's QB pressure against Jon Kitna on Nov. 7 at Seattle helped force an interception by LB Takeo Spikes ... Steele had 3 solo tackles at Seattle, and matched that total the following week vs. Tennessee ... Recorded 2 solo tackles on Sept. 19 vs. San Diego and on Jan. 2 at Jacksonville.

COLLEGE: Finished his Michigan career ranked second in school history in sacks (24) and third in tackles for loss (45) ... Earned All-America honors from American Football Coaches Association as a senior, when he recorded 48 tackles (32 solo) with 7 sacks for 48 yards and 14 tackles for loss for 62 yards ... Excelled in 1997 victory over Ohio State with 5 solo tackles, 2 sacks for 12 yards, 3 TFL and a fumble recovery ... Started every game as a junior, with 54 tackles (37 solo), 6 sacks for 25 yards and 15 TFL for 53 yards ... Had career-high 65 tackles (33 solo) as a sophomore, with 8 sacks for 51 yards and 12 TFL for 59 yards.

PERSONAL: Hometown is Ligonier, Ind., where he was a four-year varsity starter in football at West Noble HS ... Played MLB as a high school senior, but was known more as an offensive star at TE and FB ... Also a three-year varsity basketball starter at West Noble, averaging 19.5 points & 12.5 rebounds ... Earned bachelor's degree from Michigan ... Married (wife Amber) ... Off-season residence is Ft. Wright, Ky. ... Hobbies include golf, fishing and hunting ... Full name is James Lendale Steele Jr.

GLEN STEELE'S STATISTICS

YEAR TEAM	G-S	Defense							Interceptions					Scoring			
		TKL	AST	TOT	SKS-YDS	PD	FF	FR-YDS	NO	YDS	AVG	LG	TD	TD	IntRl	FRRI	S PTS
1998 Cincinnati	10-0	6	1	7	0-0	0	0	0-0	—	—	—	—	—	—	—	—	—
1999 Cincinnati	16-1	13	1	14	0-0	0	0	0-0	—	—	—	—	—	—	—	—	—
2000 Cincinnati	16-1	13	4	17	2-17	0	0	0-0	—	—	—	—	—	—	—	—	—
CAREER	42-2	32	6	38	2-17	0	0	0-0	—	—	—	—	—	—	—	—	—

STEELE'S 2000 GAME-BY-GAME DEFENSIVE STATISTICS

OPPONENT	TKL	AST	TOT	SKS-YDS	INT-YDS	PD	FF	FR-YDS
—BYE—								
CLEVELAND	2	0	2	0-0	0-0	0	0	0-0
at Jacksonville	0	0	0	0-0	0-0	0	0	0-0
at Baltimore	1	0	1	0-0	0-0	0	0	0-0
MIAMI	0	0	0	0-0	0-0	0	0	0-0
TENNESSEE	3	2	5	1-7	0-0	0	0	0-0
at Pittsburgh	1	0	1	0-0	0-0	0	0	0-0
DENVER	1	0	1	0-0	0-0	0	0	0-0
at Cleveland	0	0	0	0-0	0-0	0	0	0-0
BALTIMORE	0	0	0	0-0	0-0	0	0	0-0
at Dallas	0	0	0	0-0	0-0	0	0	0-0
at New England	0	0	0	0-0	0-0	0	0	0-0
PITTSBURGH	0	0	0	0-0	0-0	0	0	0-0
ARIZONA	2	0	2	1-10	0-0	0	0	0-0
at Tennessee	1	2	3	0-0	0-0	0	0	0-0
JACKSONVILLE	0	0	0	0-0	0-0	0	0	0-0
at Philadelphia	2	0	2	0-0	0-0	0	0	0-0
TOTALS	13	4	17	2-17	0-0	0	0	0-0

GOING OUT IN STYLE

The Bengals' 17-14 come-from-behind win over Jacksonville last Dec. 17 at Paul Brown Stadium gave Cincinnati an 11-2 record in its last 13 home finales to a season, dating back to 1988. In regular-season finales since 1988, home and road, the Bengals are 7-6.



JAMAIN STEPHENS

Ht: 6-6 Wt: 340

College: North Carolina A&T

6th year in NFL

75

2000 Games-Starts: 5-0; Career Games-Starts: 31-13

Contract status as of 7-1-01: In first season of a two-year deal

Acquired: W (Pitt.) '99

Born: 1-9-74

Stephens has played effectively as a backup at both tackle positions during his first two Cincinnati seasons ... Enters 2001 season as backup RT behind Willie Anderson ... Has also shown potential in brief action at guard ... Powerful run-blocker who was a first-round draft choice by Pittsburgh in 1996 ... Signed a new 2-year contract with Bengals on 6-27-01, replacing his previous deal, which was due to expire after the 2001 season.

2000 RECAP: Played in all four preseason games, including starting assignment replacing injured Willie Anderson at RT on Aug. 25 vs. Detroit ... Active but DNP for Games 1-3 of regular season ... Graded "outstanding" (95%) in coaches' film reviews for his second-half performance replacing injured Anderson on Oct. 1 vs. Miami ... Active but DNP for Games 5-11 ... Saw his first pro action at guard Nov. 26 vs. Pittsburgh, getting brief tryout at RG in place of starter Mike Goff ... Played on special teams Dec. 3 vs. Arizona ... Second-half injury replacement for Anderson at RT on Dec. 10 at Tennessee ... Active but DNP on Dec. 17 vs. Jacksonville ... Second-half injury replacement for injured Anderson at RT in season finale Dec. 24 at Philadelphia.

PREVIOUS SEASONS — 1996: Drafted by Pittsburgh in first round (29th overall) ... Only rookie offensive lineman to make Steelers' regular-season roster ... Did not see game action, spending all 16 weeks on game day inactive list. **1997:** Played in eight games for Steelers ... Made NFL playing debut on Aug. 31 vs. Dallas ... Earned his first career start Dec. 13 at New England, but was forced to sidelines in first quarter with an ankle injury ... Inactive for both Steelers postseason games, due to the injury. **1998:** Showed considerable improvement as a third-year player, and worked his way into Pittsburgh starting lineup when injuries opened a spot ... Continued to progress and retained starting RT position for 10 of the 11 games he played ... Inactive for Games 1-4, and missed season finale with a right calf muscle injury ... Made his first start of season on Oct. 11 at Bengals and aided season-high 386-yard offensive effort ... Credited for solid performance against All-Pro DE Reggie White on Nov. 9 vs. Green Bay; allowed White one sack and three tackles ... Started again vs. Bengals Dec. 20, but was sidelined in second quarter with a calf injury that would cause him to miss Dec. 28 season finale at Jacksonville. **1999:** Opened training camp with Pittsburgh ... Released Aug. 2 by Steelers, and acquired Aug. 3 by Bengals on waivers ... Played

in all four Cincinnati preseason games, but missed Weeks 1-4 of regular season while on Reserve/Commissioner's Suspension list for violation of NFL's substance abuse policy (while with Steelers) ... Activated to Bengals 53-player roster on Oct. 11 ... Made Bengals playing debut in Game 7, Oct. 24 at Indianapolis, and went on to play in seven games with two starts ... Credited with 5 "pancake" blocks while playing just 242 snaps on the season, and his ratio of pancakes-per-snap was the highest on the line ... Led line with 2 pancakes in starting assignment for injured Willie Anderson on Jan. 2 at Jacksonville ... Also led team with 2 pancakes on Oct. 24 at Indianapolis, when he played 40 snaps at RT after Anderson was sidelined with knee sprain in second quarter ... Played 45 snaps at RT on Oct. 31 vs. Jacksonville, after foot strain sent Anderson to the sidelines ... Played every offensive snap Nov. 21 vs. Baltimore, subbing at RT for injured Anderson, and aided 348-yard offensive effort which included no sacks allowed ... Played 52 snaps Dec. 26 at Baltimore, subbing at RT for injured Anderson.

COLLEGE: Rose to prominence as a senior at North Carolina A&T, registering 69 knockdown blocks for offense that totaled 4128 yards ... Named first-team tackle on All-Mid-Eastern Athletic Conference team ... Started his college career as defensive lineman, and was switched to offense just before beginning of his junior season.

PERSONAL: Hometown is Lumberton, N.C., and still resides there in the off-season ... Played offense and defense at Lumberton High School ... Active in the Lumberton area in civic and charitable affairs, including work with schools and sponsorship of a summer late-night basketball camp to keep youth off the streets ... Married (wife Javonna), with three children, Jayla (born 2-18-97), Jamain (9-21-99) and DaRon (7-1-00) ... Hobbies include golf, fishing and music.

JAMAIN STEPHENS' STATISTICS

GAMES-STARTS (31-13 Total; 19-11 Pitt., 12-2 Cin.): **1996** (0-0* Pitt.), **1997** (8-1 Pitt.), **1998** (11-10 Pitt.), **1999** (7-2 Cin.), **2000** (5-0 Cin.).

POSTSEASON GAMES-STARTS (0-0): **1997** (inactive Pitt.).

*NOTE: Stephens was inactive for 16 games with Pittsburgh in 1996.

SS



GARY THOMPKINS

Ht: 5-11 Wt: 200
College: West Virginia
1st year in NFL*

24

2000 Games-Starts: 0-0; **Career Games-Starts:** 0-0
Contract status as of 7-1-01: In first season of a two-year deal
Acquired: FA '00
Born: 1-29-77

Thompkins enters second Bengals training camp in 2001 after playing in the spring as team-allocated player to Frankfurt Galaxy of NFL Europe League ... Played in all 10 Frankfurt games (2 starts), recording 2 interceptions, 20 tackles and 4 passes defended ... Spent a portion of 2000 regular season on Bengals practice squad.

2000 RECAP: Signed with Cincinnati April 19 as rookie free agent ... Played in first two preseason games, with 2 solo tackles Aug. 4 at Buffalo and 2 solos Aug. 11 at Atlanta ... Waived Aug. 13 ... Signed Dec. 4 to Bengals practice squad, and on practice squad for the final three games ... Signed to Bengals off-season roster on Dec. 26.

COLLEGE: A three-year WVU starter at safety, including the last two seasons at strong safety ... Selected

to play in the Florida Gridiron All-Star Game following a senior season in which he started 10 games with 48 tackles (37 solo) 5 passes defended and a blocked punt (vs. Temple) ... Had 57 tackles (32 solo) as a junior, including a 9-tackle effort with a pass defended against Ohio State.

PERSONAL: Hometown is Miami, Fla. ... Earned all-state football honors at Miami's Monsignor Pace HS ... Earned sociology degree from West Virginia, and is working on master's in education ... Has a daughter, Kaylie (born 5-23-97) ... Off-season residence is Opa Locka, Fla. ... Hobbies include watching TV and playing video games.

* — Thompkins did not earn an accrued year of experience toward NFL free agency in 2000 because he was not on an NFL 53-player roster, a Reserve/Injured list or a Reserve/Physically Unable to Perform list for the required minimum of six games. He is designated a first-year player in 2001.

WR



PETER WARRICK

Ht: 5-11 Wt: 195
College: Florida State
2nd year in NFL

80

2000 Games-Starts: 16-16; **Career Games-Starts:** 16-16
Contract status as of 7-1-01: In second season of a seven-year deal
Acquired: D1 '00 (4th overall)
Born: 6-19-77

Bengals' top draft pick showed his special abilities in multiple ways last season, becoming first player in club history to score TDs receiving, rushing and on a return in the same season ... Showed the ingredients that prompted his being the No. 4 overall draft selection — exceptional body control, natural explosiveness, uncanny field instinct ... Rookie was thrust into Bengals' No. 1 receiver role when veteran Darnay Scott suffered broken leg in training camp, and he responded by leading team in receptions (51) and receiving yards (592) ... First rookie to lead team in catches since 1973, and first to lead in receiving yards since 1981 ... Tied Corey Dillon for team lead with 7 TDs (4 receiving, 2 rushing, 1 punt return) ... Set club record for rushing yards in a season by a WR (148), and his 2 rushing TDs already stand as a club career record for WRs ... Averaged 17.6 yards on 7 punt returns, including 82-yarder for TD in victory vs. Jacksonville.

2000 PARTICIPATION: One of nine Bengals to start every game ... Only rookie to start every game.

INDESCRIBABLE: Peter Warrick displayed on the NFL level in 2000 what fans of Florida State already knew well — an ability to dazzle that virtually defies descrip-

tion. Two of Warrick's TDs, a 77-yard rushing score vs. Denver on Oct. 22 and an 82-yard punt return vs. Jacksonville on Dec. 17, simply must be seen on videotape to be fully appreciated. Bengals coach Dick LeBeau said Warrick's talent for explosive runs can be described only as "God's gift." Said Warrick: "Sometimes, I watch (tape) and say, 'I did that?' But it's just something I've been doing all my life."

MORE 2000 HIGHLIGHTS: Led team in receiving yards in 7 games ... Led team in receptions in 5 games, and tied for the team lead in 5 others ... Caught at least one pass in every game ... His 51 receptions on the season ranked second among NFL rookies to Seattle's Darrell Jackson (53), and his 592 receiving yards ranked third behind Jackson (713) and Kansas City's Sylvester Morris (678) ... Warrick's 148 rushing yards topped previous season high by a Bengals WR of 133 by Warren McVea in 1968 ... Warrick is just 16 yards away from career Bengals mark for rushing yards by a WR, 164 by Eddie Brown from 1985-91 ... Scored his rushing TDs on a 77-yard run Oct. 22 vs. Denver, and on a 4-yarder Nov. 5 vs. Baltimore on which he lined up under center, took the snap and swept to the right side ... The only other rushing TDs

on record by a Bengals WR are one by McVea in 1968 and one by Speedy Thomas in 1969 ... Warrick made NFL debut Sept. 10 vs. Cleveland and had a season-high 80 receiving yards on 3 catches, including a spectacular one-hand grab of an Akili Smith pass for a 46-yard gain that was the team's longest passing gain of season ... Led team with 5 catches and 75 yards Sept. 17 at Jacksonville ... Scored first NFL TD on 9-yard pass from Akili Smith on Oct. 1 vs. Miami, giving Bengals 7-0 first-quarter lead ... Led team with 48 rushing yards Oct. 15 at Pittsburgh, including broken-field 46-yarder that was team's longest gain of the day ... Rushed for season-high 90 yards on 3 carries in victory Oct. 22 vs. Denver, including 77-yard second-quarter TD that cut Broncos' lead to 14-10 ... Warrick was second-leading rusher behind record-setting Corey Dillon vs. Denver as Bengals smashed team rushing record with 407 yards ... Led team in catches (3) and yards (25) in Oct. 29 win at Cleveland ... Scored team's only TD on 4-yard run Nov. 5 vs. Baltimore, play on which he lined up under center and took the snap ... Led team in catches (4) and receiving yards (36) Nov. 12 at Dallas ... Scored on 13-yard pass from Scott Mitchell to tie score in second quarter Nov. 19 at New England, and led team with 7 catches and 79 yards ... 7 catches at New England was season-high for all Bengals receivers ... Had 5-yard TD catch from Akili Smith Nov. 26 vs. Pittsburgh ... Scored team's only TD in Dec. 24 season finale at Philadelphia, on 17-yard pass from Scott Mitchell in fourth quarter.

FIRST AT PBS: Warrick scored the first preseason Bengals TD at Paul Brown Stadium when he found the end zone on a 14-yard end-around rushing attempt with :02 left in the first quarter on Aug. 19 vs. Chicago.

COLLEGE: Set an Atlantic Coast Conference record for receiving yards (3517) during his Florida State career, and posted Seminoles record for TD catches (32) ... Amassed 937 career punt return yards, averaging 13.0 on 72 returns ... Named MVP in the Sugar Bowl as FSU defeated Virginia Tech 46-29 for the national championship ... Caught 6 for 163 yards in Sugar Bowl, including TD catches of 43 and 64 yards, and also scored on a 59-yard punt return and a two-point conversion ... Earned consensus All-America honors as a junior and a senior, catching 61 passes for 1232 yards (20.2 avg.) and 12 TDs as a junior and 71 for 934 (13.2) with 8 TDs in nine games as a senior ... Averaged 139.7 all-purpose yards per game as a senior, including 12.6 avg. on 18 punt returns, which included a 75-yard TD ... Suspended for games Oct. 9 vs. Miami (Fla.) and Oct. 16 vs. Wake Forest, stemming from his arrest and no-contest plea on a charge of misdemeanor petty theft from a department store ... Redshirted as a true freshman in 1995 and played 43 games over 1996-99.

PERSONAL: Hometown is Bradenton, Fla. ... Helped lead Bradenton (Fla.) Southeast to two straight Class 5A state titles, including senior season as the starting QB ... Earned *Parade* All-America honors and was member of *Blue Chip Illustrated's* Dream Team ... As senior QB, passed for 13 TDs and scored 13 times as a rusher ... Returned four punts for TDs during his final two seasons ... State runner-up in long jump as a junior (23'4") ... Political science major at Florida State ... Is good friend of Vikings WR Randy Moss, who played one season at FSU.

PETER WARRICK'S STATISTICS

YEAR TEAM	G-S	Receiving						Rushing						Scoring					
		NO	YDS	AVG	LG	TD	ATT	YDS	AVG	LG	TD	TD	TD-R	TD-P	TD-RI	2-PIC	PTS		
2000 Cincinnati	16-16	51	592	11.6	46	4	16	148	9.3	77	2	7	2	4	*1	0	42		
CAREER	16-16	51	592	11.6	46	4	16	148	9.3	77	2	7	2	4	*1	0	42		

* — TD scored on punt return (see below).

YEAR TEAM	Special Teams								Kickoff Returns					Punt Returns					
	TKL	AST	TOT	FF	FR-YDS	BP	BFG	BXP	NO	YDS	AVG	LG	TD	NO	FC	YDS	AVG	LG	TD
2000 Cincinnati	1	0	1	0	0-0	0	0	0	—	—	—	—	—	7	1	123	17.6	82	1
CAREER	1	0	1	0	0-0	0	0	0	—	—	—	—	—	7	1	123	17.6	82	1

(continued)

TOP ROOKIE RECEIVERS

Bengals WR **Peter Warrick** ranked second in pass receptions and third in receiving yards among NFL rookies in the 2000 season. The top 5 in both categories:

RECEPTIONS

Player, Team	Rec.
Darrell Jackson, Seattle	53
Peter Warrick, Cincinnati	51
Sylvester Morris, Kansas City	48
Dennis Northcutt, Cleveland	39
Sammy Morris, Buff., Travis Prentice, Cle.	37

RECEIVING YARDS

Player, Team	Yards
Darrell Jackson, Seattle	713
Sylvester Morris, Kansas City	678
Peter Warrick, Cincinnati	592
Dennis Northcutt, Cleveland	422
Laveranues Coles, N.Y. Jets	370

— WARRICK'S 2000 GAME-BY-GAME STATISTICS —

OPPONENT	Receiving					Rushing					Punt Returns					
	NO	YDS	AVG	LG	TD	ATT	YDS	AVG	LG	TD	NO	FC	YDS	AVG	LG	TD
—BYE—																
CLEVELAND	3	80	26.7	46	0	1	8	8.0	8	0	0	0	0	—	—	0
at Jacksonville	5	75	15.0	28	0	0	0	—	—	0	0	0	0	—	—	0
at Baltimore	3	15	5.0	9	0	0	0	—	—	0	0	0	0	—	—	0
MIAMI	4	45	11.3	18	1	1	3	3.0	3	0	0	0	0	—	—	0
TENNESSEE	1	10	10.0	10	0	0	0	—	—	0	0	0	0	—	—	0
at Pittsburgh	4	21	5.3	10	0	2	48	24.0	46	0	1	0	10	10.0	10	0
DENVER	1	9	9.0	9	0	3	90	30.0	77-T	1	0	0	0	—	—	0
at Cleveland	3	25	8.3	10	0	1	1	1.0	1	0	0	0	0	—	—	0
BALTIMORE	2	22	11.0	11	0	2	-3	-1.5	4-T	1	0	0	0	—	—	0
at Dallas	4	36	9.0	15	0	1	-4	-4.0	-4	0	0	0	0	—	—	0
at New England	7	79	11.3	22	1	0	0	—	—	0	0	0	0	—	—	0
PITTSBURGH	3	25	8.3	11	1	2	-5	-2.5	3	0	1	0	0	0	0	0
ARIZONA	3	42	14.0	22	0	0	0	—	—	0	0	0	0	—	—	0
at Tennessee	2	32	16.0	17	0	0	0	—	—	0	0	0	0	—	—	0
JACKSONVILLE	3	38	12.7	25	0	2	4	2.0	3	0	3	1	87	29.0	82-T	1
at Philadelphia	3	38	12.7	17-T	1	1	6	6.0	6	0	2	0	26	13.0	13	0
TOTALS	51	592	11.6	46	4	16	148	9.3	77-T	2	7	1	123	17.6	82-T	1

OT



RICHMOND WEBB

Ht: 6-6 Wt: 325

College: Texas A&M

12th year in NFL

73

2000 Games-Starts: 14-14 (Mia.); Career Games-Starts: 164-163

Contract status as of 7-1-01: In first season of a three-year deal

Acquired: UFA (Mia.) '01

Born: 1-11-67

A seven-time Pro Bowl selection, Webb joined the Bengals as an unrestricted free agent on April 30 of this year ... A certain future candidate for the Pro Football Hall of Fame, but has indicated plans to play at least two or three more seasons ... Was starting LT last season as Miami Dolphins won AFC East title ... Has been a starter his entire career, and helped Dolphins to playoffs in eight of his 11 seasons ... Was the key blocker in Dolphins' remarkable pass protection for QB Dan Marino during the '90s ... Holds Dolphins record for most consecutive starts (118) and ranks tied for fifth in Miami history for most games played (164) ... Also has 13 career playoff starts.

DICK LeBEAU ON THE SIGNING OF WEBB: "This is a great day if you're Dick LeBeau. Not only do we get a fine player, we get a quality person, one who has been associated with a winning program his whole career."

2000 PARTICIPATION: Started 14 regular-season games and both Dolphins playoff games at LT ... Missed Games 4-5, Sept. 24 vs. New England and Oct. 1 at Bengals, due to right knee and ankle sprain suffered Sept. 17 vs. Baltimore ... Missed first two preseason games due to right elbow soreness ... Underwent arthroscopic surgery on right elbow on 1-11-01.

2000 HIGHLIGHTS: Standout for 10-6 Dolphins club that captured Miami's first AFC East title since 1994 ... Anchored line whose 28 sacks allowed tied for fourth fewest in NFL ... Though known best for his superb pass blocking, he was a major factor as Lamar Smith rushed

for 1139 yards and 14 TDs, both figures ranking as second-most in Dolphins history ... Helped Smith post four 100-yard games, including 27 for 145 on Sept. 3 vs. Seattle; 23 for 155 on Oct. 23 at N.Y. Jets; 24 for 125 on Nov. 5 at Detroit; and 28 for 100 on Dec. 3 at Buffalo ... Line opened the way for two Smith TD runs on Dec. 24 at New England as Dolphins won 27-24 to clinch AFC East title.

LINE COACH PAUL ALEXANDER SAYS: "Richmond is an energetic guy who has been a shut-down performer, and he's still one of the best tackles in football. I saw six games (on tape from 2000) and I never saw anyone near the quarterback."

PREVIOUS SEASONS — 1990: Drafted by Miami in first round (ninth overall) ... Signed July 27 ... Started all 16 regular-season games and two playoff contests at left tackle ... Played in all 1,028 offensive downs for Miami in regular season and playoffs, and missed one offensive series (seven plays) in preseason ... Selected as a reserve to 1990 AFC Pro Bowl squad, but started game due to injury to Cincinnati's Anthony Munoz ... Became the first rookie offensive tackle and just the second rookie offensive lineman to be selected to the Pro Bowl (other was Colts guard Chris Hinton in 1983) ... Named NFL Rookie of the Year by *United Press International*, *Sports Illustrated*, *The Sporting News* and *Pro Football Weekly* ... Key member of the Dolphins' front line that allowed an NFL-low 16 sacks ... Was accountable for only two sacks ... Called for only one holding penalty ... Made first NFL start in season opener Sept. 9 at New England.

and anchored offensive line which allowed Miami to rush for 177 yards, team's highest single-game rushing output in a non-replacement contest since 1982. **1991:** Started each of Miami's last 14 games at left tackle ... Selected for the AFC Pro Bowl team for the second consecutive season ... Was inactive for first two games of season while recovering from a preseason knee injury suffered Aug. 4 vs. L.A. Raiders in Tokyo ... Saw first action of the season as the starting left tackle Sept. 15 at Detroit ... Held Pro Bowl linebacker Derrick Thomas (13.5 sacks in '91) to 3 tackles and no sacks on Oct. 13 at Kansas City. **1992:** Started all 16 Miami regular-season games and both playoff contests at left tackle ... Selected as starter for AFC Pro Bowl team, earning Pro Bowl recognition for the third time and for first time as starter. Became the first tackle in Dolphins history to be selected to the Pro Bowl as a starter ... Named first-team All-NFL by the *Associated Press* and *The Sporting News*, and second-team All-NFL by *College and Pro Football Newsweekly* ... Honored with first-team All-AFC honors by *The Football News* and *United Press International*. **1993:** Started all 16 Dolphins games at left tackle ... Selected as a starter for AFC Pro Bowl team, earning Pro Bowl recognition for the fourth time in his career and the second time as a starter ... Was named a second-team All-Pro by the *Associated Press* and a first-team All-AFC by *The Football News* and *United Press International* ... Selected by the NFL Players Association as AFC Co-Offensive Lineman of the Year. **1994:** Started all 16 Dolphins games at left tackle ... Selected as a starter for AFC Pro Bowl team, earning Pro Bowl recognition for fifth time in career and third time as a starter ... Named first-team All-NFL by *Associated Press*, *The Sporting News*, *College and Pro Football Newsweekly*, *USA Today*, *Pro Football Weekly* and *Pro Football Writers of America* ... Faced San Diego DE Leslie O'Neal (12.5 sacks) in the playoffs and held the AFC's second-leading sacker to 2 tackles and no sacks ... Battled Buffalo's Bruce Smith (10 sacks) on two occasions and limited him to 9 tackles and 1 sack ... Also faced Pittsburgh's Greg Lloyd (10 sacks) and held him without a sack. **1995:** Started all 16 regular-season games and the Dolphins' one playoff contest ... Selected as starter for AFC Pro Bowl team, earning Pro Bowl recognition for sixth time in career and fourth time as a starter ... Became the only player in Dolphins history to be selected to the Pro Bowl team each of his first six seasons, passing quarterback Dan Marino (1983-87) and linebacker John Offerdahl (1986-90), who were Pro Bowl performers each of their first five NFL seasons ... Named second-team All-NFL by *Associated Press* and first-team All-AFC by *United Press International* ... Voted by South Florida media as team's Outstanding Offensive Lineman for sixth straight season, joining Hall of Famer Dwight Stephenson (1982-87) as only players to win the award in six straight years. **1996:** Started all 16 Dolphins games

at left tackle ... Participated in all but two offensive snaps over course of year ... Voted to seventh consecutive AFC-NFC Pro Bowl, making the squad as a reserve after four straight years as a starter ... Became the only player in Dolphins history to be selected to the Pro Bowl team each of first seven seasons in the league, two better than quarterback Dan Marino and linebacker John Offerdahl, who were Pro Bowl performers in each of their first five seasons. **1997:** Started all 16 games at left tackle for the sixth consecutive season and the seventh time in his eight NFL seasons ... Recorded his 110th straight start in the season finale Dec. 22 vs. New England, snapping a tie with Jim Langer for the most consecutive starts in Dolphins history. **1998:** Started all nine regular-season games in which he played at left tackle ... Opened each of the first eight games and did not miss an offensive snap over that time ... Awarded offensive Game Balls for his performances in wins Sept. 20 over Pittsburgh and Oct. 18 vs. St. Louis ... Sustained a partial tear of his left triceps tendon Nov. 1 at Buffalo ... Did not miss any time in that contest, but underwent surgery to repair the tear Nov. 2 ... Inactive for each of the next five games ... The first game he missed, Nov. 8 vs. Indianapolis, ended a team-record string of 118 straight games in which he had played and started ... The last time he had missed a game prior to that Colts matchup occurred Sept. 8, 1991, when he sat out a contest vs. Indianapolis due to a knee injury ... Returned to the starting lineup at left tackle Dec. 13 vs. N.Y. Jets, but saw only limited action ... Inactive for each of the final two regular season contests, but started first-round playoff game on 1-2-99 vs. Buffalo and held Bills DE Bruce Smith to two tackles and no sacks ... Aggravated his triceps injury in the win over Buffalo and was inactive for Divisional contest on 1-9-99 at Denver ... Underwent a left triceps surgical repair on 1-11-99 ... In the 1998 preseason, missed the first two games after undergoing arthroscopic surgery Aug. 6 to remove loose bodies from his right elbow. **1999:** Started 14 of the 15 regular-season games in which he played at left tackle, and started both Dolphins playoff games ... Sustained a left knee contusion Oct. 4 vs. Buffalo, and was inactive Oct. 10 at Indianapolis ... Saw action in reserve role at New England Oct. 17 ... Awarded an offensive Game Ball for his performances in win Nov. 21 vs. New England.

SUPER SEVENS: When Webb was voted to the Pro Bowl following the 1996 season, he joined two linebackers, the late Derrick Thomas of Kansas City and Lawrence Taylor of the N.Y. Giants, as the only players to appear in the Pro Bowl in each of their first seven seasons.

COLLEGE: Four-year letterman (1986-89) and three-year starter at Texas A&M ... Earned first team All-Southwest Conference and second team All-America recogni-

LAST SHUTOUTS

The Bengals have posted seven shutouts in franchise history. The last was a 21-0 victory at Cleveland on Dec. 3, 1989.

The Bengals have been shut out 14 times, including a 17-0 loss to the Baltimore Colts in the 1970 playoffs. The last time the Bengals were blanked was Oct. 15, 2000, a 15-0 loss to the Steelers at Pittsburgh.

tion as a senior ... Moved from guard to tackle in spring drills ... Paved way for ground attack which averaged 199.9 yards per game ... Named second team All-SWC pick as a junior ... Started all 11 games at LG ... School ranked tenth in the nation in rushing with 258.5 avg. per game ... Played as reserve defensive tackle as a second-year freshman.


PERSONAL: Hometown is Dallas, Texas ... Standout scholar-athlete at Roosevelt High School, lettering in football and basketball while serving as senior class president and graduating with 3.5 grade point average ... Holds B.S. in industrial distribution from Texas A&M ... Earned nickname of "Bam Bam" from his college teammates for way he punished defenders in the trenches ... Enjoys listening to music ... Has participated in events benefiting

Cystic Fibrosis Foundation and Best Buddies of South Florida ... Assisted in building houses in Miami for Habitat for Humanity ... Full name is Richmond Jewel Webb Jr.

RICHMOND WEBB'S STATISTICS

GAMES-STARTS (164-163): **1990** (16-16 Mia.), **1991** (14-14 Mia.), **1992** (16-16 Mia.), **1993** (16-16 Mia.), **1994** (16-16 Mia.), **1995** (16-16 Mia.), **1996** (16-16 Mia.), **1997** (16-16 Mia.), **1998** (9-9 Mia.), **1999** (15-14 Mia.), **2000** (14-14 Mia.).

POSTSEASON GAMES-STARTS (13-13): **1990** (2-2 Mia.), **1992** (2-2 Mia.), **1994** (2-2 Mia.), **1995** (1-1 Mia.), **1997** (1-1 Mia.), **1998** (1-1 Mia.), **1999** (2-2 Mia.), **2000** (2-2 Mia.).



DARRYL WILLIAMS

Ht: 6-0 Wt: 205

College: Miami (Fla.)

10th year in NFL

31

2000 Games-Starts: 16-16; **Career Games-Starts:** 141-136

Contract status as of 7-2-01 In second season of a three-year deal

Acquired: FA '00

Born: 1-8-70

A Bengals first-round draft pick in 1992, Williams returned to Cincinnati in 2000 after a four-year stint in Seattle and started every game while finishing second on the team in tackles ... Led team in forced fumbles (3), including stops near Cincinnati goal line that resulted in turnovers by standout running backs Eddie George and Emmitt Smith ... Had Cincinnati's only INT return for a TD, the 30th INT of his career ... Has averaged 94.4 tackles over his nine seasons ... Earned Pro Bowl start for Seattle after 1997 season ... His NFL career totals include 30 interceptions for 675 yards and 4 TDs, 12 forced fumbles and 13 fumble recoveries.

2000 PARTICIPATION: Signed with Cincinnati on March 6 as unrestricted free agent from Seattle ... Played 16 games for the eighth of his nine NFL seasons and started every game (at FS) for the seventh season ... Led the team in total snaps from scrimmage, playing on 1103 of the defense's total of 1122 snaps.

2000 HIGHLIGHTS: Credited with 101 tackles (80 solo); placed second on team in tackles behind LB Takeo Spikes ... Has averaged more than 100 tackles in press box stats over his five Bengals seasons (502 total) ... Resumed Bengals career with 4 solo tackles in season opener Sept. 10 vs. Cleveland ... Led secondary with 9 tackles (7 solo) on Sept. 24 at Baltimore, and forced a fumble by Jamal Lewis in second quarter that Steve Foley recovered for Bengals at the Cincinnati 37 ... Led secondary with 5 tackles (4 solo) on Oct. 1 vs. Miami ... On Oct. 8 vs. Tennessee, forced a fumble by Eddie George at Bengals 3 in first quarter, and CB Rodney Heath recovered at goal line for Bengals for a touchback ... Also vs. Tennessee, had 6

total tackles (4 solo) and intercepted Steve McNair pass intended for Frank Wycheck in second quarter and returned 36 yards for TD to give Cincinnati a 14-10 lead ... Had 8 tackles (7 solo) and a pass defended in victory Oct. 22 vs. Denver ... Led team with personal season-high of 12 tackles (9 solo) on Nov. 5 vs. Baltimore, and also credited with 2 passes defended ... Led team with 10 solos Nov. 12 at Dallas, and forced a first-quarter fumble by RB Emmitt Smith that was recovered by Cincinnati's Takeo Spikes at Bengals 1-yard line ... Tied for team lead with 6 tackles (all solo) on Nov. 26 vs. Pittsburgh ... Led team with 10 tackles (6 solo) on Dec. 10 at Tennessee ... Closed season Sept. 24 at Philadelphia with his fourth double-digit tackles game of the season, posting 10 (9 solo) to lead team in solos and tie for team lead in total stops.

PREVIOUS SEASONS — 1992: Second of two Bengals selections in Round 1 of NFL Draft (28th overall pick) ... QB David Klingler (sixth overall) was first Bengals pick in the round ... Williams signed July 25 ... Seized starting FS spot in Game 5, Oct. 11 vs. Houston, and would go on to start 113 straight games for Cincinnati and later Seattle before streak was broken by a hamstring injury in 1999 ... Consensus all-rookie team performer in his first Bengals campaign ... Led team with 4 INT for 65 yards ... Had 28-yard INT return vs. Houston in first start, and had 30-yard INT return at Houston on Oct. 25 ... Second on team in passes defended (13). **1993:** Took Bengals' team tackling crown by 123-102 over LB Ricardo McDonald, posting what remains a career-high total ... Had club-leading 12 passes defended ... His 97-yard INT return for TD on Oct. 7 vs. Pittsburgh stands through 2000 as second-longest in club history ... Had the only 2 sacks registered

by the Cincinnati secondary, and led the secondary with 4 QB pressures ... 17-yard sack of Chiefs' Dave Krieg was longest of season for Bengals; Williams forced a fumble on the play that was recovered by Cincinnati's Mike Brim ... Williams' 1042 scrimmage snaps were tops on the club, well ahead of second-place CB Rod Jones (1002) ... Missed only 10 scrimmage snaps; played with shoulder and back pain the last two weeks ... Had 29-yard INT return Sept. 12 vs. Indianapolis ... Had 8-yard sack Sept. 26 vs. Seattle ... Major contributor in Bengals' rise from 25th to 2nd in passing yards allowed. **1994:** Second on team to LB Steve Tovar with 102 tackles (87 solo) ... Went over 100 tackles for second straight year ... Led the team by more than 40 for the second straight year in total scrimmage snaps, seeing action on 1046 plays ... Had team's single-game season high of 12 solo tackles Dec. 4 vs. Pittsburgh ... Had 8 solos, with a forced fumble and 2 fumble recoveries to key victory in season finale Dec. 24 vs. Philadelphia ... Had 33-yard INT on Sept. 4 vs. Cleveland, plus 5 solo tackles ... Had 12-yard INT Sept. 18 vs. New England ... Posted 10 solos Oct. 30 vs. Dallas, with a forced fumble and a pass defended ... Had 7 tackles, including a 7-yard sack, Oct. 23 at Pittsburgh. **1995:** Led Bengals in scrimmage snaps (1117) for third straight year, and was second in a 99-98 photo finish with Steve Tovar for the team tackling lead, falling two short of a third straight 100-tackle season ... Also led the team with 14 special teams tackles ... Played starring role Nov. 12 at Houston, intercepting Chris Chandler pass to stop Oilers' opening drive of second half, and blocked Rich Camarillo punt out of the end zone for a third-quarter safety ... Led team on the season with 3 fumble recoveries, including key recovery at Bengals 2 on Nov. 26 at Jacksonville, halting 10-play opening drive by Jaguars ... Led team with 10 tackles Sept. 24 vs. Houston, and led with 8 stops Oct. 19 at Pittsburgh ... Had season-high 11 tackles Sept. 3 at Indianapolis, tying for team lead ... Sacked Warren Moon for 9-yard loss in Dec. 24 victory vs. Minnesota ... Unable to practice due to a sore back prior to Oct. 8 game at Tampa Bay, but started on game day, marking his 50th straight start in a streak that would reach 113. **1996:** Signed with Seattle on Feb. 21 as unrestricted free agent, reuniting himself with Seattle head coach Dennis Erickson, his former college coach at Miami ... Started 16 games for the Seahawks at free safety and led team with five interceptions and 148 INT return yards ... Had two interceptions, including a 79-yard touchdown, Oct. 27 vs. San Diego ... Also picked off two passes Dec. 8 vs. Buffalo ... Totaled three takeaways in Buffalo game, two within the first 10:00, and set up 13 points ... Earned AFC Defensive Player of the Week honors for Buffalo game ... Interception total was the most by a Seahawks player since 1993, while the return yards were the most since 1984 ... Preserved a 17-13 win Sept. 22 at Tampa Bay with a last-play interception ... Ranked fourth on team with 80 tackles and tied for team lead with 11 passes defended. **1997:** Started 16 games at FS for Seahawks, and was voted to start in the Pro Bowl after tying for the AFC lead with a career-high 8 INT ... Named AFC Defensive Back of the Year in voting by NFL Players Association ... Second on the team with 93 tackles ... Named AFC Defensive Player of the

Week when he recorded a career-high and team-record tying 3 interceptions Sept. 21 vs. San Diego ... Led the team with a season-high 12 tackles Aug. 31 vs. N.Y. Jets ... Had 2 interceptions Nov. 16 at New Orleans, including one returned 44 yards for a TD ... Led the team with 10 tackles Nov. 23 vs. Kansas City. **1998:** Started all 16 games at FS for Seahawks, and finished third on the team with 97 tackles ... Had 10 tackles Sept. 20 vs. Washington, forced a fumble when the Redskins were on Seahawks 14, and added 2 passes defended ... Tied NFL single-game record with 3 opponents' fumble recoveries Oct. 4 at Kansas City ... Started his 100th career and 100th straight game Nov. 15 vs. Oakland, leading Seattle with 11 tackles ... Had season-high 12 tackles Dec. 6 at N.Y. Jets ... Had 2 INT on Dec. 13 vs. San Diego, part of a team-record 7 INT ... Had team-high 7 tackles and 1 INT on Dec. 20 vs. Indianapolis ... Tied for the team-lead with 11 stops in season finale Dec. 27 at Denver. **1999:** Started 12 games for Seattle at SS, missing three with a hamstring injury that also limited him to reserve duty in a fourth game ... Had a streak of 113 consecutive NFL starts before a hamstring injury suffered Oct. 17 at San Diego sidelined him Oct. 24 vs. Buffalo and Nov. 1 at Green Bay ... Finished fifth on Seahawks in tackles (78) and tied for third in interceptions (4) ... Tied for team lead with 7 solo tackles in season opener Sept. 12 vs. Detroit ... Nabbed first interception of season, and 26th of his career, on Sept. 26 at Pittsburgh, adding 1 other pass defended, 3 tackles and a special teams tackle ... Recorded 7 tackles Oct. 3 vs. Oakland and made second interception of the season ... Led the team in tackles with 8 (all solo) in victory Nov. 7 vs. Bengals ... Had 8 tackles (6 solo) Nov. 28 vs. Tampa Bay, but nagging hamstring problem sidelined him for Dec. 5 Oakland game ... Returned to action Dec. 12 vs. San Diego, contributing season-high 10 solo tackles and 2 passes defended, including his third INT of the season ... Had 3 passes defended Dec. 19 at Denver ... Had his fourth INT of season, along with 6 tackles (3 solo) in victory vs. Kansas City on Dec. 26 that ultimately put Seahawks in the playoffs ... Saw his first NFL playoff action in starting SS role Jan. 9 vs. Miami, logging 6 tackles (3 solo) and a pass defended.

COLLEGE: Three-year letterman and two-year starter at Miami ... First-team All-America choice by *Associated Press*, Kodak, and Walter Camp Foundation as a junior ... Finished his career with 173 tackles, 8 interceptions, 4 fumble recoveries and 3 blocked kicks ... Returned two of the interceptions for touchdowns, both in 1991 ... Lettered as a true freshman on Hurricanes' national championship team in 1989 ... Also member of national championship team in 1991.

PERSONAL: Hometown is Miami, Fla. ... Off-season residence is Cooper City, Fla. ... Attended American HS in Hialeah section of Miami ... Football and track letterman in high school ... Earned all-state football honors in high school and had a school record 92-yard INT return as a senior ... Married (wife Marlina), with two sons, Darryl (birthdate 4-8-96) and Mark (5-2-98) ... Enjoys bowling and golf ... Business major at Miami.

DARRYL WILLIAMS' STATISTICS

YEAR TEAM	G-S	Defense							Interceptions					Scoring				
		TKL	AST	TOT	SKS-YDS	PD	FF	FR-YDS	NO	YDS	AVG	LG	TD	TD	Int	FR	TD	S PTS
1992 Cincinnati	16-12	70	8	78	2-16	13	2	1-0	4	65	16.3	30	0	0	0	0	0	0
1993 Cincinnati	16-16	95	28	123	2-25	12	1	1-0	2	126	63.0	97	1	1	1	0	0	6
1994 Cincinnati	16-16	87	15	102	1-7	8	2	2-0	2	45	22.5	33	0	0	0	0	0	0
1995 Cincinnati	16-16	78	20	98	1-9	10	0	3-0	1	1	1.0	1	0	0	0	0	1	2
1996 Seattle	16-16	67	13	80	0-0	11	0	1-2	5	148	29.6	79	1	1	1	0	0	6
1997 Seattle	16-16	68	25	93	0-0	13	1	1-0	8	172	21.5	44	1	1	1	0	0	6
1998 Seattle	16-16	71	26	97	0-0	11	3	3-0	3	41	13.7	28	0	0	0	0	0	0
1999 Seattle	13-12	63	15	78	0-0	11	0	1-0	4	41	10.3	21	0	0	0	0	0	0
2000 Cincinnati	16-16	80	21	101	0-0	5	3	0-0	1	36	36.0	36	1	1	1	0	0	6
CIN. TOTALS	80-76	410	92	502	6-57	48	8	7-0	10	273	27.3	97	2	2	2	0	1	14
SEA. TOTALS	61-60	269	79	348	0-0	46	4	6-2	20	402	20.1	79	2	2	2	0	0	12
CAREER	141-136	679	171	850	6-57	94	12	13-2	30	675	22.5	97	4	4	4	0	1	26

		Special Teams							Kickoff Returns					Punt Returns						
		FR-																		
YEAR	TEAM	TKL	AST	TOT	FF	YDS	BP	BFG	BXP	NO	YDS	AVG	LG	TD	NO	FC	YDS	AVG	LG	TD
1992	Cincinnati	3	2	5	0	0-0	0	0	0	—	—	—	—	—	0	0	0	—	—	0
1993	Cincinnati	0	2	2	0	1-0	0	0	0	—	—	—	—	—	0	0	0	—	—	0
1994	Cincinnati	3	0	3	0	0-0	0	0	0	—	—	—	—	—	1	0	4	4.0	4	0
1995	Cincinnati	10	4	14	0	0-0	1	0	0	—	—	—	—	—	0	0	0	—	—	0
1996	Seattle	4	0	4	0	0-0	0	0	0	—	—	—	—	—	0	0	0	—	—	0
1998	Seattle	2	2	4	0	0-0	0	0	0	—	—	—	—	—	0	0	0	—	—	0
1999	Seattle	1	2	3	0	0-0	0	0	0	—	—	—	—	—	0	0	0	—	—	0
CIN. TOTALS		16	8	24	0	1-0	1	0	0	—	—	—	—	—	1	0	4	4.0	4	0
SEA. TOTALS		7	4	11	0	0-0	0	0	0	—	—	—	—	—	0	0	0	—	—	0
CAREER		23	12	35	0	1-0	1	0	0	—	—	—	—	—	1	0	4	4.0	4	0

DARRYL WILLIAMS' 2000 GAME-BY-GAME DEFENSIVE STATISTICS

OPPONENT	TKL	AST	TOT	SKS-YDS	INT-YDS	PD	FF	FR-YDS
—BYE—								
CLEVELAND	4	0	4	0-0	0-0	0	0	0-0
at Jacksonville	4	1	5	0-0	0-0	0	0	0-0
at Baltimore	7	2	9	0-0	0-0	0	1	0-0
MIAMI	4	1	5	0-0	0-0	0	0	0-0
TENNESSEE	4	2	6	0-0	1-36	1	1	0-0
at Pittsburgh	1	3	4	0-0	0-0	0	0	0-0
DENVER	7	1	8	0-0	0-0	1	0	0-0
at Cleveland	1	0	1	0-0	0-0	0	0	0-0
BALTIMORE	9	3	12	0-0	0-0	2	0	0-0
at Dallas	10	0	10	0-0	0-0	0	1	0-0
at New England	3	1	4	0-0	0-0	0	0	0-0
PITTSBURGH	6	0	6	0-0	0-0	0	0	0-0
ARIZONA	3	0	3	0-0	0-0	1	0	0-0
at Tennessee	6	4	10	0-0	0-0	0	0	0-0
JACKSONVILLE	2	2	4	0-0	0-0	0	0	0-0
at Philadelphia	9	1	10	0-0	0-0	0	0	0-0
TOTALS	80	21	101	0-0	1-36	5	3	0-0

POSTSEASON

YEAR TEAM	G-S	Defense							Interceptions					Scoring				
		TKL	AST	TOT	SKS-YDS	PD	FF	FR-YDS	NO	YDS	AVG	LG	TD	TD	Int	FR	TD	S PTS
1999 Seattle	1-1	3	3	6	0-0	1	0	0-0	—	—	—	—	—	—	—	—	—	—
CAREER	1-1	3	3	6	0-0	1	0	0-0	—	—	—	—	—	—	—	—	—	—



NICK WILLIAMS

Ht: 6-2 Wt: 267
College: Miami (Fla.)
3rd year in NFL

30

2000 Games-Starts: 14-4; **Career Games-Starts:** 25-4
Contract status as of 7-2-01 In final season of a three-year deal
Acquired: D5 '99 (135th overall)
Born: 3-30-77

Williams finished 2000 as Bengals' No. 1 FB, but suffered torn left knee ligament (ACL) during May 2001 minicamp ... Underwent surgery May 24 and is expected to be sidelined at least until November, if not through the entire season ... Earned his chance last season when FB Clif Groce went out with knee problems ... Was in the No. 1 FB role for season's second half, helping Bengals finish No. 2 in NFL rushing as HB Corey Dillon smashed team record with 1435 yards ... Showed good speed and receiving ability for a player who rates among the NFL's biggest fullbacks.

2000 RECAP: Played mostly on special teams in Games 1-5, but had a 9-yard rush in season opener Sept. 10 vs. Cleveland and was 2-for-18 receiving Sept. 24 at Baltimore ... On weekly inactive list for Games 6-7 ... Returned in No. 1 FB role in victory Oct 29 at Cleveland, as Clif Groce was out with knee soreness ... Credited with solid lead blocking effort as team rushed for 192 yards ... Also in No. 1 FB role with Groce out on Nov. 5 vs. Baltimore ... Opened as No. 2 FB on Nov. 12 at Dallas, but took over for Groce when Groce reinjured his knee in first quarter ... Made his first official start of the year Nov. 19 at New England (in previous games in which Williams had been No. 1 FB, Bengals started two TEs and did not have a FB in primary base lineup) ... Had 17-yard pass reception at New England and aided team offensive performance of 365 yards, second-most of season to date ... Was in No. 1 FB role for the rest of the season, and was in starting lineup on Nov. 26 vs. Pittsburgh, Dec. 17 vs. Jacksonville and Dec. 24 at Philadelphia ... Had season highs of 5 rushes and 16 rushing yards vs. Pittsburgh ... Played 36 of the 78 offensive snaps in victory Dec. 3 vs. Arizona, and his lead blocking supported 292-yard team rushing output ... Had an 8-yard run and a 15-yard catch vs. Car-

dinals ... Season-high 31 receiving yards on 2 catches in victory vs. Jacksonville ... Closed season with 2-for-14 rushing day Dec. 24 at Philadelphia.

1999: Drafted by Cincinnati in fifth round (135th overall) ... Signed May 19 ... Suffered left high ankle sprain in training camp scrimmage on Aug. 7 and missed all four preseason games and Game 1 of regular season ... Played in 11 games ... Made NFL debut in Game 2, Sept. 19 vs. San Diego, with 2 receptions for 17 yards, but reinjured ankle in Game 3, Sept. 26 at Carolina ... Inactive for Games 4-5 before returning to action in Game 6, Oct. 17 vs. Pittsburgh ... Had 4 rushes for 18 yards, including season-long 8-yarder, on Oct. 24 at Indianapolis; also had two receptions for 21 yards at Indy ... Posted season highs of 3 receptions and 27 yards, including season-long 19-yarder, in victory Nov. 28 at Pittsburgh ... Longest of his eight kickoff returns was 24 yards Jan. 2 at Jacksonville.

COLLEGE: Was the lead blocker at Miami for Edgerin James, who rushed for 1098 yards in '97 and 1416 yards in '98 ... Used infrequently as a runner and receiver, but averaged 4.0 yards per rush (38-152) and 11.6 yards per reception (25-289) during his four-year Hurricane career ... Played in 42 games with 14 starts, including 8 starts his senior year.

PERSONAL: Hometown is Farmington Hills, Mich., in Detroit area ... Was two-time all-state selection in football at Harrison HS in Farmington Hills ... Led Harrison to a state Class A title as he rushed for 1358 yards and 21 TDs, and set a state championship game record with a 90-yard run from scrimmage ... Also played LB in high school ... Hobbies include reading, chess, pool, shopping and writing ... Full name is James Nicolas Williams.

NICK WILLIAMS' STATISTICS

		Rushing						Receiving						Scoring					
YEAR	TEAM	G-S	ATT	YDS	AVG	LG	TD	NO	YDS	AVG	LG	TD	TD	TD-R	TD-P	TD-RI	2PIC	PTS	
1999	Cincinnati	11-0	10	30	3.0	8	0	10	96	9.6	19	0	—	—	—	—	—	—	
2000	Cincinnati	14-4	10	54	5.4	13	0	7	84	12.0	20	0	—	—	—	—	—	—	
CAREER		25-4	20	84	4.2	13	0	17	180	10.6	20	0	—	—	—	—	—	—	

		Special Teams							Kickoff Returns					Punt Returns						
		FR-																		
YEAR	TEAM	TKL	AST	TOT	FF	YDS	BP	BFG	BXP	NO	YDS	AVG	LG	TD	NO	FC	YDS	AVG	LG	TD
1999	Cincinnati	—	—	—	—	—	—	—	—	8	109	13.6	24	0	—	—	—	—	—	—
2000	Cincinnati	—	—	—	—	—	—	—	—	2	12	6.0	12	0	—	—	—	—	—	—
CAREER		—	—	—	—	—	—	—	—	10	121	12.1	24	0	—	—	—	—	—	—

(continued)

— NICK WILLIAMS' SINGLE-GAME HIGHS —

RUSHING — Attempts: 5 vs. Pitt. 11-26-00; Yards: 18 at Ind. 10-24-99; Long: 13 at Phil. 12-24-00.**RECEIVING** — Receptions: 3 at Pitt. 11-28-99; Yards: 31 vs. Jax. 12-17-00; Long: 20 vs. Jax. 12-17-00.

— NICK WILLIAMS' 2000 GAME-BY-GAME STATISTICS —

OPPONENT	Rushing					Receiving				
	ATT	YDS	AVG	LG	TD	ATT	YDS	AVG	LG	TD
—BYE—										
CLEVELAND	1	9	9.0	9	0	0	0	—	—	0
at Jacksonville	0	0	—	—	0	0	0	—	—	0
at Baltimore	0	0	—	—	0	2	18	9.0	10	0
MIAMI	0	0	—	—	0	0	0	—	—	0
TENNESSEE	0	0	—	—	0	0	0	—	—	0
at Pittsburgh			INACTIVE					INACTIVE		
DENVER			INACTIVE					INACTIVE		
at Cleveland	0	0	—	—	0	0	0	—	—	0
BALTIMORE	0	0	—	—	0	0	0	—	—	0
at Dallas	0	0	—	—	0	1	3	3.0	3	0
at New England	0	0	—	—	0	1	17	17.0	17	0
PITTSBURGH	5	16	3.2	7	0	0	0	—	—	0
ARIZONA	1	8	8.0	8	0	1	15	15.0	15	0
at Tennessee	1	7	7.0	7	0	0	0	—	—	0
JACKSONVILLE	0	0	—	—	0	2	31	15.5	20	0
at Philadelphia	2	14	7.0	13	0	0	0	—	—	0
TOTALS	10	54	5.4	13	0	7	64	12.0	20	0

DT



TONY WILLIAMS

Ht: 6-1 **Wt:** 292**College:** Memphis**5th year in NFL**

91

2000 Games-Starts: 14-13 (Minn.) **Career Games-Starts:** 50-36**Contract status as of 7-2-01** In first season of a four-year deal**Acquired:** UFA (Minn.) '01**Born:** 7-9-75

A stocky 292-pounder who brings excellent athletic ability to the interior line ... Signed with Bengals as an unrestricted free agent on 3-6-01 ... Started 13 regular-season games and both postseason games in 2000 for Minnesota ... Known as a dominant run-stopper, but also led Vikings interior linemen in sacks (4) ... Slated to open his first Bengals training camp as starting RDT ... Led Vikings line in tackles in 1999 ... Has eight career playoff appearances and seven starts.

DL COACH TIM KRUMRIE ON WILLIAMS: "I like Tony's work ethic. He's a high-motor guy who goes all-out, all the time. He's fit. He gets up the field and runs people down."

2000 PARTICIPATION: Played 14 games with 13 starts ... Started Games 1-2 and 4-15 ... Inactive for Game 3, Sept. 17 at New England, due to groin injury ... Inactive for Game 16, Dec. 24 at Indianapolis ... Started both playoff games.

2000 HIGHLIGHTS: Had 43 tackles (21 solo), including 6 tackles for loss and 4 sacks ... Had 4 tackles in season opener Sept. 3 vs. Chicago ... Sacked Charlie Batch and had a tackle for loss in victory Oct. 1 at Detroit ... Had

4 tackles (one for loss) in Monday night win Oct. 9 vs. Tampa Bay ... Tied for lead among linemen with 5 tackles in win Oct. 15 at Chicago ... Had 5 tackles, including a sack of Jake Plummer and one tackle for loss, in 31-14 win Nov. 12 vs. Arizona ... 5 tackles, including a sack, on Nov. 19 vs. Carolina ... Led line with 4 tackles and added 2 QB hurries in Thanksgiving Day win Nov. 23 at Dallas ... Led the line with 4 tackles Dec. 10 at St. Louis and added 1 QB hurry ... Had 5 tackles, including a sack, Dec. 17 vs. Green Bay ... Posted 1 tackle and 1 QB hurry in Divisional Playoff victory on 1-6-01 vs. New Orleans ... Had 6 tackles (3 solo) in NFC Championship game on 1-14-01 at N.Y. Giants.

PREVIOUS SEASONS — 1997: Drafted by Minnesota in fifth round (151st overall) ... Saw action as a rookie in only six regular season games, but moved into starting lineup for final two games and also started both Vikings playoff games ... Made NFL playing debut Aug. 31 at Buffalo ... Made first start Dec. 14 vs. Detroit and posted 5 tackles and a tackle for loss ... Recorded a career-high 8 tackles in start Dec. 21 vs. Indianapolis ... Started at nose tackle for playoff win Dec. 27 at N.Y. Giants, recording 5 tackles, 4 tackles for a loss, and a forced fumble ... Also started in playoff loss on 1-3-98 at San

Francisco ... Deactivated for games 5 through 14 of regular season. **1998:** Started the last nine games of the season, including two playoff games ... Had 19 QB hurries on the season ... Second among Viking defensive linemen with 9 tackles for loss, including 5 in the first three games ... Tied for team lead among defensive linemen with 7 postseason tackles ... Recorded first NFL sack when he caught Trent Dilfer and tied a career-high with 5 solo tackles in season opening game Sept. 6 vs. Tampa Bay ... Had season-high 5 QB hurries in two games, Sept. 13 at St. Louis and Oct. 18 vs. Washington ... Inactive due to groin injury Oct. 25 at Detroit and Nov. 1 at Tampa Bay ... Had season-high 7 total tackles, including 4 solos, Nov. 15 vs. Bengals ... Had first fumble recovery of his career Nov. 22 vs. Green Bay when he grabbed a Brett Favre fumble in the first quarter of a 28-14 Viking win ... Had 4 tackles, a tackle for loss and a quarterback hurry Dec. 26 at Tennessee ... Notched 4 tackles and 3 quarterback hurries in Divisional Playoff game 1-10-99 vs. Arizona ... Sacked Chris Chandler in NFC Championship game 1-17-99 vs. Atlanta. **1999:** Played in every game for first time in his career and made 12 starts ... Played in two postseason games with one start ... Led Vikings defensive linemen with 53 tackles, a career-high ... Notched career-high 5

sacks ... Recorded sacks Sept. 19 vs. Oakland, Oct. 3 vs. Tampa Bay, Oct. 17 at Detroit, Oct. 31 at Denver and Dec. 20 vs. Green Bay ... Led DL with 6 postseason tackles and tied for second on team with 3 postseason QB hurries ... Tied career-high TFL with 2 in season opener Sept. 12 at Atlanta ... Forced a fumble Sept. 19 vs. Oakland when he jarred ball away from RB Tyrone Wheatley ... Had season-high 7 tackles Dec. 12 at Kansas City ... Had season-high 4 QB hurries 1-2-00 vs. Detroit ... Notched seventh postseason TFL in Wild Card Playoff vs. Dallas (1-9-00) ... Led defensive line with 4 tackles in Divisional Playoff 1-16-00 at St. Louis and added a QB hurry.

COLLEGE: Started final 26 games at Memphis ... Played in 43 of 44 games between 1993-96 ... Second-team All-Conference USA in 1996 ... Named to Liberty Bowl Alliance All-Star Team in 1995 ... Second-team All-Conference USA in '95 ... Team's Defensive Lineman of the Year in '95.

PERSONAL: Hometown is Germantown, Tenn. ... Attended Oakhaven HS in Memphis for three years before transferring to Germantown HS ... Married (wife Cheryllyn), with a son, Tony Christopher (4-7-96).

TONY WILLIAMS' STATISTICS

YEAR	TEAM	G-S	Defense							Interceptions					Scoring			
			TKL	AST	TOT	SKS-YDS	PD	FF	FR-YDS	NO	YDS	AVG	LG	TD	TD	Int	FRRI	S PTS
1997	Minnesota	6-2	8	11	19	0-0	0	0	0-0	—	—	—	—	—	—	—	—	—
1998	Minnesota	14-9	32	12	44	1-9	0	0	1-6	—	—	—	—	—	—	—	—	—
1999	Minnesota	16-12	30	23	53	5-34	0	1	1-0	—	—	—	—	—	—	—	—	—
2000	Minnesota	14-13	21	22	43	4-22	0	0	0-0	—	—	—	—	—	—	—	—	—
CAREER		50-36	91	68	159	10-65	0	1	2-6	—	—	—	—	—	—	—	—	—

— TONY WILLIAMS' 2000 GAME-BY-GAME DEFENSIVE STATISTICS (FOR MINNESOTA) —

OPPONENT	TKL	AST	TOT	SKS-YDS	INT-YDS	PD	FF	FR-YDS
CHICAGO	1	3	4	0-0	0-0	0	0	0-0
MIAMI	0	1	1	0-0	0-0	0	0	0-0
at New England				INACTIVE				
—BYE—								
at Detroit	2	0	2	1-5	0-0	0	0	0-0
TAMPA BAY	1	2	3	0-0	0-0	0	0	0-0
at Chicago	3	2	5	0-0	0-0	0	0	0-0
BUFFALO	0	1	1	0-0	0-0	0	0	0-0
at Tampa Bay	0	1	1	0-0	0-0	0	0	0-0
at Green Bay	2	1	3	0-0	0-0	0	0	0-0
ARIZONA	1	2	3	1-7	0-0	0	0	0-0
CAROLINA	2	3	5	1-0	0-0	0	0	0-0
at Dallas	2	2	4	0-0	0-0	0	0	0-0
DETROIT	2	2	4	0-0	0-0	0	0	0-0
at St. Louis	3	1	4	0-0	0-0	0	0	0-0
GREEN BAY	2	1	3	1-10	0-0	0	0	0-0
at Indianapolis				INACTIVE				
TOTALS	21	22	43	4-22	0-0	0	0	0-0

— POSTSEASON —

YEAR	TEAM	G-S	Defense							Interceptions					Scoring			
			TKL	AST	TOT	SKS-YDS	PD	FF	FR-YDS	NO	YDS	AVG	LG	TD	TD	Int	FRRI	S PTS
1997	Minnesota	2-2	6	6	12	0-0	0	1	0-0	—	—	—	—	—	—	—	—	—
1998	Minnesota	2-2	6	1	7	1-4	0	0	0-0	—	—	—	—	—	—	—	—	—
1999	Minnesota	2-1	2	4	6	0-0	0	0	0-0	—	—	—	—	—	—	—	—	—
2000	Minnesota	2-2	3	4	7	0-0	0	0	0-0	—	—	—	—	—	—	—	—	—
CAREER		8-7	17	15	32	1-4	0	1	0-0	—	—	—	—	—	—	—	—	—



Ht: 6-2 **Wt:** 272
College: Florida State
5th year in NFL

2000 Games-Starts: 14-0; **Career Games-Starts:** 61-18
Contract status as of 7-2-01 In final season of a five-year deal
Acquired: D1 '97 (14th overall)
Born: 12-17-73

Wilson returns for his second season at DE after spending his first three NFL seasons at OLB ... Used in 2000 mostly as a nickel rusher, and had 3 sacks and 5 QB pressures ... Logged 2 forced fumbles and 1 fumble recovery, and his combined total of 3 in those two areas tied FS Darryl Williams (3 FF) for the team lead ... Led the defensive line in special teams plays (159).

2000 PARTICIPATION: Played in Games 1-8, 10-12 and 14-16 ... On inactive list for Game 9, Nov. 5 vs. Baltimore, and Game 13, Dec. 3 vs. Arizona.

2000 HIGHLIGHTS: Had 3 tackles (1 solo) in season opener Sept. 10 vs. Cleveland ... Sacked Kent Graham for 2-yard loss in second quarter Oct. 15 at Pittsburgh ... In win Oct. 22 vs. Denver, recovered fumble by QB Brian Griese to stop Broncos threat at Cincinnati 31-yard line in fourth quarter ... Had 2 sacks and 2 forced fumbles against Steve McNair Dec. 10 at Tennessee; sacked McNair for 4-yard loss on final play of first half (Titans recovered fumble), and sacked him again for 10-yard loss in third quarter, with Tom Barndt recovering the ball for Cincinnati at Titans 34 ... Totaled 4 tackles (3 solo) at Tennessee.

PREVIOUS SEASONS — 1997: Drafted by Bengals in first round (14th overall) ... Signed July 18 ... Started Games 1-2 and 4 ... In reserve role on base defense for Games 3 and 5-16 ... Had 3 solo tackles in NFL debut Aug. 31 vs. Arizona, including 1-yard loss against Larry Centers to force punt during Bengals' fourth-quarter comeback for victory ... Also had 1 pass defended vs. Cardinals ... Had 2 solo tackles Sept. 7 at Baltimore; forced fumble by Earnest Byner which Bengals recovered to set up 58-yard, second-quarter TD drive for game's first score ... Credited with season-high 7 tackles (all solo) Sept. 28 vs. N.Y. Jets ... Collected a pair of 9-yard sacks on Craig Whelihan in Nov. 2 victory vs. San Diego, forcing a punt in third quarter and forcing a punt in fourth quarter ... Closed season in victory Dec. 21 vs. Baltimore with 2 solo tackles, including 5-yard sack against Eric Zeier in fourth quarter. **1998:** Led the team with career-high 6 sacks ... Started Games 1-6 and 8-16 at ROLB ... Played as reserve in Game 7, Oct. 25 at Oakland, as Bengals opened with four-man defensive line ... Finished fourth on the defense with 848 snaps played ... Keyed one of Bengals' biggest defensive plays of the season, sacking Kordell Stewart for a 10-yard loss Dec. 20 at Pittsburgh and forcing a fumble that Sam Shade returned 55 yards for a TD; that score gave Bengals a 10-0 lead en route to eventual 25-24 victory ... Wilson got his first sack in victory Sept. 13 at Detroit, dropping Scott Mitchell for a 6-

yard loss in the third quarter ... Sack on Mitchell helped force Lions punt, and Bengals scored on their next possession to tie the game at 21-21 ... Also against Detroit, threw a key clearing block on Damon Gibson's 65-yard punt return for fourth-quarter TD ... Led the team with 9 tackles (7 solo) in victory Oct. 11 vs. Pittsburgh, and teamed with Jevon Langford for 10-yard sack on Kordell Stewart on third-down play, forcing punt in first quarter ... Had 7 tackles (5 solo) on Oct. 25 at Oakland, though that was the only 1998 game he didn't start ... Forced a fumble by Mark Brunell in second quarter Nov. 8 at Jacksonville, with Artrell Hawkins recovering and returning 10 yards to Jaguars 15 ... Sacked Randall Cunningham twice Nov. 15 at Minnesota, dropping Cunningham for losses of 3 yards in second quarter and 9 yards in third quarter ... Also at Minnesota, tied for lead among LBs with 5 tackles (all solo) ... Teamed with Michael Bankston for a 1-yard sack on Mark Brunell Nov. 29 vs. Jacksonville; also had 1 pass defended ... Sacked Doug Flutie for 6-yard loss on third-and-14 play in second quarter Dec. 6 vs. Buffalo, forcing punt; Bengals scored on ensuing possession for 13-10 lead ... Had 7 solo tackles vs. Buffalo. **1999:** Played in 15 games, used primarily as rusher on passing downs ... Had 3 sacks and led defense in QB hurries (15) ... Tied for fourth on club in special teams tackles (6) ... Played in every game except Game 12, Nov. 28 at Pittsburgh, when he was on inactive list due to hamstring pull ... Had 3 solo tackles and 2 QB hurries Sept. 19 vs. San Diego ... Led OLBs with 5 tackles (4 solo) Oct. 3 vs. St. Louis; sacked Kurt Warner for a 5-yard loss on third-down play to halt Rams' opening drive ... Sacked Tim Couch for an 8-yard loss in third quarter of victory Oct. 10 at Cleveland, and also had 1 additional solo tackle and 2 hurries ... Had 1 solo tackle and 3 hurries Nov. 14 vs. Tennessee ... Logged third sack Nov. 21 vs. Baltimore, dropping Tony Banks for an 11-yard loss and forcing fumble that LB Takeo Spikes recovered at Baltimore 34 ... Credited with 2 hurries Dec. 5 vs. San Francisco ... Edged Takeo Spikes, 15-13, for team lead in hurries.

COLLEGE: Left Florida State as the school's all-time sacks leader (35.5) ... All-American first-team selection in 1996 senior season by the Football Writers Association and the Walter Camp Foundation ... Second-team All-American on *Associated Press* and *Football News* teams ... Had 13.5 sacks as a senior for 67 yards in losses, and also had 22 tackles for loss on running plays for 92 yards in losses ... Had 9 sacks during his junior season, earning All-America honorable mention from *the Associated Press* and *Football News* ... Had 11 sacks as a sophomore, despite playing all season in a non-starting role.

PERSONAL: Hometown is Lake City, Fla. ... Played OLB at Lake City's Columbia HS ... Named Northeast Florida Defensive Player of Year by *Florida Times-Union*

... Grew up on family farm, and was given nickname "Big Country" by FSU teammates ... Criminology major at Florida State ... First name is pronounced "ruh-NARD."

REINARD WILSON'S STATISTICS

			Defense							Interceptions					Scoring				
YEAR	TEAM	G-S	TKL	AST	TOT	SKS-YDS	PD	FF	FR-YDS	NO	YDS	AVG	LG	TD	TD	IntRI	FRRI	S	PTS
1997	Cincinnati	16-3	22	2	24	3-23	1	1	0-0	—	—	—	—	—	—	—	—	—	—
1998	Cincinnati	16-15	46	17	63	6-39.5	1	2	0-0	—	—	—	—	—	—	—	—	—	—
1999	Cincinnati	15-0	14	6	20	3-24	0	1	0-0	—	—	—	—	—	—	—	—	—	—
2000	Cincinnati	14-0	9	6	15	3-16	1	2	1-3	—	—	—	—	—	—	—	—	—	—
CAREER		61-18	91	31	122	15-102.5	3	6	1-3	—	—	—	—	—	—	—	—	—	—

		Special Teams								Kickoff Returns					Punt Returns					
YEAR	TEAM	TKL	AST	TOT	FF	FR-YDS	BP	BFG	BXP	NO	YDS	AVG	LG	TD	NO	FC	YDS	AVG	LG	TD
1999	Cincinnati	5	1	6	0	0-0	0	0	0	—	—	—	—	—	—	—	—	—	—	—
2000	Cincinnati	4	0	4	0	0-0	0	0	0	—	—	—	—	—	—	—	—	—	—	—
CAREER		9	1	10	0	0-0	0	0	0	—	—	—	—	—	—	—	—	—	—	—

WILSON'S 2000 GAME-BY-GAME DEFENSIVE STATISTICS

OPPONENT	TKL	AST	TOT	SKS-YDS	INT-YDS	PD	FF	FR-YDS
—BYE—								
CLEVELAND	1	2	3	0-0	0-0	0	0	0-0
at Jacksonville	1	0	1	0-0	0-0	0	0	0-0
at Baltimore	0	0	0	0-0	0-0	0	0	0-0
MIAMI	0	0	0	0-0	0-0	0	0	0-0
TENNESSEE	1	1	2	0-0	0-0	0	0	0-0
at Pittsburgh	1	1	2	1-2	0-0	0	0	0-0
DENVER	0	0	0	0-0	0-0	0	0	1-3
at Cleveland	1	0	1	0-0	0-0	0	0	0-0
BALTIMORE				INACTIVE				
at Dallas	0	0	0	0-0	0-0	0	0	0-0
at New England	0	0	0	0-0	0-0	0	0	0-0
PITTSBURGH	1	0	1	0-0	0-0	0	0	0-0
ARIZONA				INACTIVE				
at Tennessee	3	1	4	2-14	0-0	0	2	0-0
JACKSONVILLE	0	0	0	0-0	0-0	0	0	0-0
at Philadelphia	0	1	1	0-0	0-0	1	0	0-0
TOTALS	9	6	15	3-16	0-0	1	2	1-3

WR-KR



CRAIG YEAST

Ht: 5-7 Wt: 167

College: Kentucky

3rd year in NFL

84

2000 Games-Starts: 15-7; Career Games-Starts: 24-7

Contract status as of 7-2-01 In final season of a three-year deal

Acquired: D4 '99 (98th overall)

Born: 11-20-76

Yeast made his first seven NFL starts last season and finished third on the team in receptions (24) and receiving yards (301) ... His 34 punt returns were the second-most in a season in team history ... In 1999, became the first Bengal since Lamar Parrish in 1974 to return two punts for TDs in a season ... Smallest player on Bengals offense, but has proven to be a willing and effective blocker.

2000 PARTICIPATION: Opened season in third WR role (slot receiver) ... Played in Games 1-2 and 4-5, miss-

ing Game 3 at Baltimore due to calf muscle pull ... Promoted to starting WR beginning with Game 6, Oct. 15 at Pittsburgh, and remained as starter through Game 14, Dec. 10 at Tennessee ... Started Games 6, 8-11 and 13-14 ... Did not start Game 7, Oct. 22 vs. Denver, and Game 12, Nov. 26 vs. Pittsburgh, because Bengals opened with base lineup of two TEs and one WR ... Was third WR for Games 15-16, as Danny Farmer joined Peter Warrick in starting lineup ... Finished second to Warrick among WRs with 587 offensive snaps (of 1001 total).

(continued)

2000 HIGHLIGHTS: Had 38 yards on 2 receptions in season opener Sept. 10 vs. Cleveland, including 25-yard gain on a third-and-19 play in first quarter, keeping alive Bengals TD drive; also kept the same TD drive alive by recovering fumble by HB Brandon Bennett at Browns 17 ... Had 7 punt returns (for 35 yards) vs. Cleveland, most in a game all season by an AFC player ... Caught 3 passes for 31 yards Sept. 17 at Jacksonville ... Made first NFL start Oct. 15 at Pittsburgh, and his 22-yard reception in third quarter was Bengals' long receiving gain of the day ... Made a key reception on a third-and-11 play in victory Oct. 29 at Cleveland, breaking a tackle to net a 19-yard gain to the Browns 25 and keeping alive the only TD drive of the game by either team ... Also drew two pass interference calls against Browns at Cleveland, including third-quarter call during field goal drive ... Made the longest of his seven kickoff returns, a 29-yarder, in fourth quarter at Cleveland ... Set up Bengals' only TD on Nov. 5 vs. Baltimore with his longest punt return of season, a 27-yarder to Ravens 15 in third quarter; also had 3 catches for 26 yards vs. Baltimore, including 12-yarder to Ravens 4 on a third-and-11 play during the TD drive ... Had season-highs in receptions (4) and yards (57) on Nov. 19 at New England as Bengals revived a sluggish passing attack in first start by QB Scott Mitchell ... Also at New England, drew a pass interference call against Patriots for a first down during Bengals' third-quarter FG drive for a 13-10 lead ... Caught 2 passes for 37 yards on Nov. 26 vs. Pittsburgh and threw a key block on Corey Dillon's 20-yard TD run in second quarter ... Had his season-long reception (27 yards) on Dec. 10 vs. Tennessee.

1999: Selected by Cincinnati in the fourth round (98th overall) of the draft ... Signed July 28 ... Suffered a high left ankle sprain in Aug. 1 training camp practice and was hampered by injury through midseason ... Played in Games 1 and 8-15 ... Inactive for Games 2-7 and 16 ... Averaged 20.9 yards on 10 punt returns; including TDs of 86 yards on Nov. 21 vs. Baltimore and 81 yards on Dec.

12 vs. Cleveland ... Yeast did not have the required 20 returns to qualify for a Bengals season record, but his 20.9 average is the highest ever by a Bengals player with more than two returns in a season ... His 86-yard punt return, the third-longest in club history, came early in the fourth quarter against the Ravens and closed a 31-21 Baltimore lead to 31-28 ... The 81-yarder against Cleveland came late in the first quarter, lifted Cincinnati to a 10-0 lead and earned Yeast the coaches' special teams Game Ball ... Yeast's only statistics as a receiver came Oct. 31 vs. Jacksonville, when he had three receptions for 20 yards ... He had a minus-16 yards net on two rushing attempts ... Made his NFL debut in the Sept. 12 season opener at Tennessee and totaled 50 yards on 3 kickoff returns.

COLLEGE: Left Kentucky as the Southeastern Conference's all-time receptions leader (208) and ranked second in receiving yards (2899) ... Was favorite receiver of record-setting QB Tim Couch, and was known for turning short passes into long gains ... Played every game in his final three seasons and missed only one as a freshman ... Returned 3 kickoffs and 1 punt for TDs ... Unanimous first-team All-SEC choice as a senior with 85 catches for 1311 yards and 14 TDs ... No previous Wildcat had topped the 1000 mark in receiving yards in a season ... Scored 32 career TDs — 28 receiving and 4 on returns.

PERSONAL: Born in Danville, Ky., but hometown is Harrodsburg, Ky. ... Played QB, RB and DB as a four-year football starter at Harrodsburg HS, where he also lettered four years in track, three years in basketball and two years in baseball ... Was 1994 state champion in 400-meter dash ... Off-season residence is Georgetown, Ky. ... Married (wife Tori), with a son, Craig, Jr. (birthdate 5-8-99) ... Hobbies include basketball, riding motorcycles and golf ... Sponsor of the Francis Leroy and Catherine Lee Scholarship ... Social work major at Kentucky, and has returned to school to work towards degree ... Has five relatives who have played college football ... Full name is Craig Nelson Yeast.

CRAIG YEAST'S STATISTICS

YEAR	TEAM	G-S	Receiving					Rushing					Scoring					
			NO	YDS	AVG	LG	TD	ATT	YDS	AVG	LG	TD	TD	TD-R	TD-P	TD-RI	2-PIC	PTS
1999	Cincinnati	9-0	3	20	6.7	8	0	2	-16	-8.0	-3	0	2	0	0	*2	0	12
2000	Cincinnati	15-7	24	301	12.5	27	0	1	15	15.0	15	0	0	0	0	0	0	0
CAREER		24-7	27	321	11.9	27	0	3	-1	-0.3	15	0	2	0	0	*2	0	12

* — TDs scored on punt returns (see below).

		Special Teams							Kickoff Returns					Punt Returns						
YEAR	TEAM	TKL	AST	TOT	FF	FR-		BFG	BXP	NO	YDS	AVG	LG	TD	NO	FC	YDS	AVG	LG	TD
						YDS	BP													
1999	Cincinnati	—	—	—	—	—	—	—	—	3	50	16.7	22	0	10	6	209	20.9	86	2
2000	Cincinnati	—	—	—	—	—	—	—	—	7	106	15.1	29	0	34	14	225	6.6	27	0
CAREER		—	—	—	—	—	—	—	—	10	156	15.6	29	0	44	20	434	9.9	86	2

— YEAST'S SINGLE-GAME HIGHS —

RECEIVING — Receptions: 4 at N.E. 11-19-00; Yards: 57 at N.E. 11-19-00; Long: 27 at Tenn. 12-10-00.

PUNT RETURNS — Returns: 7 vs. Cle. 9-10-00; Yards: 91 vs. Cle. 12-12-99; Long: 86 vs. Bal. 11-21-99 (TD); Touchdowns: 1 (twice), most recently vs. Cle. 12-12-99 (81 yards).

YEAST'S 2000 GAME-BY-GAME STATISTICS

OPPONENT	Receiving					Punt Returns					
	NO	YDS	AVG	LG	TD	NO	FC	YDS	AVG	LG	TD
—BYE—											
CLEVELAND	2	38	19.0	25	0	7	0	35	5.0	10	0
at Jacksonville	3	31	10.3	13	0	6	0	54	9.0	16	0
at Baltimore			INACTIVE					INACTIVE			
MIAMI	1	5	5.0	5	0	1	0	1	1.0	1	0
TENNESSEE	0	0	—	—	0	1	2	6	6.0	6	0
at Pittsburgh	1	22	22.0	22	0	5	2	30	6.0	25	0
DENVER	0	0	—	—	0	0	1	0	—	—	0
at Cleveland	1	19	19.0	19	0	3	2	21	7.0	12	0
BALTIMORE	3	26	8.7	12	0	3	2	43	14.3	27	0
at Dallas	2	8	4.0	7	0	0	0	0	—	—	0
at New England	4	57	14.3	20	0	2	3	10	5.0	10	0
PITTSBURGH	2	37	18.5	22	0	2	0	0	0.0	0	0
ARIZONA	2	15	7.5	10	0	1	1	10	10.0	10	0
at Tennessee	1	27	27.0	27	0	3	0	15	5.0	13	0
JACKSONVILLE	0	0	—	—	0	0	0	0	—	—	0
at Philadelphia	2	16	8.0	13	0	0	1	0	—	—	0
TOTALS	24	301	12.5	27	0	34	14	225	6.6	27	0

PLAYERS

FIRST-YEAR FREE AGENTS



JASON GAVADZA — TE

Ht: 6-3 Wt: 258 College: Kent State Born: 1-31-76

47

One of the NCAA's top receiving tight ends at Kent State, Gavadza spent three games on Carolina's 53-player roster as a rookie in 2000 ... Finished the year as a practice squad player for Baltimore during Ravens' run to Super Bowl XXXV ... Signed with Bengals as a free agent on 2-27-01 (two-year deal) ... Drafted in sixth round in 2000 by Pittsburgh (204th overall) ... Waived Aug. 21, and acquired by Tennessee on Aug. 22 on waiver claim ... Waived Aug. 28 by Titans and signed Aug. 29 to Tennessee practice squad, where he remained until signed Oct. 31 to Carolina's 53-player roster ... Active but did not play for Carolina on Nov. 5 vs. St. Louis, and inactive for next two Panthers

games before being waived Nov. 22 ... Signed Nov. 25 to Green Bay practice squad, where he remained until conclusion of regular season ... Signed 1-3-01 to Baltimore practice squad, and stayed with Ravens through Super Bowl XXXV, after which he became a free agent ... Left Kent State with all-time school rankings of sixth in receiving yards (1312), eighth in catches (86) and tied for second in receiving TDs (13) ... Top receiving TE in school history ... Played at Kent from 1996-99 after redshirting in '95 ... Hometown is Toronto, Ontario, Canada, where he earned three letters in football and two in basketball at Michael Power High School ... Holds bachelor's degree in finance from Kent State and is pursuing master's degree in business administration ... Last name is pronounced "guh-VODD-zuh."



KENNETH WILLIAMS — FB

Ht: 6-1 Wt: 259 College: Florida A&M Born: 4-15-77

44

Wide-bodied fullback signed 2-year contract with Bengals as a free agent on 6-22-01 ... Entered the NFL in 2000 as a rookie free agent with Jacksonville ... Played in all four Jaguars preseason games with one start (no offensive statistics) ... Waived by Jacksonville on Aug. 27 and was not with an NFL team during 2000 regular season ... Was an all-conference performer as a rusher and blocker at Florida A&M ... Rushed for 2,366 yards on 449 carries (5.3-yard aver-

age) and 30 touchdowns in college career ... Also caught 51 passes for 516 yards and 2 TDs ... Started all 14 games as a senior in 1999, rushing 170 times for 918 yards and 12 TDs ... Named All-Mid-Eastern Athletic Conference in '99 ... As a junior in 1998, started all 12 games and rushed for 452 yards and 5 TDs on 90 carries; also caught 14 passes for 93 yards and 1 TD ... Played at Florida A&M from 1996-99 after redshirt year in '95 ... Hometown is Baltimore, Md. ... Attended Lake Clifton High School, where he earned all-state honors in football as a senior ... Majored in criminal justice at Florida A&M.

2001 BENGALS DRAFT CHOICES

RD	PLAYER	POS	HT	WT	COLLEGE	SEL#
1	Justin Smith	DE	6-4	270	Missouri	4
2	Chad Johnson	WR	6-2	192	Oregon State	36
3	Sean Brewer	TE	6-4	255	San Jose State	66
4	Rudi Johnson	HB	5-10	233	Auburn	100
5	Victor Leyva	G	6-4	315	Arizona State	135
6	Riall Johnson	OLB	6-3	243	Stanford	168
7	T.J. Houshmandzadeh	WR	6-1	197	Oregon State	204

DE



JUSTIN SMITH

College: Missouri

Round 1 (#4 overall)

Ht: 6-4 Wt: 270

Birthdate: 9-30-79

90

Called "a bigger Junior Seau" by his former college coach, Smith is the key player in Bengals' plans to revitalize team's pass rush ... Combines explosive initial quickness off the snap with relentless desire to excel ... Pegged entering training camp as starter at "elephant" DE, who can be lined up on either side of the ball ... Has speed and intensity to compete and win against AFC Central Division's outstanding left tackles ... Entered draft after junior season in which he logged 11 sacks, 24 tackles for loss and 97 total tackles ... Set school sacks record two years in a row ... Faced frequent double and even triple-team blocking in 2000 as the feature defensive player on a 3-8 team ... The most athletic defensive lineman in the nation in 2000, and a workout warrior who holds major UM weight room records ... Outstanding 40-yard dash time of 4.64 ... Member of Big 12 All-Academic team in addition to his numerous football honors.

WHAT'S AN ELEPHANT?: Coaches envision Justin Smith playing as the "Elephant" in the Bengals defense. It's a defensive end position, designed for a premier pass rusher, as the end rotates to the open side of the offensive formation, rather than sticking to the left or right side of the defensive front. But why call it the Elephant? "It's just a piece of defensive terminology that goes back a long way," says Bengals head coach Dick LeBeau. "The name was coined to differentiate that end from the other end. There's really no connection with the actual animal."

IT'S WHAT INSIDE: Speed, strength and stunning statistics all played a part in the Bengals' decision to make Smith the No. 4 player in the draft. But the deal was sealed when defensive line coach Tim Krumrie, one of the most admired players in Bengals history, saw in Smith a player with his own brand of tireless determination. "How many Tim Krumrie-type players do you see out there?" Krumrie was asked on draft day. "Very few," Krumrie replied. "Less than five ... this year or maybe ever. But Justin has that energy and determination." Said

Bengals head coach Dick LeBeau: "It was a privilege for me to coach Tim as a player, and when I hear there's a player who reminds Tim of himself, I'm going to be paying attention."

COLLEGE HIGHLIGHTS — 2000: Playing his junior season, earned first-team All-America honors from *Football Writers Association* ... Unanimous selection to All Big 12 first team ... His 11 sacks and 24 tackles for loss were school records ... Also had 2 forced fumbles and 2 fumble recoveries ... Opened the season with a 20-yard sack vs. Western Illinois ... Season-high 13 tackles vs. Clemson ... Logged two sacks against Nebraska's Eric Crouch and stopped Huskers TB Dan Alexander for 10-yard loss on a third-down play ... Tied school record for sacks in a game with 4 against Baylor. **1999:** First-team All-Big 12 selection as a sophomore ... His 8 sacks tied a school record until he re-set the mark as a junior ... Led the team with 16 tackles for loss ... Opened season with 9 tackles vs. UAB and blocked a punt that teammate John McPherson returned for TD to key a 31-28 victory ... Excelled vs. Nebraska, with 12 tackles, including an 8-yard sack; his 3 TFL vs. Huskers included a forced fumble which he recovered ... Forced fumble vs. Memphis to set up game-winning TD drive while posting 7 tackles, including 2 TFL ... Season-high 14 tackles vs. Iowa State ... Had 3 sacks among his 10 tackles vs. Kansas ... Two sacks and 8 tackles vs. Texas A&M ... Closed season vs. Kansas State with 10 tackles, including 2 sacks. **1998:** First true freshman to start every game for Missouri since CB Adrian Jones in 1986 ... Named Big 12 Defensive Newcomer of Year by *Associated Press*, *Kansas City Star* and *Dallas Morning News*, and earned freshman All-America honors from *Football News* and *The Sporting News* ... Led Big 12 newcomers with 86 tackles ... Led Tigers with 13 TFL and tied for team lead with 3.5 sacks ... Totaled 58 tackles over last six games and had 11 three times — vs. Oklahoma, Texas Tech and Texas A&M ... Had 5 tackles in Insight.com Bowl vs. West Virginia.

2001 BENGALS DRAFT CHOICES

HIGH SCHOOL: All-state and two-time all-district choice at Jefferson City High School in Jefferson City, Mo. ... Selected to *Super Prep's* All-America and Top 50 teams as a senior ... Recorded 124 tackles and 15 sacks as a senior defensive end and also played tight end, catching 15 passes for 270 yards with 5 touchdowns ...

Ran the ball 5 times for 59 yards ... Also lettered twice in basketball.

PERSONAL: Hometown is Holt's Summit, Mo. ... General studies major at Missouri ... Enjoys hunting and playing golf.

JUSTIN SMITH'S STATISTICS

YEAR	TEAM	G-S	Defense							Interceptions					Scoring				
			TKL	AST	TOT	SKS-YDS	PD	FF	FR	NO	YDS	AVG	LG	TD	TD	IntRt	FRRt	S	PTS
1998	Missouri	11-11	55	31	86	3.5-11	0	1	0	—	—	—	—	—	—	—	—	—	—
1999	Missouri	11-11	57	35	92	8-53	1	2	1	—	—	—	—	—	—	—	—	—	—
2000	Missouri	11-11	65	32	97	11-91	1	2	2	—	—	—	—	—	—	—	—	—	—
CAREER		33-33	177	98	275	22.5-155	2	5	3	—	—	—	—	—	—	—	—	—	—

MISCELLANEOUS STATISTICS: Blocked 1 punt in 1999.

WR



CHAD JOHNSON

College: Oregon State

Round 2 (#36 overall)

Ht: 6-2 **Wt:** 192

Birthdate: 1-9-78

85

Johnson brings immediate big-play potential to Bengals receiving corps with great speed and hands combined with good size ... Averaged 21.8 yards per catch in 2000 as he helped boost Oregon State to No. 4 national ranking and Fiesta Bowl victory over Notre Dame ... Holds OSU record with a 97-yard TD catch ... Played two seasons in junior college, and was at OSU only for 2000 before entering draft as a junior ... Aggressive receiver who can physically overpower defenders for contested balls, and has the skills to make acrobatic catches seem routine ... Has been timed at 4.33 seconds in 40-yard dash.

COACHING CONNECTION: Johnson played under Oregon State head coach Dennis Erickson in 2000, and Erickson is a close associate of Bengals offensive coordinator Bob Bratkowski, having hired Bratkowski to be his offensive coordinator in college at Miami (Fla.) and in the NFL with Seattle. Bratkowski was on the coaching staff for the 2001 Senior Bowl and worked there with Johnson as his position coach. "I saw him in the classroom, I taught him on the field, I saw him at meals," Bratkowski says. He had everything you need to be successful in the NFL. And I obviously have a great trust for Dennis Erickson."

COLLEGE HIGHLIGHTS — 2000: Caught 8 TD passes total (6 regular season, 2 in Fiesta Bowl), third-most in OSU history, while grabbing 37 overall for 806 yards ... TDs in Fiesta Bowl vs. Notre Dame covered 4 and 74 yards, while totaling 4 catches for 93 yards ... Scored first OSU touchdown on 26-yard pass vs. San Diego State ... Caught 2 for 54, including 15-yard TD, as

OSU beat Southern Cal to end 26-game losing streak vs. Trojans ... Scored 80-yard TD while going 2 for 116 vs. Washington ... Set OSU record with 97-yard TD reception (on pass from QB Jonathan Smith) vs. Stanford ... Had 8 catches for 104 yards, including 8-yard TD, in win over UCLA ... Caught 7 for 109 yards with 26-yard TD vs. Arizona ... Set up TB Ken Simonon's game-clinching 20-yard TD run with 44-yard reception in win over Oregon that earned OSU a berth in Bowl Championship Series ... Caught 7 passes for 93 yards in Senior Bowl. **1999:** Playing for Santa Monica (Calif.) College, caught 63 passes for 862 yards and 6 TDs in 10 games, earning All-Western States Conference first-team honors. **1998:** Attended Santa Monica College, but did not play football, concentrating on academic improvement. **1997:** Played freshman year at Santa Monica College and led California Juco ranks with 1238 receiving yards and 17 TDs in 10 games ... Had 57 receptions and posted a 21.7 avg. ... Earned all-conference honors.

HIGH SCHOOL: Four-year starter at split end for Miami Beach (Fla.) High ... Totaled 118 receptions for 3120 yards (26.4 avg.) and 16 TDs ... Had 55 catches for 1300 yards (23.6 avg.) and 9 TDs as a senior.

PERSONAL: Hometown is Miami, Fla., but has recently made his home in Los Angeles ... Physical education major at OSU ... Attended Langston University (Okla.) in 1996 but did not play football ... Has two high-profile cousins in the NFL, WR Keyshawn Johnson of Tampa Bay and CB Samari Rolle of Tennessee.

(continued)

2001 BENGALS DRAFT CHOICES

CHAD JOHNSON'S STATISTICS

YEAR	TEAM	G	Receiving					Rushing					Scoring						
			NO	YDS	AVG	LG	TD	ATT	YDS	AVG	LG	TD	TD-R	TD-P	TD-R	2-PIC	PTS		
1997	Santa Monica	10	57	1238	21.7	77	17	0	0	—	—	0	17	0	17	0	0	102	
1998	Santa Monica	0	DID NOT PLAY					DID NOT PLAY					DID NOT PLAY						
1999	Santa Monica	10	63	862	13.7	58	6	0	0	—	—	0	6	0	6	0	0	36	
2000	Oregon State	*12	37	806	21.8	97	8	2	-5	-2.5	0	0	8	0	8	0	0	48	
SANTA MONICA TOT.			20	120	2100	17.5	77	23	0	0	—	—	0	23	0	23	0	0	138
OREGON ST. TOT.			*12	37	806	21.8	97	8	2	-5	-2.5	0	0	8	0	8	0	0	48

*NOTE: Includes Fiesta Bowl vs. Notre Dame on 1-1-01



SEAN BREWER

College: San Jose State

Round 3 (#66 overall)

Ht: 6-4 Wt: 255

Birthdate: 10-5-77

49

A multi-talented prospect who combines size and toughness with the fastest 40-yard dash time (4.73) among tight ends at the National Scouting Combine ... Expected to challenge immediately for playing time as Bengals seek to increase downfield passing threat from the TE position ... Had the size and strength to be used as a reserve defensive lineman at San Jose State ... Aggressive as a blocker and tough to jam at the line of scrimmage ... Has shown ability to adjust easily to off-target passes, and runs well after the catch.

TE COACH FRANK VERDUCCI SAYS: "Sean is a throwback guy and he plays that way. He's a true football player. You can tell he enjoys the game. He's very athletic. He has excellent hands, he has the ability to run after the catch, and although he has excellent speed, he's as likely to try to run over you as he is to run around you."

COLLEGE HIGHLIGHTS — 2000: Started every game for San Jose State and was named the team Most Valuable Player ... Posted career-high 372 yards on 29 catches, and credited with 72 knockdown blocks ... Had 8-yard TD catch vs. Stanford and threw a key block against Cardinal LB Riall Johnson on 5-yard TD run by TB Deonice Whitaker ... Had season-high 7 catches for 103 yards vs. Rice and opened a hole for Jamar Julien's

1-yard TD run ... Caught 3 passes for 44 yards vs. Texas-El Paso and had a solo tackle on defense. **1999:** Started nine games, with 20 catches for 152 yards and 3 TDs ... Missed spring drills while continuing rehab from 1998 left knee surgery, but opened season with 2 catches for 16 yards, including 2-yard TD, vs. LSU ... Threw key block on TB Deonice Whitaker's 4-yard TD run vs. St. Mary's ... Had a 4-yard TD catch vs. Tulsa ... Caught 2 for 14 yards with 8-yard TD vs. Texas-El Paso ... Had season-high 4 catches vs. Hawaii. **1998:** Played in 10 games as a San Jose State sophomore, with six starts at TE ... Also saw action on defensive line when injuries depleted that unit's depth at midseason ... Totaled 6 tackles (5 solo) on defense ... Scored his first SJSU touchdown on an 8-yard catch vs. Brigham Young ... Suffered left knee strain (medial collateral ligament) vs. San Diego State; underwent surgery Nov. 15 and was lost for remainder of season. **1997:** Lettered at Riverside (Calif.) Community College ... Caught 7 passes for 76 yards and 2 touchdowns.

HIGH SCHOOL: Lettered in football, baseball and basketball at Poly High in Riverside, Calif.

PERSONAL: Hometown is Riverside, Calif. ... Business management major at San Jose State.

SEAN BREWER'S STATISTICS

YEAR	TEAM	G	Receiving					Rushing					Scoring				
			NO	YDS	AVG	LG	TD	ATT	YDS	AVG	LG	TD	TD-R	TD-P	TD-R	2-PIC	PTS
1997	Riverside CC	10	7	76	10.9	17	2	3	15	5.0	10	0	2	0	2	0	12
1998	San Jose State	10	7	56	8.0	17	1	0	0	—	—	0	1	0	1	0	6
1999	San Jose State	9	20	152	7.6	18	3	0	0	—	—	0	3	0	3	0	18
2000	San Jose State	12	29	372	12.8	36	1	0	0	—	—	0	1	0	1	0	6
RIVERSIDE CC TOT.			10	7	76	10.9	17	2	3	15	5.0	10	0	2	0	2	12
SAN JOSE ST. TOT.			31	56	580	10.4	36	5	0	0	—	—	0	5	0	5	30

DEFENSIVE STATISTICS: 6 tackles (5 solo) in 1998; 1 solo tackle in 2000.

HB



RUDI JOHNSON

College: Auburn

Round 4 (#100 overall)

Ht: 5-10 Wt: 233

Birthdate: 10-1-79

32

PLAYERS

A powerful runner with excellent agility for his size, Johnson has a consistent record of high production at every level of his career ... Made his debut in the Southeastern Conference in 2000, and coaches in that premier league voted him overall Player of the Year ... Also earned Associated Press honor as SEC Offensive Player of the Year after rushing for 1567 yards and 13 TDs with 4.8-yard avg. (and rushed for additional 85 yards and 1 TD in Citrus Bowl) ... Has evoked comparisons to Dallas Cowboys star Emmitt Smith with his combination of leg drive, lateral moves and field vision ... Had TD runs of 70, 42, 56 and 78 yards and was a semifinalist for Doak Walker Award, given to nation's top RB ... Shattered opposing defenses in junior college, scoring 35 TDs in 1999 season alone and winning national championship game MVP trophies in both '98 and '99.

COLLEGE HIGHLIGHTS — 2000: Durable performer set an Auburn record with 324 rushing attempts, and his 1567 rushing yards were second in school history to Bo Jackson's 1786 in 1985 ... Rushed for 100 or more yards in 10 games, breaking season mark of 8 set by Jackson in '85 ... Unanimous All-SEC first team choice as he led the conference in rushing ... Began SEC career in style vs. Wyoming, rushing 27 for 174 with TDs of 6, 33 and 70 yards ... His 70-yard run vs. Wyoming was longest in Auburn history by a back making his debut ... His 42-yard TD run on a fourth-and-2 play was the key score in a 35-27 conquest of Ole Miss in which he totaled 29-for-165 rushing ... Reeled off three more consecutive 100-yard games with totals of 36 carries for 139 yards against LSU, 23 for 110 vs. Northern Illinois and 19 for 128 vs. Vanderbilt ... Held to 26 yards on 18 carries by Mississippi State, but came back the next two

weeks with games of 22 for 133 vs. Florida and season-high 33 for 249 vs. Louisiana Tech ... Scored 4 TDs vs. La. Tech, including a 78-yarder ... Rushed 29 for 114 vs. Arkansas and 34 for 152 vs. Georgia ... Had runs of 10, 13, 4 and 7 yards on OT drive to set up winning TD in 29-26 win over Georgia ... Rushed for 130 vs. Alabama, and his 37 attempts were one shy of school record ... Rushed 17 for 47 in SEC Championship game vs. Florida, and closed the year vs. Michigan in Citrus Bowl with 85 yards on 25 carries, including a 12-yard TD.

ARE THESE FOR REAL? It stands to reason that a player with NFL potential would excel in junior college. But during two seasons at Butler County Community College in El Dorado, Kan., Johnson put up numbers that bear highlighting, including a remarkable 50 touchdowns. As a sophomore (1999), he scored 31 rushing TDs in 12 games while gaining 2224 yards on 306 carries (7.3 avg.). He totaled 35 TDs, including 4 receiving. He rushed for 373 yards on 40 carries in the 1999 national title game, scoring all 7 Butler TDs (6 rushing, 1 receiving) in a 49-35 win over Dixie College. The MVP trophy he won for that game was his second, as he also won it in the championship game his freshman year. As a freshman in 1998, he rushed for 1603 yards and 15 TDs.

HIGH SCHOOL: Four-year starter and all-state selection at Thomas Dale High in Eltrick, Va. ... Set school season records as a senior with 1811 rushing yards and 25 TDs.

PERSONAL: Hometown is Eltrick, Va. ... Sociology major at Auburn ... Full name is Rudi Ali Johnson ... Has a daughter, Jasmine Branie.

RUDI JOHNSON'S STATISTICS

YEAR TEAM	G	Rushing					Receiving					Scoring				
		ATT	YDS	AVG	LG	TD	NO	YDS	AVG	LG	TD	TD	TD-R	TD-P	TD-RI	2-PIC
1998 Butler Co. CC	*12	280	1603	5.7	86	15	2	4	2.0	4	0	15	15	0	0	0
1999 Butler Co. CC	*12	306	2224	7.3	66	31	10	207	20.7	68	4	35	31	4	0	0
2000 Auburn	12	324	1567	4.8	78	13	9	70	7.8	29	0	13	13	0	0	0
BUTLER CO. CC TOT.	*24	586	3827	6.5	86	46	12	211	17.6	68	4	50	46	4	0	0
AUBURN TOT.	12	324	1567	4.8	78	13	9	70	7.8	29	0	13	13	0	0	0

MISCELLANEOUS STATISTICS: 3 kickoff returns for 44 yards (long of 18) in 1998; 4 kickoff returns for 62 yards (long of 23) in 1999.

*NOTE: Includes national championship game in both 1998 and '99 seasons.

G



VICTOR LEYVA

College: Arizona State

Round 5 (#135 overall)

Ht: 6-4 Wt: 315

Birthdate: 12-18-77

77

A bruising former college wrestler, Leyva was by far the highest rated player on Bengals draft board when the fifth round arrived ... Schooled in the Arizona State program for five years, including redshirt, he was a four-year starter and shows excellent technique, work habits and football knowledge ... Gives coaches flexibility with ability to play center or tackle, but will work initially at guard in training camp ... Superb trap blocker who never graded lower than 80% for blocking consistency over his last two seasons.

TOUGH ENOUGH: After the Bengals selected Leyva in Round 5 on draft day, head coach Dick LeBeau told the media: "A common fiber of all the players we've chosen today is that they're tough. And of all the guys we've taken, this guy (Leyva) is the toughest." Informed of LeBeau's comment, Leyva said: "I'm an easy going guy off the field. But once I get on the field, I can be a real pain, I guess."

COLLEGE HIGHLIGHTS — 2000: Started at RT as a senior and earned All-Pac 10 Conference first-team honors ... Credited with 107 key blocks and overall 85.7% grade while leading a line that helped produce 379.2 yards per game ... Opened season vs. San Diego State and threw cut block on DE Amon Arnold to key game-winning 10-yard TD pass ... Posted 7 knockdowns vs. Utah State, including 1 in pass protection on a 72-yard TD pass ... Had 8 knockdowns in 463-yard effort vs. UCLA and opened hole for TB Mike Williams' 5-yard TD run ... Paced 566-yard effort vs. California with 8 knockdowns ... Graded career-high 98% with career-high 14 knockdowns during 667-yard offensive explosion vs. Oregon ... Closed career in Aloha Bowl vs. Boston College and threw clearing block on 14-yard TD run by TB Tom Pace. **1999:** Started all 12 games at RT as a junior

and earned All-Pac 10 honorable mention ... Graded at 88% in his first full season at RT ... Posted 91 knockdowns as offense averaged 389.8 yards per game ... Earned four "Hog of the Week" awards, coaches' designation for most valuable offensive lineman ... Highest single-game grade was 95% in win over Arizona ... Earned a 91% grade vs. USC. **1998:** Started 10 games at RG as a sophomore, with 70 key blocks on offense averaging 411.8 yards per game ... Received a 91 percent grading with only one assignment error in Sun Devils' 34-15 defeat of North Texas; also recovered a J.R. Redmond fumble and returned it 2 yards to the UNT 25 ... Received a 90 percent grading with only one assignment error in 74 plays against Notre Dame ... Played every snap at Oregon and received a 91 percent grading with only one assignment error. **1997:** Started 7 of the 10 games he played in (at RG) as a freshman and earned first-team Freshman All-America honors from *The Sporting News* ... In his college debut vs. New Mexico State, opened the hole for Michael Martin's 1-yard TD run. **1996:** Redshirted as a true freshman, performing on the scout team as a defensive tackle.

HIGH SCHOOL: Earned All-America honors from *Blue Chip Illustrated* as a senior OT at Monache High in Porterville, Calif. ... Also played DT ... Was one of Arizona's top heavyweight prep wrestlers, posting a 47-2 record ... Ranked in state's top three in shot put and discus ... Captained the football, wrestling and track teams as a senior.

PERSONAL: Born in Mexico, but hometown is Porterville, Calif. ... Earned sociology degree from Arizona State and has enrolled in post-graduate courses ... Full name is Victor Samuel Leyva ... Last name is pronounced "LAY-vuh."

GALLUP POLL: NFL HAS MOST FANS OF ANY SPORT

A recent survey has confirmed the status of the National Football League as America's most popular sport. A Gallup Poll conducted in late March reveals that the NFL has the most fans of the 11 sports tested (63 percent). There were other interesting facts pinpointed in the survey:

- The NFL is one of only three sports (along with figure skating and pro baseball) of which a majority of women consider themselves fans.
- The NFL draws proportionally more of its fans from younger Americans. Seven in 10 Americans ages 18-29 are fans.
- Football took two of the top three spots in the survey, with college football (53 percent) ranking third in popularity behind pro baseball (56).

OLB



RIALL JOHNSON

College: Stanford

Round 6 (#168 overall)

Ht: 6-3 Wt: 243

Birthdate: 4-20-78

50

PLAYERS

Johnson led the nation with 15 sacks last season (tied with North Carolina's Julius Peppers), and stands as the only player in Pac 10 Conference history to lead the league two years in a row in sacks ... Has pro potential at inside LB, outside LB and as a rusher in the nickel front ... Posted 28 of his 35 career sacks over his final two seasons, as well as 37 of his 52 career tackles for loss ... Bright player who was a three-year major college starter, and played in 43 of a possible 44 games ... Shows excellent foot quickness to knife through traffic and gets good separation from blockers.

COLLEGE HIGHLIGHTS — 2000: Played outside linebacker in Stanford's defense and led Pac 10 with 15 sacks for 110 yards ... Added 20 tackles for loss for 130 yards ... All-Pac 10 first-team selection, and named second-team All-American by *Football News* ... Registered at least 1 sack in nine of team's 11 games and made at least 1 TFL in every game ... Keyed Stanford's early-season upset of Texas with 3 sacks for 19 yards and 4 TFL for 26 yards ... Had 9-yard sack and 4 tackles vs. Notre Dame ... Had 8 tackles (7 solo) and 2 sacks for 18 yards vs. Oregon State ... Posted 2 sacks and 3 TFL against Washington ... Had 3 sacks for 34 yards and 3 TFL vs. UCLA ... Closed his college career vs. California with 5 tackles, a 5-yard sack and 2 TFL. **1999:** Started all year as a junior at strongside outside LB after moving from DE following the 1998 season ... Tied for conference lead with 13 sacks for 108 yards in '99 ... All-Pac 10 second team choice ... Had 17 TFL for 119 yards ... Shattered Washington State's pass protection for 5 sacks, including 1 for a safety against QB Jason Gesser in 54-17 win Sept. 11 ... Earned Pac 10 Defensive Player of the Week honors for his performance against Washington State ...

Had 2 sacks and 3 TFL vs. Southern California ... 2 sacks and 2 TFL vs. California. **1998:** Started 10 games at DE as a sophomore ... Had 6 sacks for 37 yards and 12 TFL for 53 yards ... In first career start, vs. San Jose State, had 7 tackles, 4 TFL and 2 sacks ... Also had 2 sacks vs. UCLA ... His fumble recovery vs. North Carolina set up a Cardinal touchdown. **1997:** Played in every game as a freshman as a reserve DE ... Had 11 tackles, a sack, a fumble recovery and 3 tackles for loss ... **1996:** Red-shirted as a true freshman.

JOHNSON ON JOHNSON: "I didn't get invited to the (National Scouting) Combine even though I led the nation in sacks, but I'm glad some people noticed me. Cincinnati took the most of that opportunity. If I can be half as productive as I was at Stanford, I'll make an impact. But I plan on stepping up my game and doing just what I did at Stanford."

HIGH SCHOOL: Consensus prep All-American as a senior at Mariner High in Lynnwood, Wash. ... Had 89 tackles in senior year with 9 sacks, 21 TFL, 2 fumble recoveries (1 for TD), 2 forced fumbles and 3 blocked punts ... Also played FB, rushing for 405 yards and 5 TDs with 6.9 yard average ... Named a Top 15 recruit in state of Washington by *The Seattle Times* ... Also earned three letters in soccer and participated in track and basketball.

PERSONAL: Hometown is Lynnwood, Wash. ... Sociology major at Stanford ... Played saxophone in his high school band ... In high school, named as a National Football Foundation and College Hall of Fame Student-Athlete award nominee, and as an Army Reserve National Scholar-Athlete ... First name is pronounced REE-all.

RIALL JOHNSON'S STATISTICS

YEAR	TEAM	G	Defense						Interceptions					Scoring				
			TKL	AST	TOT	SKS-YDS	PD	FF	FR	NO	YDS	AVG	LG	TD	TD	IntRt	FRRI	S PTS
1996	Stanford	0				DID NOT PLAY*				DID NOT PLAY*					DID NOT PLAY*			
1997	Stanford	11	11	0	11	1-4	0	1	0	—	—	—	—	0	0	0	0	0
1998	Stanford	10	27	11	38	6-37	1	0	1	—	—	—	—	0	0	0	0	0
1999	Stanford	11	28	14	42	13-108	2	1	0	—	—	—	—	0	0	0	1	2
2000	Stanford	11	35	17	52	15-110	2	0	0	—	—	—	—	0	0	0	0	0
CAREER		43	101	42	143	35-259	5	2	1	—	—	—	—	0	0	0	1	2

*NOTE: Johnson was redshirted in 1996.

WR



T.J. HOUSHMANDZADEH

College: Oregon State

Round 7 (#204 overall)

Ht: 6-1 Wt: 197

Birthdate: 9-26-77

16

Excellent size and surprising speed made Houshmandzadeh an intriguing selection in the draft's final round ... He led highly-ranked Oregon State in receiving, topping the numbers of teammate Chad Johnson, Bengals' second-round draft choice ... May have slipped on draft boards due to uncertainties about his 40-yard dash time, but Bengals coaches clocked him at 4.38 in a March workout ... Has soft hands, fluid moves and quick initial burst to avoid the jam ... Will get a look in training camp as a kick returner.

WR COACH STEVE MOOSHAGIAN SAYS: "I tried to recruit T.J. out of junior college three years ago (Mooshagian was at Pitt). Obviously that failed, but now I get him anyway. He's ready for the challenge, and he likes the idea of being with Chad Johnson again."

COLLEGE HIGHLIGHTS — 2000: Top producer in the passing game that helped spark OSU to No. 4 national ranking and Fiesta Bowl victory over Notre Dame ... Including the Fiesta Bowl, caught 48 passes for 730 yards with 7 TDs and had 278 yards on 28 punt returns (9.9 avg.) ... All-Pac 10 second team choice ... 5 catches for 62 yards with a TD vs. Washington ... Had career-long 76-yard TD catch vs. Stanford with totals of 5 for 120 ... Scored 2 TDs vs. Washington State ... Had 150 yards total offense vs. Cal — 3 for 109 receiving and 4 for 41 on

punt returns ... Closed OSU career in Fiesta Bowl with 6 for 74 receiving (1 TD) and 4 for 61 on punt returns ... Had 3 catches for 109 yards in East-West Shrine Game on 1-13-01. **1999:** Played in 11 games with four starts in his first year at OSU ... Caught 24 passes for 378 yards and 2 TDs, including 2 for 53 yards in Oahu Bowl against Hawaii ... Returned 21 punts for 181 yards (8.6 avg.) and 13 kickoffs for 250 yards (19.2) ... Caught 4 for 69 in OSU debut vs. Nevada ... Caught 5 for 71 with a TD vs. Washington ... Had 4 catches for 27 yards and a TD against Arizona. **1998:** Played sophomore season at Cerritos (Az.) College and earned Juco first-team All-America honors, catching 32 for 530 (16.6) with 4 TDs and notching 2 kick return TDs (1 punt, 1 kickoff) ... KOR for TD was a 100-yarder. **1997:** Played in every game as a Cerritos freshman, catching 33 for 622 (18.8) and 5 TDs; also scored twice on KOR (100-yarder and 89-yarder).

HIGH SCHOOL: Played RB at Barstow (Calif.) High and led club to 10-1-1 record his senior season ... Rushed for 868 yards as a senior, averaging 10.3 per carry.

PERSONAL: Born in Victor Valley, Calif. ... Hometown is Barstow, Calif. ... Physical education major at OSU ... Full name is Touraj Houshmandzadeh ... First name is pronounced "TOO-raj" and last name is pronounced "hushh (rhymes with push)-mah-n-ZAH-duh."

T.J. HOUSHMANDZADEH'S STATISTICS

			Receiving					Rushing					Scoring					
YEAR	TEAM	G	NO	YDS	AVG	LG	TD	ATT	YDS	AVG	LG	TD	TD	TD-R	TD-P	TD-RT	2-PIC	PTS
1997	Cerritos	10	33	622	18.8	76	5	0	0	—	—	0	7	0	5	2	0	42
1998	Cerritos	8	32	530	16.6	65	4	0	0	—	—	0	6	0	4	2	0	36
1999*	Oregon State	11	24	378	15.8	46	2	1	23	23.0	23	0	2	0	2	0	0	12
2000**	Oregon State	12	48	730	15.2	76	7	0	0	—	—	0	7	0	7	0	0	42
CERRITOS TOT.		18	65	1152	17.7	76	9	0	0	—	—	0	13	0	9	4	0	78
OREGON ST. TOT.		23	72	1108	15.4	76	9	1	23	23.0	23	0	9	0	9	0	0	54

		Special Teams							Kickoff Returns					Punt Returns					
		FR-																	
YEAR	TEAM	TKL	AST	TOT	FF	YDS	BP	BFG	BXP	NO	YDS	AVG	LG	TD	NO	YDS	AVG	LG	TD
1997	Cerritos	—	—	—	—	—	—	—	—	7	342	48.9	100	2	0	0	—	—	0
1998	Cerritos	—	—	—	—	—	—	—	—	14	386	27.6	100	1	6	142	23.7	87	1
1999*	Oregon State	—	—	—	—	—	—	—	—	13	250	19.2	30	0	21	181	8.6	66	0
2000**	Oregon State	—	—	—	—	—	—	—	—	2	20	10.0	20	0	28	278	9.9	48	0
CERRITOS TOT.		—	—	—	—	—	—	—	—	21	728	34.7	100	3	6	142	23.7	87	1
OREGON ST. TOT.		—	—	—	—	—	—	—	—	15	270	18.0	30	0	49	459	9.4	66	0

NOTES: *Includes Oahu Bowl vs. Hawaii on 12-25-99; **Includes Fiesta Bowl vs. Notre Dame on 1-1-01.

**JEFF BOYLE — DT****Ht:** 6-1 **Wt:** 290 **College:** Wyoming **Born:** 5-17-78**67**

Rated among the most respected players in Wyoming football history, Boyle overcame a 1999 knee injury to re-establish his NFL potential during the 2000 season ... Wyoming media guide called him "as strong and talented a defensive lineman as the Cowboys have ever had" ... Team leader who contributed immediately, had 5 sacks as a freshman ... Posted career-high 57 tackles as a sophomore in 1998 ... Played only four games as a junior before he was side-

lined for remainder of season by knee injury suffered vs. Nevada-Las Vegas ... Recovered in time to play the final seven games of senior season, posting 25 tackles (14 solo), with 3 sacks for 16 yards and 5 tackles for loss ... Hometown is Norton, Kan. ... Named first-team all-state in football by *Associated Press* at Norton High School ... Also an outstanding prep wrestler; finishing second in nation at 1996 Junior National Greco-Roman Championships ... Won four state heavyweight wrestling titles ... Majored in exercise and sports sciences at Wyoming ... Signed two-year Bengals contract on 4-24-01.

**KENNY BRYANT — CB****Ht:** 5-11 **Wt:** 186 **College:** Jackson State **Born:** 3-9-78**37**

Bryant set an NCAA Division I-AA record last season with seven blocked kicks for Jackson State ... Shows superb leaping ability and ball awareness in kick-block situations ...

Had 3 of his blocks against Texas Southern, setting a national single-game mark and earning National Player of the Week honors from *Football Gazette* ... Also started 11 games at CB and earned all-Southwestern Athletic Conference honors with 3 INT, 16 passes defensed and 39

tackles ... Blocked a punt against Grambling, and held All-SWAC receiver Scotty Anderson to no receptions (Anderson made one catch on the other side of the field) ... Has the speed to play DB in the NFL (timed at 4.36 in the 40) and was a good college run-defender ... Played in 1996-97 at Hinds (Miss.) Junior College ... Redshirted in 1998 after transferring to Jackson State, and played in 1999-2000 for JSU ... Born in Helena, Ark., but hometown is Jackson, Miss., where he attended Calloway High School ... Biology major at Jackson State ... Signed two-year Bengals contract on 4-24-01.

**JEFF CHASE — G****Ht:** 6-4 **Wt:** 303 **College:** Texas A&M-Kingsville **Born:** 3-23-76**66**

Intriguing rookie prospect, Chase was a strong performer at a small college whose football alumni include three NFL standouts ... Formerly known as Texas A&I, the A&M-Kingsville

program has produced NFL Hall of Fame offensive lineman Gene Upshaw as well as defensive stars Darrell Green and John Randle ... Chase overcame a disadvantaged background and legal problems to become a consistent college player, and a young man who impressed Bengals coaches with his motivation to excel ... "My gut feeling is, he's determined to make something out of his

life," says Bengals line coach Paul Alexander. "In a lot of fields, these type of people are successful" ... Chase earned second-team All-Lone Star Conference honors at OT in 2000, and was a first-team selection in 1998 ... Did not play in 1999 due to academic ineligibility ... A weight-room warrior with the size and strength to succeed in NFL ... "I'm raw," Chase says, "but I'm a fast learner" ... Played defensive line in junior college, at Mount San Antonio (Calif.) in 1994 and at Long Beach (Calif.) in '97 ... Hometown is Rowland Heights, Calif. ... Played prep football only as a senior, at Rowland High School ... Health and kinesiology major at Texas A&M-Kingsville ... Signed two-year Bengals contract on 4-24-01.

**CHRIS EDMONDS — OLB****Ht:** 6-3 **Wt:** 250 **College:** West Virginia **Born:** 1-1-78**53**

A four-year standout at West Virginia who capped his career by winning defensive MVP honors in the 2001 Gridiron Classic all-star game ... Has excellent overall speed (4.6

in 40) and is instinctively quick to the ball ... Played every game during his four seasons (1997-2000), starting in 35 of the 47 contests ... Redshirted in 1996 ... Played rush LB as a senior, logging 4 sacks, 4 interceptions, 8 tackles for loss and 2 forced fumbles ... Played strong-

side LB prior to 2000 ... Had 13 sacks and 8 INT for his career ... Voted by the squad as team captain as a senior, and was a member of Athletic Director's Academic Honor Roll ... Played in three bowl games: 1997 Carquest Gator, '98 Insight.com and 2000 Music City ... Born in Newark, N.J. ... Later lived in Atlanta, and moved to Pittsburgh prior to his junior year in high school ... Played as a junior and senior at Woodland Hills High School ... Married, with one child ... Earned his bachelor's degree from West Virginia ... Signed two-year Bengals contract on 4-24-01.

**RASHAD HARRIS — MLB****Ht:** 6-2 **Wt:** 241 **College:** Louisville **Born:** 9-27-79**52**

A two-year defensive captain and four-year starter for Louisville ... Led Cardinals with a career-high 105 tackles last season and had 2 INT ... Active and agile, and is a secure tackler ... Has the skills and toughness to excel in the trenches without 260-pound size ... Had his top game of 2000 against the University of Cincinnati, recording 12 tackles and a 33-yard INT return for a touchdown ... Had big games against Kentucky, logging 17 tackles in 1998 and

10 tackles with 2 sacks in '99 ... Logged 13 tackles and one interception vs. East Carolina ... Closed career with a streak of 35 consecutive starts ... Had 96 tackles as a junior and 61 as a sophomore ... Had 18 tackles vs. Army as a junior ... Was starting middle linebacker at age 17 for the early portion of his freshman season ... Lives in Huntsville, Ala. ... Attended Athens (Ala.) High School, where he lettered in football, basketball and track ... Earned bachelor's degree from Louisville in exercise science and sports medicine ... Signed two-year Bengals contract on 4-24-01.

**JARED LEE — FS****Ht:** 5-11 **Wt:** 200 **College:** Brigham Young **Born:** 4-14-77**39**

An All-Mountain West Conference first-team choice at free safety in 2000 ... Logged 86 tackles (50 solo) with an interception and 7 passes defended ... Hard-hitting tackler and a tough bump-and-run pass defender against tight ends at the line of scrimmage ... Led team as a junior in tackles (96), INT (4) and passes defended (8) ... Had career-high 22 tackles (11 solo) against Air Force, earning MWC Defensive Player of the Week honors ... Had a 60-yard INT

return as a junior against Colorado State ... Was redshirted at BYU in 1998 after playing from '96-'97 for Ricks Junior College ... Earned JC All-America honors at Ricks ... Hometown is Rexburg, Idaho ... Attended Rexburg High School, where he was an all-region tight end ... Also earned prep all-conference honors in basketball and ran track ... Received prestigious National Football Foundation and College Hall of Fame Postgraduate Scholarship in 2000; nominated for Verizon Academic All-America team ... Served a Mormon church mission to Padova, Italy ... Signed a two-year Bengals contract on 4-24-01.

**CALVIN LEWIS — DT****Ht:** 6-4 **Wt:** 283 **College:** Memphis **Born:** 12-6-77**69**

Lewis brings excellent size and strength to his bid to make Bengals roster ... Four-year letterman and three-year starter at Memphis ... Played in every game (44 total) during his four seasons (1997-2000) ... Had 47 tackles as a senior, along with seven tackles for loss, two sacks, a forced fumble and a blocked kick ... Career totals include 184 tackles (105 solo), 16 TFL for 50 yards and 8 sacks for 37 yards ... Was a fifth-year senior last season, having red-

shirted in 1996, when he was named co-Player of the Year on defensive scout team ... Had career-high 11 tackles against Southern Mississippi in 1998 ... Had 7 tackles against University of Cincinnati in 1997 ... Born in Battle Creek, Mich.; attended Banneker High School in College Park, Ga. ... Two-year starter at both offensive and defensive tackle at Banneker ... Also lettered in wrestling in high school, and was named South Metro Wrestler of the Year in 1995 ... Had a career 33-4 record in wrestling ... Earned his bachelor's degree from Memphis ... Signed a three-year Bengals contract on 4-24-01.

**FREDDIE MOORE — OT****Ht:** 6-6 **Wt:** 304 **College:** Florida A&M **Born:** 8-27-77**78**

A former Division I starter at Central Florida, Moore has classic NFL size for the OT position ... Returned to his hometown of Tallahassee, Fla., to play the final two seasons of his career with Division I-AA Florida A&M ... Has a fine combination of quickness, power and strength, and showed toughness as a senior by not missing a start despite playing the final five games with a broken left hand ... Named Offensive Lineman of the Year in the Mid-Eastern Athletic Conference as a senior, anchoring a front line that

allowed only 7 sacks in 11 regular-season games ... Earned Division I-AA All-America honors from American Football Coaches' Association, and garnered Black College All-America nod from Sheridan Broadcasting Network ... Started 14 games for FAMU as a junior and earned all-conference honors ... Played from 1997-'98 at Central Florida, where he helped protect current Minnesota Vikings QB Daunte Culpepper ... Attended Rickards High School in Tallahassee, where he earned all-state honors ... Criminal justice major at FAMU ... Signed a two-year Bengals contract on 4-24-01.

**RAMONDO NORTH — WR****Ht:** 6-0 **Wt:** 180 **College:** North Carolina A&T **Born:** 3-30-77**9**

Cat-quick player with explosive open-field moves, North will contend for a Bengals job as kickoff returner, punt returner and wide receiver ... Finished fifth in nation in Division I-AA last season in kickoff returns (28.4), including 85-yard TD vs. Howard ... Averaged 28.5 yards on KOR as a sophomore in 1998, and 24.5 yards in '99 ... Had limited chances to handle ball on offense last season, but averaged 26.8 yards on his 6 pass receptions (with 2 TDs) and 6.6 yards

on his 8 rushing attempts ... Finished his career with 2040 yards total offense, including 1455 on KOR, 313 receiving and 272 rushing ... Made things happen when he had the ball — career averages were 27.0 yards per KOR, 15.7 yards per reception and 10.1 yards per rush ... Also was a sprinter on track team at A&T ... Began college career at Division I East Carolina ... Redshirted at ECU in 1996 and played in 6 games in '97 ... Education major at A&T ... Hometown is Charlotte, N.C. ... Played football and ran track at West Charlotte High School ... Signed a two-year Bengals contract on 4-24-01.

PLAYERS

**DUKE PETTIJOHN — OLB****Ht:** 6-1 **Wt:** 249 **College:** Syracuse **Born:** 6-7-77**54**

Rated by scouts as a natural pass rusher, with excellent quickness on the edge and a second gear to close on QB ... Will attempt transition to pro outside LB after playing as a defensive end at Syracuse ... His 24.5 career sacks rank second in Syracuse history ... Started final 10 games at LDE as a senior last season and earned second-team All-Big East honors, with 7.5 sacks for 49 yards, 12 QB pressures and 14 tackles for loss for 59 yards ... In contest against

Virginia Tech, sacked Michael Vick twice and shared credit for a third sack on the mobile QB taken first overall in the 2001 NFL Draft ... Made first-team All-Big East at LDE as a junior in 1999, with 10.5 sacks for 72 yards, 9 QB pressures and 13 TFL ... Played RDE as a sophomore in 1998 and had 6.5 sacks ... Has been clocked at 4.81 seconds in 40-yard dash ... Born in Poughkeepsie, N.Y., but hometown is Mattapan, Mass. ... Attended West Roxbury High School, where he was *Boston Herald Player of the Year* and rated No. 2 LB in the East by *Blue Chip Illustrated* ... Signed two-year Bengals contract on 4-24-01.

**DAVE PULOKA — MLB****Ht:** 6-1 **Wt:** 258 **College:** Holy Cross **Born:** 1-12-79**45**

Tough, physical player with leadership qualities ... Named a Holy Cross team captain both his junior and senior years, only second player in 20 years to be so honored twice ... Will attempt transition to pro inside LB after playing DE for Holy Cross ... Demonstrated pass rush potential with 19 career sacks ... Missed only one game in a four-year career and made 37 starts among his 43 appearances ... Played and started all 11 games at DT in 2000 for the Crusaders, earning first-team All-Patriot League honors ... Also a selection

on All-New England team ... Had 51 tackles, including 14 for loss and 34 unassisted stops ... Led team in forced fumbles (3) and had 5 passes defended ... Also earned first-team All-Patriot League and All-New England honors in 1999, when he had a career-high 8 sacks ... Had 6 sacks in 10 starts as a sophomore ... Hometown is Arlington, Mass. ... Three-time league all-star at Arlington HS in football and track ... Was state champion in discus in 1996 ... Lived for several years on island of Tonga in the South Pacific ... Earned degree in psychology at Holy Cross ... Last name is pronounced "Puh-LO-kuh" ... Signed two-year Bengals contract on 4-24-01.

**CHRIS ROSIER — WR****Ht:** 6-1 **Wt:** 205 **College:** William & Mary **Born:** 12-31-77**15**

Rosier brings an excellent blend of size, speed and athleticism to his free agent roster bid ... Showed ability to be a possession receiver and a big-play threat, finishing second on William & Mary's all-time receiving yardage list (2874) and third in all-time receptions (174) ... Played every game during his four-year career and made 35 starts, including starts in every game as a junior and senior ... Had career-high 869 yards as a senior with career-best 18.5-yard average (47 catches) ... Made career-high 50 recep-

tions as a sophomore and also posted career-best 9 touchdowns that year ... Caught 19 TD passes in his career, including career-long 82-yarder last season ... Had a touchdown catch of 44 or more yards in each of his four seasons ... Was on scout team in 1996 before beginning playing career that spanned 1997-2000 ... Hometown is Great Falls, Va. ... Attended Gonzaga High School, where he made *Blue Chip Illustrated's* All-Region team ... Brother, Al, graduated from Dartmouth as the school's all-time leading rusher ... Signed two-year Bengals contract on 4-24-01.

**KAMAL SHAKIR — OLB****Ht:** 6-1 **Wt:** 238 **College:** Memphis **Born:** 4-17-78**58**

Described by one scouting service as "a human torpedo who simply zeroes in on the ball," Shakir was the heart of a Memphis defense that limited opponents to 72.7 rushing yards per game last season ... Started every game at MLB and was credited with 119 tackles, leading the team for the third straight season ... Earned first-team All-Conference USA honors ... Closed his career with 416 tackles, ranking fourth on school's all-time list ... Had 10 or more tackles in seven games as a senior ... Effective dropping

into pass coverage, he had 19 career passes defended, including 8 last season ... Logged double-digit tackles in 9 of 11 games as a junior in 1999, including 20 vs. Army ... Redshirted as a freshman in 1996 ... Has been timed at 4.8 seconds in the 40-yard dash ... Hometown is Norcross, Ga. ... Lettered in football, basketball and track at Meadowcreek High School; named as school's Outstanding Student for three consecutive years ... Sales management major at Memphis ... Name is pronounced "kuh-MAL (rhymes with pal) shuh-KEER ... Signed two-year Bengals contract on 4-24-01.

BENGALS YEAR-BY-YEAR HOME & ROAD RECORDS

SEASON	HOME GAMES			ROAD GAMES			ALL GAMES		
	W	L	T	W	L	T	W	L	T
1968	2	5	0	1	6	0	3	11	0
1969	4	3	0	0	6	1	4	9	1
1970	5	2	0	3	4	0	8	6	0
1971	3	4	0	1	6	0	4	10	0
1972	4	3	0	4	3	0	8	6	0
1973	7	0	0	3	4	0	10	4	0
1974	4	3	0	3	4	0	7	7	0
1975	6	1	0	5	2	0	11	3	0
1976	6	1	0	4	3	0	10	4	0
1977	5	2	0	3	4	0	8	6	0
1978	3	5	0	1	7	0	4	12	0
1979	4	4	0	0	8	0	4	12	0
1980	3	5	0	3	5	0	6	10	0
1981	6	2	0	6	2	0	12	4	0
1982	4	0	0	3	2	0	7	2	0
1983	4	4	0	3	5	0	7	9	0
1984	5	3	0	3	5	0	8	8	0
1985	5	3	0	2	6	0	7	9	0
1986	6	2	0	4	4	0	10	6	0
1987	1	7	0	3	4	0	4	11	0
1988	8	0	0	4	4	0	12	4	0
1989	5	3	0	3	5	0	8	8	0
1990	5	3	0	4	4	0	9	7	0
1991	3	5	0	0	8	0	3	13	0
1992	3	5	0	2	6	0	5	11	0
1993	3	5	0	0	8	0	3	13	0
1994	2	6	0	1	7	0	3	13	0
1995	3	5	0	4	4	0	7	9	0
1996	6	2	0	2	6	0	8	8	0
1997	6	2	0	1	7	0	7	9	0
1998	1	7	0	2	6	0	3	13	0
1999	2	6	0	2	6	0	4	12	0
2000	3	5	0	1	7	0	4	12	0
TOTALS	137	113	0	81	168	1	218	281	1

SECTION 3



2000 IN REVIEW

BENGALS 2000 STATISTICS

WON 4, LOST 12

DATE	W/L	SCORE	OPPONENT	ATT
Sept. 10	L	7-24	Cleveland	64,006
Sept. 17	L	0-13	at Jacksonville	45,653
Sept. 24	L	0-37	at Baltimore	68,481
Oct. 1	L	16-31	Miami	61,535
Oct. 8	L	14-23	Tennessee	63,406
Oct. 15	L	0-15	at Pittsburgh	54,328
Oct. 22	W	31-21	Denver	61,603
Oct. 29	W	12-3	at Cleveland	73,118
Nov. 5	L	7-27	Baltimore	54,759
Nov. 12	L	6-23	at Dallas	62,170
Nov. 19	L	13-16	at New England	60,292
Nov. 26	L	28-48	Pittsburgh	63,925
Dec. 3	W	24-13	Arizona	50,289
Dec. 10	L	3-35	at Tennessee	68,498
Dec. 17	W	17-14	Jacksonville	50,469
Dec. 24	L	7-16	at Philadelphia	64,902

TEAM STATISTICS	BENGALS	OPP.
TOTAL FIRST DOWNS	254	307
Rushing	119	101
Passing	109	182
Penalty	26	24
3rd Down: Made-Att	77-227	102-239
3rd Down Pct.	33.9	42.7
4th Down: Made-Att	10-25	4-13
4th Down Pct.	40.0	30.8
POSSESSION AVG.	27:13	32:47
TOTAL NET YARDS	4260	5487
Avg. Per Game	266.3	342.9
Total Plays	1001	1068
Avg. Per Play	4.3	5.1
NET YARDS RUSHING	2314	1925
Avg. Per Game	144.6	120.3
Total Rushes	495	504
NET YARDS PASSING	1946	3562
Avg. Per Game	121.6	222.6
Sacked-Yards Lost	52-273	26-168
Gross Yards	2219	3730
Att.-Completions	454-207	538-318
Completion Pct.	45.6	59.1
Had Intercepted	14	9
PUNTS-AVERAGE	94-40.2	80-41.7
Net Punting Avg.	33.1	35.5
PENALTIES-YARDS	99-878	115-924
FUMBLES-BALL LOST	37-21	22-12
TOUCHDOWNS	21	40
Rushing	13	12
Passing	6	26
Returns	2	2

SCORE BY PERIODS	1	2	3	4	OT	PTS
Bengals	24	74	41	46	0	185
Opponents	92	106	91	70	0	359

SCORING	Total TDs	TD Rush	TD Rec	TD PR	TD KOR	TD Int/RI	TD FRR/RI	Kick PAT	FG	2-Pt Conv	S	TP
Rackers	0	0	0	0	0	0	0	21-21	12-21	0	0	57
Dillon	7	7	0	0	0	0	0	—	—	0	0	42
Warrick	7	2	4	1	0	0	0	—	—	0	0	42
Bennett	3	3	0	0	0	0	0	—	—	0	0	18
Dugans	1	0	1	0	0	0	0	—	—	0	0	6
McGee	1	0	1	0	0	0	0	—	—	0	0	6
Mitchell	1	1	0	0	0	0	0	—	—	0	0	6
D. Williams	1	0	0	0	0	1	0	—	—	0	0	6
TEAM	0	0	0	0	0	0	0	—	—	0	1	2
Bengals	21	13	6	1	0	1	0	21-21	12-21	0-0	1	185
Opponents	40	12	26	0	0	0	2	39-40	26-36	0-0	1	359

PASSING	Att	Cmp	Yds	Cmp %	Yds/Att	TD	TD %	Int	Int %	Lg	Sacks-Yds	Rat
Smith	267	118	1253	44.2	4.69	3	1.1	6	2.2	46	36-191	52.8
Mitchell	187	89	966	47.6	5.17	3	1.6	8	4.3	38	16-82	50.8
Bengals	454	207	2219	45.6	4.89	6	1.3	14	3.1	46	52-273	52.0
Opponents	538	318	3730	59.1	6.93	26	4.8	9	1.7	771	26-168	89.4

RUSHING	No	Yds	Avg	Lg	TD
Dillon	315	1435	4.6	801	7
Bennett	90	324	3.6	371	3
Smith	41	232	5.7	21	0
Warrick	16	148	9.3	771	2
Mitchell	10	61	6.1	121	1
N. Williams	10	54	5.4	13	0
Keaton	6	24	4.0	8	0
Pope	2	22	11.0	22	0
Yeast	1	15	15.0	15	0
Groce	3	4	1.3	5	0
Rackers	1	-5	-5.0	-5	0

Bengals	495	2314	4.7	801	13
Opponents	504	1925	3.8	30	12

RECEIVING	No	Yds	Avg	Lg	TD
Warrick	51	592	11.6	46	4
McGee	26	309	11.9	39	1
Yeast	24	301	12.5	27	0
Farmer	19	288	14.1	38	0
Bennett	19	168	8.8	25	0
Dillon	18	158	8.8	31	0
Dugans	14	125	8.9	17	1
Battaglia	13	105	8.1	15	0
Groce	11	45	4.1	14	0
N. Williams	7	84	12.0	20	0
Bush	3	39	13.0	18	0
Griffin	2	25	12.5	16	0

Bengals	207	2219	10.7	46	6
Opponents	318	3730	11.7	771	26

INTERCEPTIONS	No	Yds	Avg	Lg	TD
T. Carlier	2	40	20.0	30	0
Spikes	2	12	6.0	7	0
D. Williams	1	36	36.0	361	1
Hall	1	12	12.0	12	0
C. Carlier	1	6	6.0	6	0
Foley	1	1	1.0	1	0
Bean	1	0	0.0	0	0

Bengals	9	107	11.9	361	1
Opponents	14	138	9.9	39	0

PUNTING	No	Yds	Avg	Net	TB	In20	Lg	B
Pope	94	3775	40.2	33.1	14	18	57	0

Bengals	94	3775	40.2	33.1	14	18	57	0
Opponents	80	3338	41.7	35.5	7	30	70	0

PUNT RETURNS	Ret	FC	Yds	Avg	Lg	TD
Yeast	34	14	225	6.6	27	0
Warrick	7	1	123	17.6	821	1
Griffin	1	0	9	9.0	9	0

Bengals	42	15	357	8.5	821	1
Opponents	40	17	387	9.7	39	0

KICKOFF RETURNS	No	Yds	Avg	Lg	TD
Mack	50	1036	20.7	50	0
Griffin	8	129	16.1	29	0
Yeast	7	106	15.1	29	0
Keaton	6	100	16.7	25	0
Bush	3	18	6.0	8	0
N. Williams	2	12	6.0	12	0
Heath	1	22	22.0	22	0
Battaglia		1 fair catch			
Bengals	77	1423	18.5	50	0
Opponents	42	898	21.4	37	0

FIELD GOALS	1-19	20-29	30-39	40-49	50+	Total
Rackers	0-0	5-5	5-9	2-7	0-0	12-21
Bengals	0-0	5-5	5-9	2-7	0-0	12-21
Opponents	3-3	5-6	12-16	6-10	0-1	26-36

FIELD GOAL ATTEMPTS BY GAME:

Rackers: (42B) (44N, 47N) (-) (23G, 38G, 34G) (35B, 46N) (-) (24G) (39G) (-) (22G, 37G) (28G, 30N, 45G) (-) (36N, 45N, 32G) (45G) (27G) (31N).

Opponents: (30G) (30G, 33N, 19G) (30G, 37G, 19G) (40G) (22G, 41G, 33N, 34G) (36G, 28G) (48N, 48N) (18G) (38G, 32G) (39N, 44N, 43G, 35G, 42G, 51N) (38G, 21G, 22G) (44G, 28G) (31N) (-) (28N) (32G, 45G, 41N, 33G).

2000 DEFENSIVE & SPECIAL TEAMS STATISTICS

— Press Box Statistics —

DEFENSE

SPECIAL TEAMS

Player	Tkl	Asst	Tot	Sks Yds	Int- Yds	PD	FF	FR- Yds
Spikes	109	19	128	2-16	2-12	4	0	3-0
D. Williams	80	21	101	0-0	1-36	5	3	0-0
Spearman	46	24	70	1-12	0-0	4	0	0-0
Bankston	50	14	64	0-0	0-0	2	0	0-0
C. Carter	49	11	60	1-9	1-6	2	2	1-0
Gibson	42	10	52	4-17	0-0	1	0	0-0
Hawkins	43	4	47	0-0	0-0	9	1	1-12
Heath	40	4	44	0-0	0-0	12	0	1-0
T. Carter	36	7	43	0-0	2-40	11	0	0-0
Foley	34	9	43	4-16	1-1	8	2	1-0
Hall	36	5	41	4-32	1-12	2	0	0-0
Copeland	32	7	39	1-8	0-0	1	0	1-4
Ross	31	2	33	1-6	0-0	3	0	0-0
Langford	19	3	22	0-0	0-0	2	0	0-0
Bean	17	2	19	0-0	1-0	6	0	0-0
Mack	12	6	18	0-0	0-0	2	0	0-0
Booker	13	4	17	0-0	0-0	1	0	0-0
Steele	13	4	17	2-17	0-0	0	0	0-0
Roman	15	1	16	0-0	0-0	2	1	0-0
Wilson	9	6	15	3-16	0-0	1	2	1-3
Barndt	7	5	12	0-0	0-0	0	1	1-0
Curtis	8	2	10	2-9	0-0	0	2	0-0
Simmons	7	2	9	1-10	0-0	0	1	0-0
Granville	2	0	2	0-0	0-0	0	0	0-0

Player	Tkl	Asst	Tot	FF	FR- Yds	BP	BFG	BXP
Hawkins	9	3	12	0	0-0	0	0	0
Griffin	7	2	9	0	0-0	0	0	0
Granville	6	2	8	0	1-0	0	0	0
Bennett	7	0	7	0	0-0	0	0	0
Bean	6	0	6	0	0-0	0	0	0
Curtis	6	0	6	0	1-0	0	0	0
C. Carter	5	1	6	0	0-0	0	0	0
Heath	5	1	6	0	0-0	0	0	0
Ross	5	0	5	0	0-0	0	0	0
Mack	4	1	5	1	0-0	0	0	0
St. Louis	4	0	4	0	0-0	0	0	0
Wilson	4	0	4	0	0-0	0	0	0
Spearman	3	1	4	0	0-0	0	0	0
Bush	2	0	2	0	0-0	0	0	0
Rackers	2	0	2	0	0-0	0	0	0
Armour	1	0	1	0	0-0	0	0	0
Battaglia	1	0	1	0	0-0	0	0	0
Roman	1	0	1	0	0-0	0	0	0
Warrick	1	0	1	0	0-0	0	0	0
Pope	0	1	1	0	0-0	0	0	0

2000 IN REVIEW

— Coaches' Statistics —

DEFENSE

SPECIAL TEAMS

Player	Tkl	Asst	Tot	Sks Yds	Int- Yds	PD	FF	FR- Yds
Spikes	143	69	212	2-16	2-12	3	0	3-0
D. Williams	89	102	191	0-0	1-36	2	2	0-0
Spearman	64	62	126	1-12	0-0	2	2	0-0
C. Carter	57	46	103	1-9	1-6	4	1	1-0
Foley	52	48	100	4-16	1-1	4	1	1-0
Hall	33	35	68	4-32	1-12	1	0	0-0
Hawkins	44	17	61	0-0	0-0	9	1	1-12
Bankston	40	17	57	0-0	0-0	0	0	0-0
Ross	37	20	57	1-6	0-0	1	0	0-0
Heath	45	7	52	0-0	0-0	16	0	1-0
Gibson	41	9	50	4-17	0-0	0	0	0-0
T. Carter	34	9	43	0-0	2-40	7	0	0-0
Copeland	35	7	42	1-8	0-0	0	0	1-4
Booker	23	12	35	0-0	0-0	1	1	0-0
Langford	17	10	27	0-0	0-0	0	0	0-0
Curtis	13	13	26	2-9	0-0	0	2	0-0
Mack	12	14	26	0-0	0-0	3	0	0-0
Steele	16	8	24	2-17	0-0	0	0	0-0
Bean	18	4	22	0-0	1-0	6	0	0-0
Barndt	14	8	22	0-0	0-0	0	0	1-0
Roman	16	5	21	0-0	0-0	1	1	0-0
Wilson	7	3	10	3-16	0-0	0	2	1-3
Simmons	6	4	10	1-10	0-0	0	1	0-0
Granville	3	7	10	0-0	0-0	0	0	0-0
Armour	1	0	1	0-0	0-0	0	0	0-0

Player	Tkl	FF	FF- Yds	BP	BFG	BXP
Curtis	16	0	1-0	0	0	0
Hawkins	15	0	0-0	0	0	0
Granville	13	0	1-0	0	0	0
C. Carter	12	0	0-0	0	0	0
Spearman	9	0	0-0	0	0	0
Bennett	8	0	0-0	0	0	0
Griffin	8	0	0-0	0	0	0
St. Louis	7	0	0-0	0	0	0
Heath	6	0	0-0	0	0	0
Ross	6	0	0-0	0	0	0
Bean	5	0	0-0	0	0	0
Mack	5	0	0-0	0	0	0
Hall	4	0	0-0	0	0	0
Rackers	4	0	0-0	0	0	0
Wilson	4	0	0-0	0	0	0
Bush	3	0	0-0	0	0	0
Dugans	2	0	0-0	0	0	0
Megna	2	0	0-0	0	0	0
Armour	1	0	0-0	0	0	0
Boyd	1	0	0-0	0	0	0
Pope	1	0	0-0	0	0	0
Roman	1	0	0-0	0	0	0

BENGALS 2000 OFFENSE AND DEFENSE GAME-BY-GAME STATISTICS

OFFENSE

GAME	TOT YDS	RUSH- YDS	PASS YDS	COMP- ATT	TD-P/ INT	SACKS- YDS	1D	3D- CONV	F-FL	POSS
Cle.	318	19-111	207	15-43	1/2	7-43	17	6-16	3-1	25:57
@Jax.	233	23-71	162	18-41	0/2	5-21	14	4-17	3-2	28:31
@Balt.	94	16-4	90	15-24	0/2	4-15	7	2-11	2-2	21:16
Mia.	350	35-191	159	20-38	1/0	3-19	24	6-15	1-1	33:40
Tenn.	213	20-129	84	10-23	0/0	1-1	7	2-12	3-2	18:38
@Pitt.	232	26-120	112	14-36	0/2	4-24	12	3-17	1-1	28:39
Den.	421	37-407	14	2-14	0/0	2-20	15	5-11	1-1	22:27
@Cle.	253	51-192	61	7-20	0/1	4-23	18	7-17	2-0	36:42
Balt.	174	26-44	130	15-27	0/0	3-7	11	3-13	2-1	26:47
@Dall.	195	32-139	56	10-25	0/1	3-12	15	5-15	2-1	24:35
@N.E.	365	37-137	228	20-38	1/1	1-8	25	10-17	2-1	32:28
Pitt.	309	41-209	100	10-20	1/0	4-29	23	4-12	8-3	29:11
Ariz.	398	54-292	106	11-23	1/1	1-3	27	9-17	1-0	35:48
@Tenn.	171	25-60	111	12-26	0/0	4-20	9	3-15	0-0	25:12
Jax.	263	27-106	157	10-22	0/1	4-14	15	5-10	3-3	22:45
@Phil.	271	26-102	169	18-34	1/1	2-14	15	3-12	3-2	22:50
Totals	4260	495-2314	1946	207-454	6/14	52-273	254	77-227	37-21	27:13

OPPONENTS

GAME	TOT YDS	RUSH- YDS	PASS YDS	COMP- ATT	TD-P/ INT	SACKS- YDS	1D	3D- CONV	F-FL	POSS
Cle.	354	33-105	249	19-31	2/1	1-10	17	5-15	1-0	34:03
@Jax.	241	29-84	157	20-32	1/1	4-19	15	4-16	0-0	31:29
@Balt.	391	38-176	215	22-39	2/0	0-0	27	12-17	1-1	38:44
Mia.	302	29-159	143	14-21	2/1	2-12	18	6-11	1-1	26:20
Tenn.	417	44-203	214	19-31	1/1	2-16	21	6-16	1-1	41:22
@Pitt.	274	32-103	171	13-33	1/0	1-2	13	4-17	0-0	31:21
Den.	500	32-142	358	30-45	2/1	2-7	32	4-11	3-2	37:33
@Cle.	182	20-54	128	13-32	0/1	2-19	10	3-14	0-0	23:18
Balt.	378	31-142	236	23-34	3/0	1-8	19	6-15	0-0	33:13
@Dall.	405	32-97	308	24-37	1/0	0-0	22	7-15	2-1	35:25
@N.E.	291	22-39	252	22-36	0/1	1-6	17	5-13	2-0	27:32
Pitt.	372	38-185	187	12-22	3/0	4-22	21	9-15	0-0	30:49
Ariz.	340	19-72	268	22-44	2/1	1-10	15	7-15	1-1	24:12
@Tenn.	443	36-112	331	23-33	4/0	2-14	21	10-18	4-1	34:48
Jax.	276	34-114	162	19-28	1/0	1-8	17	6-15	3-1	37:15
@Phil.	321	35-138	183	23-40	1/1	2-15	22	8-16	3-3	37:10
Totals	5487	504-1925	3562	318-538	26/9	26-168	307	102-239	22-12	32:47

BENGALS 2000 RED ZONE REPORT

BENGALS	
Inside-20 possessions	33
Total scores	23 (69.7%)
TDs	13 (39.4%)
FGs	10 (30.3%)
No score	10 (30.3%)
Missed FG	4 (12.1%)
Lost on downs	3 (9.1%)
Interceptions	2 (6.1%)
Fumbles	1 (3.0%)

OPPONENTS	
Inside-20 possessions	61
Total scores	48 (78.7%)
TDs	28 (45.9%)
FGs	20 (32.8%)
No score	13 (21.3%)
Missed FG	5 (8.2%)
Fumbles	3 (4.9%)
Interceptions	3 (4.9%)
Lost on downs	2 (3.3%)

BENGALS 2000 STARTING LINEUPS

OFFENSE

GAME	WR	LT	LG	C	RG	RT	TE	WR	QB	HB	FB
Cle.	Dugans	Jones	Rehberg	Braham	Goff	Anderson	McGee	Warrick	Smith	Dillon	Groce
@Jax.	Dugans	Jones	O'Dwyer	Braham	Goff	Anderson	McGee	Warrick	Smith	Dillon	Groce
@Balt.	Dugans	Jones	O'Dwyer	Gutierrez	Goff	Anderson	McGee	Warrick	Smith	Dillon	Groce
Mia.	Dugans	Jones	O'Dwyer	Gutierrez	Goff	Anderson	McGee	Warrick	Smith	Dillon	Battaglia (TE)
Tenn.	Dugans	Jones	O'Dwyer	Gutierrez	Goff	Anderson	McGee	Warrick	Smith	Dillon	Groce
@Pitt.	Yeast	Jones	O'Dwyer	Gutierrez	Goff	Anderson	McGee	Warrick	Smith	Dillon	Groce
Den.	Battaglia (TE)	Jackson	O'Dwyer	Gutierrez	Goff	Anderson	McGee	Warrick	Smith	Dillon	Groce
@Cle.	Yeast	Jackson	O'Dwyer	Gutierrez	Goff	Anderson	McGee	Warrick	Smith	Dillon	Battaglia (TE)
Balt.	Yeast	Jones	O'Dwyer	Gutierrez	Goff	Anderson	McGee	Warrick	Smith	Dillon	Battaglia (TE)
@Dall.	Yeast	Jackson	O'Dwyer	Braham	Goff	Anderson	McGee	Warrick	Smith	Dillon	Battaglia (TE)
@N.E.	Yeast	Jones	O'Dwyer	Braham	Goff	Anderson	McGee	Warrick	Smith	Dillon	N. Williams
Pitt.	Battaglia (TE)	Jones	Rehberg	Braham	Goff	Anderson	McGee	Warrick	Smith	Dillon	N. Williams
Ariz.	Yeast	Jones	Rehberg	Braham	Goff	Anderson	McGee	Warrick	Mitchell	Dillon	Battaglia (TE)
@Tenn.	Yeast	Jones	Rehberg	Braham	Goff	Anderson	McGee	Warrick	Mitchell	Dillon	Battaglia (TE)
Jax.	Farmer	Jackson	Rehberg	Braham	Goff	Anderson	Battaglia	Warrick	Mitchell	Dillon	N. Williams
@Phil.	Farmer	Jackson	Rehberg	Braham	Goff	Anderson	Battaglia	Warrick	Mitchell	Dillon	N. Williams

DEFENSE

GAME	LE	LDT	RODT	RE	LLB	MLB	RLB	LCB	RCB	SS	FS
Cle.	Booker	Gibson	Barndt	Copeland	Foley	Simmons	Spikes	T. Carter	Hawkins	Hall	D. Williams
@Jax.	Booker	Gibson	Barndt	Copeland	Foley	Spearman	Spikes	T. Carter	Hawkins	Hall	D. Williams
@Balt.	Bankston	Gibson	Barndt	Copeland	Foley	Spearman	Spikes	T. Carter	Hawkins	Hall	D. Williams
Mia.	Bankston	Gibson	Barndt	Copeland	Foley	Spearman	Spikes	T. Carter	Hawkins	Hall	D. Williams
Tenn.	Bankston	Gibson	Barndt	Copeland	Foley	Ross	Spikes	T. Carter	Heath	Hall	D. Williams
@Pitt.	Bankston	Gibson	Steele	Copeland	Foley	Ross	Spikes	T. Carter	Heath	Hall	D. Williams
Den.	Booker	Gibson	Copeland	Bankston	Foley	Spearman	Spikes	T. Carter	Heath	C. Carter	D. Williams
@Cle.	Booker	Gibson	Copeland	Bankston	Foley	Spearman	Spikes	T. Carter	Heath	C. Carter	D. Williams
Balt.	Booker	Gibson	Copeland	Bankston	Foley	Spearman	Spikes	T. Carter	Heath	C. Carter	D. Williams
@Dall.	Booker	Gibson	Copeland	Bankston	Foley	Spearman	Spikes	T. Carter	Heath	C. Carter	D. Williams
@N.E.	Booker	Gibson	Copeland	Bankston	Foley	Spearman	Spikes	Bean	Heath	C. Carter	D. Williams
Pitt.	Booker	Gibson	Copeland	Bankston	Foley	Spearman	Spikes	Bean	Heath	C. Carter	D. Williams
Ariz.	Booker	Gibson	Copeland	Bankston	Foley	Ross	Spikes	Bean	Heath	C. Carter	D. Williams
@Tenn.	Bankston	Gibson	Copeland	Langford	Foley	Ross	Spikes	Bean	Heath	C. Carter	D. Williams
Jax.	Bankston	Gibson	Copeland	Langford	Foley	Spearman	Spikes	Roman	Hawkins	C. Carter	D. Williams
@Phil.	Bankston	Gibson	Copeland	Langford	Foley	Spearman	Spikes	Roman	Hawkins	C. Carter	D. Williams

2000 IN REVIEW

BENGALS 2000 BEST SINGLE-GAME PERFORMANCES

RUSHING YARDS

- 278 — Corey Dillon, Oct. 22 vs. Denver
- 216 — Corey Dillon, Dec. 3 vs. Arizona
- 137 — Corey Dillon, Oct. 29 at Cleveland

RUSHING ATTEMPTS

- 35 — Corey Dillon, Dec. 3 vs. Arizona
- 28 — Corey Dillon, Nov. 19 at New England
- 27 — Corey Dillon, Oct. 29 at Cleveland

LONGEST RUSHES

- 80 — Corey Dillon, Oct. 8 vs. Tennessee
- 77 — Peter Warrick, Oct. 22 vs. Denver
- 65 — Corey Dillon, Oct. 22 vs. Denver

RECEPTIONS

- 7 — Peter Warrick, Nov. 19 at New England
- 6 — Tony McGee, Oct. 1 vs. Miami
- 5 — 4 times, twice by Danny Farmer

RECEIVING YARDS

- 102 — Danny Farmer, Dec. 17 vs. Jacksonville
- 80 — Peter Warrick, Sept. 10 vs. Cleveland
- 79 — Peter Warrick, Nov. 19 at New England

PASSING YARDS

- 250 — Akili Smith, Sept. 10 vs. Cleveland
- 236 — Scott Mitchell, Nov. 19 at New England
- 183 — Akili Smith, Sept. 17 at Jacksonville
- 183 — Scott Mitchell, Dec. 24 at Philadelphia

PASS ATTEMPTS

- 43 — Akili Smith, Sept. 10 vs. Cleveland
- 41 — Akili Smith, Sept. 17 at Jacksonville
- 38 — Akili Smith, Oct. 1 vs. Miami
- 38 — Scott Mitchell, Nov. 19 at New England

PASS COMPLETIONS

- 20 — Akili Smith, Oct. 1 vs. Miami
- 20 — Scott Mitchell, Nov. 19 at New England
- 18 — Akili Smith, Sept. 17 at Jacksonville
- 18 — Scott Mitchell, Dec. 24 at Philadelphia

LONGEST PASSES

- 46 — Smith-to-Warrick, Sept. 10 vs. Cleveland
- 39 — Smith-to-McGee, Nov. 5 vs. Baltimore
- 38 — Mitchell-to-Farmer, Dec. 17 vs. Jacksonville

YARDS FROM SCRIMMAGE

- 278 — Corey Dillon, Oct. 22 vs. Denver
- 216 — Corey Dillon, Dec. 3 vs. Arizona
- 137 — Corey Dillon, Oct. 29 at Cleveland

LONGEST KICKOFF RETURN

- 50 — Tremain Mack, Sept. 10 vs. Cleveland
- 49 — Tremain Mack, Nov. 5 vs. Baltimore
- 36 — Tremain Mack, Oct. 8 vs. Tennessee

LONGEST PUNT RETURN

- 82 — Peter Warrick, Dec. 17 vs. Jacksonville
- 27 — Craig Yeast, Nov. 5 vs. Baltimore
- 25 — Craig Yeast, Oct. 15 at Pittsburgh

TOTAL TACKLES (PRESS BOX STATISTICS)

- 15 — Armegis Spearman, Sept. 24 at Baltimore
- 14 — Takeo Spikes, Sept. 24 at Baltimore
- 12 — Darryl Williams, Nov. 5 vs. Baltimore

SOLO TACKLES (PRESS BOX STATISTICS)

- 12 — Takeo Spikes, Sept. 24 at Baltimore
- 10 — Darryl Williams, Nov. 12 at Dallas
- 10 — Mark Roman, Dec. 17 vs. Jacksonville

2000 BENGALS REGULAR SEASON

Game 1 Cleveland 24, Bengals 7 Sunday, Sept. 10, at Paul Brown Stadium

Looking to tie the all-time Battle of Ohio rivalry with a third straight win against Cleveland, the Bengals instead were soundly beaten in their first regular-season game at Paul Brown Stadium. The Bengals tied the score at 7-7 early in the second quarter on a 4-yard pass from Akili Smith to Ron Dugans, and they stopped the Browns without a first down on the Browns' next drive. But Cleveland's Tyrone Rogers recovered Craig Yeast's fumble on a punt return at the Bengals 16, and the Browns scored in four plays for a 14-7 lead. The Bengals were outgained by only 36 yards (354-318), but Cleveland controlled time of possession (34:03) and twice stopped the Bengals with interceptions inside the red zone. The Bengals dropped to 0-1, while the Browns improved to 1-1. The attendance of 64,006 at Paul Brown Stadium was the most ever for a Cincinnati sporting event.

Cleveland	7	7	3	7	—	24
Cincinnati	0	7	0	0	—	7

TEAM	SCORING PLAY	QTR-LEFT
Cle.	T. Prentice 16 run (P. Dawson kick)	1-3:43
Cin.	R. Dugans 4 pass from A. Smith (N. Rackers kick)	2-14:33
Cle.	M. Campbell 5 pass from T. Couch (P. Dawson kick)	2-11:20
Cle.	P. Dawson 30 field goal	3-6:29
Cle.	M. Edwards 5 pass from T. Couch (P. Dawson kick)	4-11:47

Missed FG: N. Rackers, Cin. (42B).
Attendance: 64,006. Time: 3:05.

	CLEVELAND	CINCINNATI
First downs	17	17
Third down conversions-attempts	5-15	6-16
Total net yards	354	318
Net yards rushing	105	111
Net yards passing	249	207
Pass attempts-completions-interceptions	31-19-1	43-15-2
Sacks against-yards lost	1-10	7-43
Punts-average	7-48.3	6-40.7
Punt returns-yards	2-5	7-35
Kickoff returns-yards	2-42	5-124
Penalties-yards	6-60	7-65
Fumbles-lost	1-0	3-1
Time of possession	34:03	25:57

BROWNS	RUSHING				BENGALS				
	Att	Yds	Lg	TD	Att	Yds	Lg	TD	
E. Rnett	20	53	10	0	C. Dillon	12	41	14	0
T. Prentice	8	46	17	1	A. Smith	2	26	21	0
T. Couch	4	7	12	0	D. Pope	1	22	22	0
D. Northcutt	1	-1	-1	0	N. Williams	1	9	9	0
					P. Warrick	1	8	8	0
					B. Bennett	2	5	3	0
TOTALS	33	105	17	1	TOTALS	19	111	22	0

PASSING									
BROWNS				BENGALS					
	Att	Cmp	Yds	TD-1		Att	Cmp	Yds	TD-1
T.Couch	31	19	259	2-1	A.Smith	43	15	250	1-2
TOTALS	31	19	259	2-1	TOTALS	43	15	250	1-2

RECEIVING									
BROWNS					BENGALS				
	No	Yds	Lg	TD		No	Yds	Lg	TD
K. Johnson	5	59	18	0	P. Warrick	3	80	46	
D. Patton	3	95	65	0	C. Groce	3	12	6	
J. Dawson	3	14	10	0	C. Dillon	2	46	31	
E. Reth	2	11	6	0	C. Yeast	2	38	25	
A. Shea	1	30	30	0	B. Bennett	2	30	23	
D. Chiaverini	1	18	18	0	R. Dugans	2	10	6	
D. Northcutt	1	12	12	0	T. McGee	1	34	34	
T. Prentice	1	10	10	0					
M. Campbell	1	5	5	1					
M. Edwards	1	5	5	1					
TOTALS	19	259	65	2	TOTALS	15	250	46	

INDIVIDUAL DEFENSE
Cleveland — Leading Tackler: J. Miller 8-0-8. Sacks: K. McKenzie 3-22, J. Miller 2-8, S. Colinet 1-3, M. Thompson 1-5. Int.: E. Little 1-7, L. Sanders 1-0. FF: W. Rainer 1. FR: None.
Cincinnati — Leading Tackler: B. Simmons 7-2-9. Sacks: B. Simmons 1-10. Int.: T. Spikes 1-5. FF: B. Simmons 1. FR: None.

Game 2 Jacksonville 13, Bengals 0 Sunday, Sept. 17, at ALLTEL Stadium

The Bengals showed a much-improved defensive performance in holding Jacksonville to its second-lowest point total in its last 23 games, but the Cincinnati offense was the victim of the first shutout in Jaguars history. In a game which saw both teams struggle for offensive consistency in a steady rain, the Jaguars took command with a 4-1 takeaway advantage and got some fancy footwork at the out-of-bounds line from WR Keenan McCardell for the game's only TD. McCardell grabbed a 21-yard pass from Mark Brunell for the score in the first quarter. The Bengals did not penetrate the Jacksonville 20-yard line. Cincinnati's best bids for scores were field goal attempts of 44 and 47 yards by Neil Rackers, but both kicks missed the mark. The Bengals dropped to 0-2, and the Jaguars improved to 2-1.

Cincinnati	0	0	0	0	—	0
Jacksonville	10	0	0	3	—	13

TEAM	SCORING PLAY	QTR-LEFT
Jax.	K. McCardell 21 pass from M. Brunell (S. Lindsey kick)	1-7:14
Jax.	S. Lindsey 30 field goal	1-5:37
Jax.	S. Lindsey 19 field goal	4-1:45

Missed FG: N. Rackers, Cin. (44W, 47LU); S. Lindsey, Jax. (33WL).
Attendance: 45,653. Time: 3:11.

	CINCINNATI	JACKSONVILLE
First downs	14	15
Third down conversions-attempts	4-17	4-16
Total net yards	233	241
Net yards rushing	71	84
Net yards passing	162	157
Pass attempts-completions-interceptions	41-18-2	32-20-1
Sacks against-yards lost	5-21	4-19
Punts-average	7-42.0	7-42.3
Punt returns-yards	6-54	3-40
Kickoff returns-yards	4-82	1-22
Penalties-yards	6-44	7-76
Fumbles-lost	3-2	0-0
Time of possession	28:31	31:29

RUSHING									
BENGALS					JAGUARS				
	Att	Yds	Lg	TD		Att	Yds	Lg	TD
A. Smith	5	34	16	0	S. Mack	20	35	6	0
C. Dillon	17	32	12	0	M. Brunell	5	25	13	0
C. Groce	1	5	5	0	R. Soward	1	20	20	0
					C. Dukes	2	2	2	0
					D. Shelton	1	2	2	0
TOTALS	23	71	16	0	TOTALS	29	84	20	0

		PASSING									
BENGALS		Att	Cmp	Yds	TD-1	JAGUARS		Att	Cmp	Yds	TD-1
A. Smith		41	18	183	0-2	M. Brunell		32	20	176	1-1
TOTALS		41	18	183	0-2	TOTALS		32	20	176	1-1

RECEIVING													
BENGALS				JAGUARS									
	No	Yds	Lg	TD		No	Yds	Lg	TD				
P. Warrick	5	75	28	0	K. McCardell	10	108	21	1				
C. Dillon	4	34	17	0	J. Smith	6	41	13	0				
C. Yeast	3	31	13	0	K. Brady	4	27	9	0				
T. McGee	3	23	9	0									
R. Duggans	2	18	12	0									
C. Groce	1	2	2	0									
TOTALS				18	183	28	0	TOTALS		20	176	21	1

INDIVIDUAL DEFENSE
Cincinnati — Leading Tackler: T. Spikes 7-2-9. Sacks: O. Gibson 2-7, T. Spikes 1-8, C. Hall 1-4. Int.: S. Foley 1-1. FF: None. FR: None.
Jacksonville — Leading Tacklers: D. Darius 6-0-6, H. Nickerson 5-1-6. Sacks: G. Walker 2-11, J. Smeenge 1-7, T. Brackens 1-3, H. Nickerson 1-0. Int.: A. Beasley 1-39, H. Nickerson 1-10. FF: T. Brackens 1, J. Smeenge 1. FR: L. Smith 1-0.

Game 3 Baltimore 37, Bengals 0

Sunday, Sept. 24, at PSINet Stadium

The Bengals absorbed a tie for the worst loss in franchise history, based on margin of defeat, and by many measures this was arguably the most lopsided defeat of a Cincinnati club. Baltimore outgained the Bengals by 391 yards to 94, including 176-4 in rushing. The Bengals did not penetrate farther than the Ravens' 34-yard line. Baltimore QB Tony Banks completed 20 of 36 passes for 196 yards, 2 TDs and no INTs. Ravens RB Jamal Lewis rushed for 116 yards and a TD on 25 carries. The Ravens led 24-0 at halftime. Bengals starting QB Akili Smith was sidelined in the second quarter with a concussion caused by a sack by DE Rob Burnett, and veteran Scott Mitchell finished the game for Cincinnati. The Bengals fell to 0-3 on the season while Baltimore improved to 3-1.

Cincinnati	0	0	0	0	—	0
Baltimore	10	14	3	10	—	37

TEAM	SCORING PLAY	QTR-LEFT
Balt.	M. Stover 30 field goal	1-8:38
Balt.	T. Taylor 8 pass from T. Banks (M. Stover kick)	1-0:50
Balt.	Ja. Lewis 11 run (M. Stover kick)	2-14:56
Balt.	S. Sharpe 1 pass from T. Banks (M. Stover kick)	2-3:05
Balt.	M. Stover 37 field goal	3-3:03
Balt.	O. Ayanbadejo 1 run (M. Stover kick)	4-6:39
Balt.	M. Stover 19 field goal	4-1:57

Missed FG: None.

Attendance: 68,481 Time: 3:08.

	CINCINNATI	BALTIMORE
First downs	7	27
Third down conversions-attempts	2-11	12-17
Total net yards	94	391
Net yards rushing	4	176
Net yards passing	90	215
Pass attempts-completions-interceptions	24-15-2	39-22-0
Sacks against-yards lost	4-15	0-0
Punts-average	4-36.5	1-33.0
Punt returns-yards	1-9	2-37
Kickoff returns-yards	8-147	1-26
Penalties-yards	8-53	10-90
Fumbles-lost	2-2	1-1
Time of possession	21:16	38:44

	RUSHING					RUSHING			
BENGALS	Att	Yds	Lg	TD		Att	Yds	Lg	TD
C. Dillon	12	9	4	0		Ja. Lewis	25	116	15
S. Mitchell	1	3	3	0		P. Holmes	8	51	13
B. Bennett	2	-7	-1	0		O. Ayanbadejo	4	9	8
C. Groce	1	-1	-1	0		C. Redman	1	0	0
TOTALS	16	4	4	0		TOTALS	38	176	15

	PASSING					PASSING			
BENGALS	Att	Cmp	Yds	TD-I		Att	Cmp	Yds	TD-I
S. Mitchell	23	14	97	0-2		T. Banks	36	20	196
A. Smith	1	1	8	0-0		C. Redman	3	2	19
TOTALS	24	15	105	0-2		TOTALS	39	22	215

	RECEIVING					RECEIVING			
BENGALS	No	Yds	Lg	TD		No	Yds	Lg	TD
C. Groce	4	24	14	0		S. Sharpe	5	40	15
C. Dillon	3	22	9	0		P. Holmes	4	48	16
P. Warrick	3	15	9	0		T. Taylor	4	32	12
R. Dugans	2	19	12	0		O. Ayanbadejo	3	22	14
N. Williams	2	18	10	0		Ja. Lewis	2	33	26
D. Farmer	1	7	7	0		Ja. Lewis	2	25	19
TOTALS	15	105	14	0		TOTALS	22	215	26

INDIVIDUAL DEFENSE

CINCINNATI — Leading Tackler: A. Spearman 9-6-15. Sacks: None. Int.: None. FF: D. Williams 1. FR: S. Foley 1-0.

BALTIMORE — Leading Tackler: M. McCrory 6-1-7. Sacks: R. Burnett 2-5-13, C. Brown 1-2, M. McCrory 0.5-0. Int.: R. Woodson 1-2, D. Starks 1-0. FF: R. Burnett 1. FR: T. Stragusa 1-0.

Game 4 Miami 31, Bengals 16

Sunday, Oct. 1, at Paul Brown Stadium

The Bengals bolted to a 13-0 lead in their first game under head coach Dick LeBeau, but Miami stormed back for 31 unanswered points to secure the victory. The key momentum changer came on the last play of the first half. Leading 13-3, the Bengals saw DE Jason Taylor knock the ball from Akili Smith's grasp as Smith attempted to pass, and Taylor picked up the loose ball to score on a 29-yard fumble return. The Dolphins added touchdowns on each of their first three possessions of the second half. The Bengals had 350 total yards and 191 rushing yards, including 110 rushing on 22 carries by Corey Dillon. Rookie Peter Warrick scored his first NFL touchdown, on a 9-yard first-quarter pass from Akili Smith, and rookie K. Neil Rakers made all three of his field goal attempts (23, 38, 34) after missing his first three of the season. The Bengals fell to 0-4 as Miami improved to 4-1.

Miami	0	10	14	7	—	31
Cincinnati	10	3	0	3	—	16

TEAM	SCORING PLAY	QTR-LEFT
Cin.	P. Warrick 9 pass from A. Smith (N. Rakers kick)	1-8:05
Cin.	N. Rakers 23 field goal	1-0:46
Cin.	N. Rakers 38 field goal	2-13:13
Mia.	O. Mare 40 field goal	2-0:56
Mia.	J. Taylor 29 fumble return (O. Mare kick)	2-0:00
Mia.	L. Smith 18 run (O. Mare kick)	3-7:15
Mia.	O. Gadsden 7 pass from J. Fiedler (O. Mare kick)	3-4:39
Mia.	O. Gadsden 21 pass from J. Fiedler (O. Mare kick)	4-12:26
Cin.	N. Rakers 34 field goal	4-7:26

Missed FG: None.

Attendance: 61,535. Time: 3:07.

	MIAMI					CINCINNATI			
First downs	18	18	18	24		7	27	27	27
Third down conversions-attempts	6-11	6-11	6-11	6-15		2-11	12-17	12-17	12-17
Total net yards	302	302	302	350		94	391	391	391
Net yards rushing	159	159	159	191		4	176	176	176
Net yards passing	143	143	143	159		90	215	215	215
Pass attempts-completions-interceptions	21-14-1	21-14-1	21-14-1	39-20-0		24-15-2	39-22-0	39-22-0	39-22-0
Sacks against-yards lost	2-12	2-12	2-12	3-19		4-15	0-0	0-0	0-0
Punts-average	3-60.3	3-60.3	3-60.3	4-31.3		4-36.5	1-33.0	1-33.0	1-33.0
Punt returns-yards	0-0	0-0	0-0	1-1		1-9	2-37	2-37	2-37
Kickoff returns-yards	4-78	4-78	4-78	4-70		8-147	1-26	1-26	1-26
Penalties-yards	6-61	6-61	6-61	10-123		8-53	10-90	10-90	10-90
Fumbles-lost	1-1	1-1	1-1	1-1		2-2	1-1	1-1	1-1
Time of possession	26:20	26:20	26:20	33:40		21:16	38:44	38:44	38:44

	RUSHING					RUSHING			
DOLPHINS	Att	Yds	Lg	TD		Att	Yds	Lg	TD
L. Smith	12	66	29	1		C. Dillon	22	110	19
J. Fiedler	4	45	30	0		A. Smith	5	43	14
A. Denson	8	32	7	0		B. Bennett	7	35	11
J. Johnson	5	16	5	0		P. Warrick	1	3	3
TOTALS	29	159	30	1		TOTALS	35	191	19

	PASSING					PASSING			
DOLPHINS	Att	Cmp	Yds	TD-I		Att	Cmp	Yds	TD-I
J. Fiedler	21	14	155	2-1		A. Smith	38	20	178
TOTALS	21	14	155	2-1		TOTALS	38	20	178

	RECEIVING					RECEIVING			
DOLPHINS	No	Yds	Lg	TD		No	Yds	Lg	TD
O. Gadsden	6	73	21	2		T. McGee	6	74	22
L. Shepherd	3	39	25	0		B. Bennett	5	28	25
L. Smith	2	17	10	0		P. Warrick	4	45	18
J. Ogden	1	12	12	0		M. Ballaglia	2	19	11
B. Emanuel	1	9	9	0		C. Yeast	1	5	5
A. Denson	1	5	5	0		C. Dillon	1	4	4
TOTALS	14	155	25	2		TOTALS	20	178	25

INDIVIDUAL DEFENSE

MIAMI — Leading Tackler: B. Walker 8-2-10. Sacks: T. Bowens 1.5-7.5, J. Taylor 1-8, J. Haley 0.5-3.5. Int.: None. FF: J. Taylor 1. FR: J. Taylor 1-29 (TD).

CINCINNATI — Leading Tacklers: M. Bakston 6-1-7, T. Spikes 6-1-7. Sacks: J. Copeland 1-8, O. Gibson 1-4. Int.: T. Spikes 1-7. FF: T. Barrett 1. FR: J. Copeland 1-4.

Game 5 Tennessee 23, Bengals 14**Sunday, Oct. 8, at Paul Brown Stadium**

The Bengals held a halftime lead for the second straight week, a 14-10 edge over the Titans, but Cincinnati went scoreless in the second half for the fourth time in five games. The Bengals made it a battle mostly on the strength of big plays. Corey Dillon scored on a career-long 80-yard TD run in the second quarter, and later in the second quarter, FS Darryl Williams scored on a 36-yard interception return. In the first quarter, Williams halted a Tennessee drive by forcing a fumble from Eddie George that the Bengals recovered in their end zone for a touchback. But Tennessee nearly doubled the Bengals in total net yards (417-213) and had 41-22 possession time. Titans RB Eddie George rushed for 181 yards on 36 carries. The Bengals fell to 0-5 on the season; Tennessee improved to 4-1.

Tennessee	3	7	10	3	—	23
Cincinnati	0	14	0	0	—	14

TEAM	SCORING PLAY	QTR-LEFT
Tenn.	A. Del Greco 22 field goal	1-7:25
Cin.	C. Dillon 80 run (N. Rackers kick)	2-13:48
Tenn.	D. Mason 19 pass from S. McNair (A. Del Greco kick)	2-6:45
Cin.	D. Williams 36 interception return (N. Rackers kick)	2-2:49
Tenn.	E. George 5 run (A. Del Greco kick)	3-8:48
Tenn.	A. Del Greco 41 field goal	3-3:28
Tenn.	A. Del Greco 34 field goal	4-2:06

Missed FG: A. Del Greco, Tenn. (33WL); N. Rackers, Cin (35B, 46 WL)
Attendance: 63,406. Time: 3:00.

	TENNESSEE	CINCINNATI
First downs	21	7
Third down conversions-attempts	6-16	2-12
Total net yards	417	213
Net yards rushing	203	129
Net yards passing	214	84
Pass attempts-completions-interceptions	31-19-1	23-10-0
Sacks against-yards lost	2-16	1-1
Punts-average	5-39.0	7-37.1
Punt returns-yards	5-53	1-6
Kickoff returns-yards	3-77	5-87
Penalties-yards	6-50	2-10
Fumbles-lost	1-1	3-2
Time of possession	41:22	18:38

	TITANS	ALL	Yds	Lg	TD	BENGALS	ALL	Yds	Lg	TD
E. George	36	181	17	1		C. Dillon	15	95	80	1
S. McNair	5	17	9	0		A. Smith	3	33	20	0
R. Thomas	3	5	4	0		B. Bennett	1	1	1	0
						C. Groce	1	0	0	0
TOTALS	44	203	17	1		TOTALS	20	129	80	1

	TITANS	ALL	Cmp	Yds	TD-I	BENGALS	ALL	Cmp	Yds	TD-I
S. McNair	31	19	230	1-1		A. Smith	23	10	85	0-0
TOTALS	31	19	230	1-1		TOTALS	23	10	85	0-0

	TITANS	No	Yds	Lg	TD	BENGALS	No	Yds	Lg	TD
F. Wycheck	7	68	19	0		R. Dugans	3	25	16	0
D. Mason	6	65	19	1		B. Bennett	1	17	17	0
E. George	3	23	24	0		M. Battaglia	1	15	15	0
C. Sanders	2	56	40	0		P. Warrick	1	10	10	0
E. Kinney	1	8	8	0		C. Dillon	1	7	7	0
						D. Griffin	1	5	5	0
						T. McGee	1	4	4	0
						C. Groce	1	2	2	0
TOTALS	19	230	40	1		TOTALS	10	85	17	0

INDIVIDUAL DEFENSE

TENNESSEE — Leading Tacklers: R. Godfrey 6-0-6, E. Robinson 6-0-6. Sacks: K. Holmes 1-1. Int.: None. FF: K. Holmes 1. FR: J. Thornton 1-0.

CINCINNATI — Leading Tacklers: T. Spikes 9-0-9, M. Bankston 6-3-9. Sacks: S. Foley 1-9, G. Steele 1-7. Int.: D. Williams 1-36 (TD). FF: D. Williams 1. FR: R. Heath 1-0.

Game 6 Pittsburgh 15, Bengals 0**Sunday, Oct. 15, at Three Rivers Stadium**

The Bengals got another solid defensive effort, but suffered their team-record third shutout in a season just six games into the campaign. The Steelers gained only 274 yards and were held to 4-of-17 on third-down conversions, but Pittsburgh got all the points it would need when QB Kent Graham connected with WR Hines Ward for a 77-yard TD on the game's second scrimmage play. Akili Smith started at QB for Cincinnati for the sixth straight game, but he was replaced by Scott Mitchell late in the third quarter with the Bengals trailing 13-0. Smith completed 10 of 20 passes for 97 yards with no TDs or INTs. Mitchell was held to 4 completions in 16 attempts for 39-0-2, and HB Corey Dillon was limited to 36 rushing yards on 15 carries. The Bengals fell to 0-6, and Pittsburgh won its third straight in improving to 3-3.

Cincinnati	0	0	0	0	—	0
Pittsburgh	7	3	3	2	—	15

TEAM	SCORING PLAY	QTR-LEFT
Pitt.	H. Ward 77 pass from K. Graham (K. Brown kick)	1-13:53
Pitt.	K. Brown 36 field goal	2-10:04
Pitt.	K. Brown 28 field goal	3-2:19
Pitt.	Smith sacked in end zone by J. Porter for safety	4-6:32

Missed FG: None.
Attendance: 54,328. Time: 3:13.

	CINCINNATI	PITTSBURGH
First downs	12	13
Third down conversions-attempts	3-17	4-17
Total net yards	232	274
Net yards rushing	120	103
Net yards passing	112	171
Pass attempts-completions-interceptions	36-14-2	33-13-0
Sacks against-yards lost	4-24	1-2
Punts-average	10-44.3	12-43.8
Punt returns-yards	6-40	6-78
Kickoff returns-yards	3-49	2-35
Penalties-yards	6-46	8-65
Fumbles-lost	1-1	0-0
Time of possession	28:39	31:21

	BENGALS	ALL	Yds	Lg	TD	STEELERS	ALL	Yds	Lg	TD
P. Warrick	2	48	46	0		J. Bettis	29	101	13	0
C. Dillon	15	36	12	0		K. Graham	2	4	5	0
A. Smith	3	24	21	0		R. Huntley	1	-2	-2	0
C. Kuvon	3	12	5	0						
B. Bennett	2	5	5	0						
N. Rackers	1	-5	-5	0						
TOTALS	26	120	46	0		TOTALS	32	103	13	0

	BENGALS	ALL	Cmp	Yds	TD-I	STEELERS	ALL	Cmp	Yds	TD-I
A. Smith	20	10	97	0-0		K. Graham	33	13	173	1-0
S. Mitchell	16	4	39	0-2						
TOTALS	36	14	136	0-2		TOTALS	33	13	173	1-0

	BENGALS	No	Yds	Lg	TD	STEELERS	No	Yds	Lg	TD
P. Warrick	4	21	10	0		P. Burress	4	33	12	0
T. McGee	3	23	10	0		B. Shaw	3	36	14	0
R. Dugans	2	29	17	0		H. Ward	2	91	77	1
C. Yeast	1	22	22	0		C. Fuamatu	1	1	1	0
D. Griffin	1	16	16	0		M. Alatala	2	1	4	0
M. Battaglia	1	14	14	0		T. Edwards	1	7	7	0
C. Dillon	1	9	9	0		M. Bruener	1	5	5	0
C. Groce	1	2	2	0						
TOTALS	14	136	22	0		TOTALS	13	173	77	1

INDIVIDUAL DEFENSE

CINCINNATI — Leading Tacklers: C. Carter 7-2-9, T. Spikes 7-2-9. Sacks: R. Wilson 1-2. Int.: None. FF: None. FR: None.

PITTSBURGH — Leading Tackler: D. Washington 10-0-10. Sacks: J. Porter 3-19, J. Gildon 1-5. Int.: D. Washington 1-30, B. Alexander 1-15. FF: J. Porter 1. FR: J. Gildon 1-0.

Game 7 Bengals 31, Denver 21

Sunday, Oct. 22, at Paul Brown Stadium

HB Corey Dillon rushed for an NFL-record 278 yards on 22 carries and scored two TDs to lead the Bengals to their first victory of the season. WR Peter Warrick added 90 rushing yards, including a 77-yard TD on a reverse, as the Bengals set a team record with 407 total rushing yards, fifth-most in NFL history. Cincinnati also set a team record for fewest pass completions with 2, but the rushing offense was enough to carry the day. The Broncos gained 500 yards in net offense, but the Bengals blunted the Denver attack with 3 takeaways on defense—two fumble recoveries and an interception. LB Steve Foley forced both lost Denver fumbles. The Bengals overcame a 14-3 deficit to lead 24-14, but saw the Broncos close the gap to 24-21 with 3:43 to play. Dillon, however, scored the clinching TD on a 41-yard run with 1:49 remaining. Dillon also scored on a 65-yard run earlier in the fourth quarter. The Bengals improved to 1-6, while Denver fell to 4-4.

Denver	7	7	0	7	—	21
Cincinnati	0	10	7	14	—	31

TEAM	SCORING PLAY	QTR-LEFT
Den.	D. Smith 1 pass from B. Griese (J. Elam kick)	1-8:13
Cin.	N. Rackers 24 field goal	2-12:41
Den.	M. Anderson 3 run (J. Elam kick)	2-5:40
Cin.	P. Warrick 77 run (N. Rackers kick)	2-5:13
Cin.	B. Bennett 19 run (N. Rackers kick)	3-8:53
Cin.	C. Dillon 65 run (N. Rackers kick)	4-4:58
Den.	R. Smith 28 pass from B. Griese (J. Elam kick)	4-3:43
Cin.	C. Dillon 41 run (N. Rackers kick)	4-1:49

Missed FG: J. Elam, Den. (48WR, 48WR).
Attendance: 61,603. Time: 3:18.

	DENVER	CINCINNATI
First downs	32	15
Third down conversions-attempts	4-11	5-11
Total net yards	500	421
Net yards rushing	142	407
Net yards passing	358	14
Pass attempts-completions-interceptions	45-30-1	14-2-0
Sacks against-yards lost	2-7	2-20
Punts-average	2-34.5	5-46.6
Punt returns-yards	2-10	0-0
Kickoff returns-yards	5-116	4-85
Fumbles-lost	3-2	1-1
Time of possession	37:33	22:27

	BRONCOS	Alt	Yds	Lg	TD	RUSHING	Alt	Yds	Lg	TD
M. Anderson	19	92	15	1	0	C. Dillon	22	278	65	2
K. Coleman	10	34	14	0	0	P. Warrick	3	90	77	1
B. Griese	3	16	8	0	0	B. Bennett	7	19	19	1
						A. Smith	3	12	11	0
						S. Mitchell	2	8	9	0
TOTALS	32	142	15	1	0	TOTALS	37	407	77	4

	BRONCOS	Alt	Cmp	Yds	TD-I	PASSING	Alt	Cmp	Yds	TD-I
B. Griese	45	30	365	2-1	0-0	A. Smith	9	2	34	0-0
						S. Mitchell	5	0	0	0-0
TOTALS	45	30	365	2-1	0-0	TOTALS	14	2	34	0-0

	BRONCOS	No	Yds	Lg	TD	RECEIVING	No	Yds	Lg	TD
E. McCaffrey	10	136	25	0	0	T. McGee	1	25	25	0
R. Smith	7	110	28	1	0	P. Warrick	1	9	9	0
De. Clark	6	44	18	0	0					
D. Carswell	4	68	35	0	0					
M. Anderson	2	6	4	0	0					
D. Smith	1	1	1	1	0					
TOTALS	30	365	35	2	0	TOTALS	2	34	25	0

INDIVIDUAL DEFENSE

DENVER — Leading Tackler: B. Jenkins 6-0-6. Sacks: M. Reagor 1-11, A. Wilson 1-9. Int.: None. FF: B. Romanowski 1. FR: E. Brown 1-8.

CINCINNATI — Leading Tackler: T. Spikes 9-1-10. Sacks: C. Curtis 1-5, S. Foley 1-2. Int.: C. Carter 1-6. FF: S. Foley 2. FR: R. Wilson 1-3, C. Carter 1-0.

Game 8 Bengals 12, Cleveland 3

Sunday, Oct. 29, at Cleveland Browns Stadium

The Bengals controlled the game with 51 rushing attempts and 36:42 possession time in stifling the Browns and gaining their second straight win. Corey Dillon's 137 yards led a 181-yard Bengals rushing output, and the Browns were held to 182 total yards, the fewest allowed by Cincinnati in a span of 42 games. Dillon's 1-yard TD run put the Bengals ahead 7-0 early in the second quarter, and a 39-yard Neil Rackers field goal made it 10-0 early in the third quarter. A pass interference penalty gave the Browns a first down at the Bengals 1 late in the third quarter, but Oliver Gibson, Armegis Spearman and Billy Granville led a defensive stand that forced Cleveland to settle for a field goal. The Bengals added a safety in the fourth quarter when DE Vaughn Booker was held by Browns T. Roman Oben in the end zone. The Bengals improved to 2-6 and the Browns fell to 2-7.

Cincinnati	0	7	3	2	—	12
Cleveland	0	0	3	0	—	3

TEAM	SCORING PLAY	QTR-LEFT
Cin.	C. Dillon 1 run (N. Rackers kick)	2-12:14
Cin.	N. Rackers 39 field goal	3-9:53
Cle.	P. Dawson 18 field goal	3-1:56
Cin.	Penalty on Cleveland enforced in end zone for safety	4-8:26

Missed FG: None.
Attendance: 73,118. Time: 2:51.

	CINCINNATI	CLEVELAND
First downs	18	10
Third down conversions-attempts	7-17	3-14
Total net yards	253	182
Net yards rushing	192	54
Net yards passing	61	128
Pass attempts-completions-interceptions	20-7-1	32-13-1
Sacks against-yards lost	4-23	2-19
Punts-average	8-39.6	8-42.4
Punt returns-yards	3-21	3-47
Kickoff returns-yards	3-68	3-69
Penalties-yards	6-84	9-71
Fumbles-lost	2-0	0-0
Time of possession	36:42	23:18

	BENGALS	Alt	Yds	Lg	TD	RUSHING	Alt	Yds	Lg	TD
C. Dillon	27	137	25	1	0	T. Pritchett	16	40	10	0
B. Bennett	17	39	6	0	0	D. Pederson	2	10	8	0
A. Smith	5	12	10	0	0	J. White	2	4	4	0
C. Keaton	1	3	3	0	0					
P. Warrick	1	1	1	0	0					
TOTALS	51	192	25	1	0	TOTALS	20	54	10	0

	BENGALS	Alt	Cmp	Yds	TD-I	PASSING	Alt	Cmp	Yds	TD-I
A. Smith	20	7	84	0-1	0-1	S. Wynn	16	7	82	0-1
						D. Pederson	16	6	65	0-0
TOTALS	20	7	84	0-1	0-1	TOTALS	32	13	147	0-1

	BENGALS	No	Yds	Lg	TD	RECEIVING	No	Yds	Lg	TD
P. Warrick	3	25	10	0	0	K. Johnson	6	102	32	0
B. Bennett	1	21	21	0	0	D. Northcutt	4	23	10	0
C. Yeast	1	19	19	0	0	M. Edwards	1	12	12	0
T. McGee	1	13	13	0	0	D. Palten	1	7	7	0
M. Ballagha	1	5	6	0	0	A. Shea	1	3	3	0
TOTALS	7	84	21	0	0	TOTALS	13	147	32	0

INDIVIDUAL DEFENSE

CINCINNATI — Leading Tackler: M. Bankston 6-1-7. Sacks: C. Hall 1-10, C. Carter 1-9. Int.: T. Carter 1-30. FF: None. FR: None.

CLEVELAND — Leading Tackler: W. Rainer 10-0-10. Sacks: W. Rainer 1-8, D. McCutcheon 1-6, M. Moore 1-4, C. Brown 0.5-2.5, O. Royce 0.5-2.5. Int.: W. Rainer 1-5. FF: None. FR: None.

Game 9 Baltimore 27, Bengals 7

Sunday, Nov. 5, at Paul Brown Stadium

Baltimore's league-leading rushing defense was an easy winner in its battle against the Bengals' top-ranked rushing offense, and the Ravens were in control of the game early with a 24-0 halftime lead. Bengals HB Corey Dillon, who had rushed for 415 yards in the previous two games, was held to 23 yards on 16 carries by the Ravens. Baltimore posted three TDs in the second quarter, all on passes by Trent Diller. The Ravens QB connected for scores on 14 yards to Brandon Stokley, 18 yards to Shannon Sharpe and 19 yards to Sharpe. Baltimore's Jamal Lewis rushed for 109 yards on 22 carries. The Bengals scored their only TD on a 4-yard run by WR Peter Warrick, who lined up under center, took the snap and passed on a sweep to the right side. Warrick's TD was set up by a 27-yard Craig Yeast punt return to the Ravens 15. The Bengals fell to 2-7 on the season while Baltimore improved to 6-4.

Baltimore	3	21	0	3	—	27
Cincinnati	0	0	7	0	—	7

TEAM	SCORING PLAY	QTR-LEFT
Balt.	M. Stover 38 field goal	1-2:28
Balt.	B. Stokley 14 pass from T. Diller (M. Stover kick)	2-14:07
Balt.	S. Sharpe 18 pass from T. Diller (M. Stover kick)	2-6:25
Balt.	S. Sharpe 19 pass from T. Diller (M. Stover kick)	2-2:04
Cin.	P. Warrick 4 run (N. Rackers kick)	3-6:13
Balt.	M. Stover 32 field goal	4-8:58

Missed FG: None.

Attendance: 54,759. Time: 2:54.

	BALTIMORE	CINCINNATI
First downs	19	11
Third down conversions-attempts	6-15	3-13
Total net yards	378	174
Net yards rushing	142	44
Net yards passing	236	130
Pass attempts-completions-interceptions	34-23-0	27-15-0
Sacks against-yards lost	1-8	3-7
Punts-average	6-41.0	8-43.4
Punt returns-yards	2-28	3-43
Kickoff returns-yards	1-26	6-144
Penalties-yards	6-50	6-40
Fumbles-lost	0-0	2-1
Time of possession	33:13	26:47

	RAVENS	ALT	Yds	Lg	TD	BENGALS	ALT	Yds	Lg	TD
J. Lewis	22	109	22	0	0	C. Dillon	16	23	8	0
P. Johnson	1	19	19	0	0	C. Keaton	2	9	8	0
P. Holmes	3	8	4	0	0	A. Smith	4	8	3	0
T. Diller	5	6	6	0	0	B. Bennett	2	7	4	0
						P. Warrick	2	-3	4	1
TOTALS	31	142	22	0	0	TOTALS	26	44	8	1

	RAVENS	ALT	Cmp	Yds	TD-1	BENGALS	ALT	Cmp	Yds	TD-1
T. Diller	34	23	244	3-0	0	A. Smith	27	15	137	0-0
TOTALS	34	23	244	3-0	0	TOTALS	27	15	137	0-0

	RAVENS	No	Yds	Lg	TD	BENGALS	No	Yds	Lg	TD
S. Sharpe	7	66	19	2	0	B. Bennett	4	19	7	0
D. Ison	4	42	13	0	0	C. Yeast	3	26	12	0
J. Lewis	4	25	9	0	0	T. McGee	2	41	39	0
Ja. Lewis	3	70	45	0	0	P. Warrick	2	22	11	0
P. Johnson	2	24	13	0	0	M. Battaglia	2	11	7	0
B. Stokley	1	14	14	1	0	C. Dillon	1	9	9	0
S. Gash	1	3	3	0	0	R. Dugans	1	9	9	0
P. Holmes	1	0	0	0	0					
TOTALS	23	244	45	3	0	TOTALS	15	137	39	0

INDIVIDUAL DEFENSE

BALTIMORE — Leading Tacklers: R. Woodson 6-0-6; R. Lewis 5-1-6; Sacks: P. Boulware 2-4; M. McCrary 1-3; Int.: None; FF: P. Boulware 1; FR: M. McCrary 1-0

CINCINNATI — Leading Tackler: D. Williams 9-3-12; Sacks: C. Hall 1-8; Int.: None; FF: None; FR: None.

Game 10 Dallas 23, Bengals 6

Sunday, Nov. 12, at Texas Stadium

The Bengals held Dallas running star Emmitt Smith to 16 yards on 17 carries, but Dallas QB Troy Aikman passed for 308 yards, the most against Cincinnati through the first 10 games. Aikman tossed a 35-yard TD pass to James McKnight to overcome an early 3-0 Cincinnati lead, and kicker Tim Seder scored the rest of the Cowboys' points with three field goals and a 1-yard TD run on a fake field-goal try. Cincinnati's Corey Dillon rushed for 94 yards on 20 carries, but the Bengals could manage only 56 net passing yards. The Bengals fell to 2-8 while the Cowboys improved to 4-6.

Cincinnati	0	6	0	0	—	6
Dallas	0	7	13	3	—	23

TEAM	SCORING PLAY	QTR-LEFT
Cin.	N. Rackers 22 field goal	2-10:55
Dall.	J. McKnight 35 pass from T. Aikman (T. Seder kick)	2-8:40
Cin.	N. Rackers 37 field goal	2-4:14
Dall.	T. Seder 43 field goal	3-9:46
Dall.	T. Seder 1 run (T. Seder kick)	3-6:22
Dall.	T. Seder 35 field goal	3-1:56
Dall.	T. Seder 42 field goal	4-9:49

Missed FG: T. Seder, Dall. (39WR, 44WL, 51WR).

Attendance: 62,170. Time: 3:12.

	CINCINNATI	DALLAS
First downs	15	22
Third down conversions-attempts	5-15	7-15
Total net yards	195	405
Net yards rushing	139	97
Net yards passing	56	308
Pass attempts-completions-interceptions	25-10-1	37-24-0
Sacks against-yards lost	3-12	0-0
Punts-average	3-36.7	0-0.0
Punt returns-yards	0-0	2-11
Kickoff returns-yards	6-18	3-51
Penalties-yards	7-94	13-100
Fumbles-lost	2-1	2-1
Time of possession	24:35	35:25

	BENGALS	Alt	Yds	Lg	TD	COWBOYS	Alt	Yds	Lg	TD
C. Dillon	20	94	13	0	0	C. Warren	9	59	22	0
A. Smith	5	25	17	0	0	E. Smith	17	16	6	0
B. Bennett	5	24	8	0	0	W. McGarity	2	15	9	0
D. Pope	1	0	0	0	0	B. Thomas	2	7	6	0
P. Warrick	1	-4	-4	0	0	T. Seder	1	1	1	1
						T. Aikman	1	-1	-1	0

TOTALS	32	139	17	0	0	TOTALS	32	97	22	1
--------	----	-----	----	---	---	--------	----	----	----	---

	BENGALS	Alt	Cmp	Yds	TD-1	COWBOYS	Alt	Cmp	Yds	TD-1
A. Smith	25	10	68	0-1	0	T. Aikman	37	24	308	1-0
TOTALS	25	10	68	0-1	0	TOTALS	37	24	308	1-0

	BENGALS	No	Yds	Lg	TD	COWBOYS	No	Yds	Lg	TD
P. Warrick	4	36	15	0	0	J. McKnight	8	164	35	1
T. McGee	2	14	12	0	0	W. McGarity	4	51	25	0
C. Yeast	2	8	7	0	0	C. Warren	4	23	7	0
M. Battaglia	1	7	7	0	0	J. Harris	3	15	6	0
N. Williams	1	3	3	0	0	R. Thomas	2	9	8	0
						E. Smith	1	19	19	0
						J. Tucker	1	14	14	0
						D. LaFleur	1	13	13	0
TOTALS	10	68	15	0	0	TOTALS	24	308	35	1

INDIVIDUAL DEFENSE

CINCINNATI — Leading Tackler: D. Williams 10-10-10; Sacks: None; Int.: None; FF: C. Carter 1; D. Williams 1; FR: T. Spikes 1-0

DALLAS — Leading Tackler: D. Coakley 6-1-7; Sacks: E. Ekuban 1-7; G. Ellis 1-4; B. Noble 1-1; Int.: D. Nguyen 1-7; FF: E. Ekuban 1; FR: E. Ekuban 1-0

Game 11 New England 16, Bengals 13

Sunday, Nov. 19, at Foxboro Stadium

The Bengals rallied from deficits of 7-0 and 10-7 to take a 13-10 lead in the third quarter, but the Patriots came back with a pair of field goals in the fourth quarter, winning the game on Adam Vinatieri's 22-yard kick with :03 to play. Scott Mitchell took over in place of Akili Smith as Cincinnati's starting QB and completed 20 of 38 passes for 236 yards, 1 TD and 1 INT. The Bengals outgained New England 365 yards to 291 and posted their most net passing yards (228) of the season. Cincinnati halted a streak of 28 consecutive quarters without a TD pass when Mitchell connected with WR Peter Warrick for a 13-yard aerial score in the second quarter. Bengals HB Corey Dillon rushed for 79 yards, raising his season total to 934, but the Bengals lost for only the fourth time in 16 games in which Dillon had 22 or more carries. He had 28 carries against the Pats. The Bengals fell to 2-9 on the season while New England improved to 3-8.

Cincinnati	0	10	3	0	—	13
New England	7	3	0	6	—	16

TEAM	SCORING PLAY	QTR-LEFT
N.E.	T.Carter 1 run (A.Vinatieri kick)	1-1:57
Cin.	P.Warrick 13 pass from S.Mitchell (N.Rackers kick)	2-6:00
N.E.	A.Vinatieri 38 field goal	2-1:59
Cin.	N.Rackers 28 field goal	2-0:00
Cin.	N.Rackers 45 field goal	3-6:42
N.E.	A.Vinatieri 21 field goal	4-14:57
N.E.	A.Vinatieri 22 field goal	4-0:03

Missed FG: N.Rackers, Cin. (30LU)
Attendance: 60,292. Time: 3:05.

CINCINNATI NEW ENGLAND

First downs	25	17
Third down conversions-attempts	10-17	5-13
Total net yards	365	291
Net yards rushing	137	89
Net yards passing	228	252
Pass attempts-completions-interceptions	38-20-1	36-22-1
Sacks against-yards lost	1-6	1-6
Punts-average	5-42.8	6-43.8
Punt returns-yards	2-10	2-11
Kickoff returns-yards	5-83	3-61
Penalties-yards	8-75	9-69
Fumbles-lost	2-1	2-0
Time of possession	32:28	27:32

RUSHING				PATRIOTS			
BENGALS	Att	Yds	Lg	TD	Att	Yds	Lg
C.Dillon	28	79	9	0	P.Pass	12	39
B.Bennett	7	32	7	0	K.Faulk	1	4
C.Yeast	1	15	15	0	D.Bledsoe	5	-4
S.Mitchell	1	11	0	0	T.Carter	4	0
TOTALS	37	137	15	0	TOTALS	22	39

PASSING				PATRIOTS			
BENGALS	Att	Cmp	Yds	TD-I	Att	Cmp	Yds
S.Mitchell	38	20	236	1-1	D.Bledsoe	36	22
TOTALS	38	20	236	1-1	TOTALS	36	22

RECEIVING				PATRIOTS			
BENGALS	No	Yds	Lg	TD	No	Yds	Lg
P.Warrick	7	79	22	1	T.Glenn	11	129
C.Yeast	4	57	20	0	T.Brown	8	110
D.Farmer	3	36	15	0	P.Pass	2	15
T.McGee	2	26	16	0	R.Rutledge	1	3
C.Dillon	2	18	10	0			
N.Williams	1	17	17	0			
M.Battaglia	1	3	3	0			
TOTALS	20	236	22	1	TOTALS	22	258

INDIVIDUAL DEFENSE

CINCINNATI — Leading Tackler: T.Spikes 7-1-8. Sacks: D.Gibson 1-6. Int.: R.Bean 1-0. FF: None. FR: None.
NEW ENGLAND — Leading Tackler: L.Milloy 10-4-14. Sacks: G.Spikes 1-8. Int.: L.Milloy 1-2. FF: L.Milloy 1, G.Spikes 1. FR: D.Smith 1-12.

Game 12 Pittsburgh 48, Bengals 28

Sunday, Nov. 26, at Paul Brown Stadium

The Bengals rushed for 209 yards, their third-highest total of the season, but they were plagued by 8 fumbles (3 lost) while the defense had no takeaways. Corey Dillon rushed for 128 yards and 2 TDs, and his 4-yard run in the third quarter narrowed Pittsburgh's lead to 24-21. But the Steelers struck for three TDs over the final 6:16 of the third period to secure victory. Steelers QB Kordell Stewart tied a career high with 3 TD passes, connecting with Hines Ward for 34 yards, Mark Bruener for 11 yards and Bobby Shaw for 45 yards. QB Akili Smith returned to the starting lineup after a one-week absence, replacing the injured Scott Mitchell, and completed 10 of 20 passes for 129 yards, 1 TD and no INTs. The Bengals dipped to 2-10 on the season while Pittsburgh improved to 6-6.

Pittsburgh	14	10	21	3	—	48
Cincinnati	7	7	7	7	—	28

TEAM	SCORING PLAY	QTR-LEFT
Pitt	H.Ward 34 pass from K.Stewart (K.Brown kick)	1-12:06
Cin.	B.Bennett 37 run (N.Rackers kick)	1-10:04
Pitt	K.Stewart 1 run (K.Brown kick)	1-3:43
Cin.	C.Dillon 20 run (N.Rackers kick)	2-13:56
Pitt	M.Bruener 11 pass from K.Stewart (K.Brown kick)	2-8:00
Pitt	K.Brown 44 field goal	2-0:16
Cin.	C.Dillon 4 run (N.Rackers kick)	3-9:48
Pitt	B.Shaw 45 pass from K.Stewart (K.Brown kick)	3-6:16
Pitt	J.Bettis 7 run (K.Brown kick)	3-1:31
Pitt	J.Gildon 22 fumble return (K.Brown kick)	3-0:00
Cin.	P.Warrick 5 pass from A.Smith (N.Rackers kick)	4-2:50
Pitt	K.Brown 28 field goal	4-1:49

Missed FG: None.
Attendance: 63,925. Time: 2:55.

	PITTSBURGH	CINCINNATI
First downs	21	23
Third down conversions-attempts	9-15	4-12
Total net yards	372	309
Net yards rushing	185	209
Net yards passing	187	100
Pass attempts-completions-interceptions	22-12-0	20-10-4
Sacks against-yards lost	4-22	4-29
Punts-average	4-41.0	4-35.5
Punt returns-yards	2-5	3-0
Kickoff returns-yards	3-44	6-36
Penalties-yards	4-35	3-15
Fumbles-lost	8-0	8-3
Time of possession	30:49	29:11

RUSHING				BENGALS			
STEELERS	Att	Yds	Lg	TD	Att	Yds	Lg
J.Bettis	23	93	13	1	C.Dillon	23	128
H.Ward	2	38	23	0	B.Bennett	5	55
K.Stewart	6	31	12	1	N.Williams	5	16
R.Huntley	2	20	12	0	A.Smith	6	15
A.Zerose	3	5	2	0	P.Warrick	2	-5
K.Graham	2	-2	-1	0			
TOTALS	38	185	23	2	TOTALS	41	209

PASSING				BENGALS			
STEELERS	Att	Cmp	Yds	TD-I	Att	Cmp	Yds
K.Stewart	20	11	182	3-0	A.Smith	20	10
K.Graham	2	1	27	0-0			
TOTALS	22	12	209	3-0	TOTALS	20	129

RECEIVING				BENGALS			
STEELERS	No	Yds	Lg	TD	No	Yds	Lg
H.Ward	4	70	34	1	D.Farmer	3	59
B.Shaw	2	65	45	1	P.Warrick	3	25
M.Bruener	2	25	14	1	C.Yeast	2	37
T.Edwards	1	27	27	0	B.Bennett	2	8
C.Hawkins	1	17	17	0			
M.Cushing	1	5	5	0			
J.Bettis	1	-1	-1	0			
TOTALS	12	209	45	3	TOTALS	10	129

INDIVIDUAL DEFENSE

PITTSBURGH — Leading Tackler: L.Flowers 11-0-11. Sacks: J.Gildon 2-16. D.Townsend 1-7. J.Porter 1-6. Int.: None. FF: J.Gildon 2. L.Flowers 1. FR: J.Gildon 1-22 (TD), C.Sullivan 1-0.
CINCINNATI — Leading Tackler: J.Copeland 6-0-6. A.Ross 6-0-6. D.Williams 6-0-6. T.Spikes 4-2-6. Sacks: C.Hall 1-10, A.Ross 1-6, C.Curtis 1-4, S.Foley 1-2. Int.: None. FF: None. FR: None.

Game 13 Bengals 24, Arizona 13

Sunday, Dec. 3, at Paul Brown Stadium

The Bengals dominated early, taking a 21-0 lead with 11:34 left in the third quarter, then withstood an Arizona comeback threat to extend their all-time home record against the Cardinals to 5-0. Arizona was trailing 21-13 and driving for a possible tying score when Bengals CB Tom Carter intercepted a Jake Plummer pass at the Cincinnati 7. The offense responded after a 10-yard Carter return with a 17-play drive to a Neil Rackers field goal with just 1:02 to play. Corey Dillon led the Bengals' rushing attack with 216 yards and in the process set a new Bengals season rushing record at 1278. The Bengals improved to 3-10; the Cardinals fell to 3-10.

Arizona	0	0	7	6	—	13
Cincinnati	7	7	7	3	—	24

TEAM	SCORING PLAY	QTR-LEFT
Cin.	T. McGee 2 pass from S. Mitchell (N. Rackers kick)	1-10:46
Cin.	C. Dillon 1 run (N. Rackers kick)	2-0:46
Cin.	B. Bennett 7 run (N. Rackers kick)	3-11:34
Ariz.	D. Boston 38 pass from J. Plummer (C. Blanchard kick)	3-4:08
Ariz.	D. Boston 15 pass from J. Plummer (kick failed WL)	4-13:45
Cin.	N. Rackers 32 field goal	4-1:02

Missed FG: C. Blanchard, Ariz. (31RU); N. Rackers, Cin. (36WL, 45 WR)
Attendance: 50,289. Time: 3:09.

	ARIZONA	CINCINNATI
First downs	15	27
Third down conversions-attempts	7-15	9-17
Total net yards	340	388
Net yards rushing	72	292
Net yards passing	268	106
Pass attempts-completions-interceptions	44-22-1	23-11-1
Sacks against-yards lost	1-10	1-3
Punts-average	3-39.3	4-32.8
Punt returns-yards	4-19	1-10
Kickoff returns-yards	5-114	3-38
Penalties-yards	6-39	5-47
Fumbles-lost	1-1	1-0
Time of possession	24:12	35:48

	CARDINALS	Att	Yds	Lg	TD	RUSHING	BENGALS	Att	Yds	Lg	TD
M. Pittman	19	72	13	0	0	C. Dillon	35	216	57	1	1
						B. Bennett	17	62	14	1	1
						N. Williams	1	8	8	0	0
						S. Mitchell	1	6	6	0	0

TOTALS	19	72	13	0	0	TOTALS	54	292	57	2	2
--------	----	----	----	---	---	--------	----	-----	----	---	---

	CARDINALS	Att	Cmp	Yds	TD-I	PASSING	BENGALS	Att	Cmp	Yds	TD-I
J. Plummer	44	22	278	2-1	0	S. Mitchell	23	11	109	1-1	0
TOTALS	44	22	278	2-1	0	TOTALS	23	11	109	1-1	0

	CARDINALS	No	Yds	Lg	TD	RECEIVING	BENGALS	No	Yds	Lg	TD
D. Boston	9	184	51	2	0	P. Warrick	3	42	22	0	0
M. Pittman	6	31	9	0	0	T. McGee	3	23	16	1	1
F. Sanders	3	21	11	0	0	C. Yeast	2	15	10	0	0
M. Jenkins	2	35	20	0	0	N. Williams	1	15	15	0	0
C. Williams	1	5	5	0	0	B. Bennett	1	8	8	0	0
C. Gedney	1	2	2	0	0	M. Battaglia	1	6	6	0	0
TOTALS	22	278	51	2	0	TOTALS	11	109	22	1	1

INDIVIDUAL DEFENSE
ARIZONA — Leading Tackler: K. Lassiter 10-12. Sacks: R. Fredrickson 1-3. Int.: A. Williams 1-7. FF: R. Davis 1. FR: None.
CINCINNATI — Leading Tackler: R. Heath 8-0. Sacks: G. Steele 1-10. Int.: T. Carter 1-10. FF: None. FR: None.

Game 14 Tennessee 35, Bengals 3

Sunday, Dec. 10, at Adelphia Coliseum

The Titans dominated all the way in posting their largest winning margin over the Bengals since the franchise moved from Houston to Tennessee. The Bengals allowed 443 yards, second-most of the season by a Cincinnati opponent, and gained only 171, their second-fewest of the season. Titans starting QB Steve McNair threw 3 TDs and no INTs, connecting with WR Yancey Thigpen on a 56-yarder in the first quarter and with RB Eddie George for scores of 7 yards in the second quarter and 3 yards in the third quarter. Backup QB Neil O'Donnell also had a TD pass for the Titans on a 1-yarder in the fourth quarter. Neil Rackers got the only Bengals score on a 45-yard field goal in the second quarter. Bengals HB Corey Dillon, working to extend his team-record for rushing yards in a season, was held to 42 yards on 18 carries and finished the game with 1320 yards for the year. The Titans went to 11-3 on the season and clinched a playoff spot, while the Bengals fell to 3-11 in losing their fifth straight game to their division rival.

Cincinnati	0	3	0	0	—	3
Tennessee	14	7	7	7	—	35

TEAM	SCORING PLAY	QTR-LEFT
Tenn.	Y. Thigpen 56 pass from S. McNair (A. Del Greco kick)	1-8:45
Tenn.	E. George 5 run (A. Del Greco kick)	1-2:48
Cin.	N. Rackers 45 field goal	2-13:57
Tenn.	E. George 7 pass from S. McNair (A. Del Greco kick)	2-8:57
Tenn.	E. George 3 pass from S. McNair (A. Del Greco kick)	3-8:53
Tenn.	L. Neal 1 pass from N. O'Donnell (A. Del Greco kick)	4-8:23

Missed FG: None.
Attendance: 60,498. Time: 2:59.

	CINCINNATI	TENNESSEE
First downs	9	21
Third down conversions-attempts	3-15	10-18
Total net yards	171	443
Net yards rushing	60	331
Net yards passing	111	112
Pass attempts-completions-interceptions	26-12-0	33-23-0
Sacks against-yards lost	4-20	2-14
Punts-average	9-44.6	5-41.3
Punt returns-yards	3-15	2-28
Kickoff returns-yards	6-120	2-58
Penalties-yards	4-34	7-39
Fumbles-lost	0-0	4-1
Time of possession	25:12	34:48

	BENGALS	Att	Yds	Lg	TD	RUSHING	TITANS	Att	Yds	Lg	TD
C. Dillon	18	42	11	0	0	E. George	24	81	14	1	1
S. Mitchell	2	14	7	0	0	R. Thomas	5	23	7	0	0
N. Williams	1	7	7	0	0	S. McNair	3	10	9	0	0
B. Bennett	1	-3	3	0	0	D. Mason	1	1	1	0	0
						N. O'Donnell	3	-3	-1	0	0

TOTALS	25	60	11	0	0	TOTALS	36	112	14	1	1
--------	----	----	----	---	---	--------	----	-----	----	---	---

	BENGALS	Att	Cmp	Yds	TD-I	PASSING	TITANS	Att	Cmp	Yds	TD-I
S. Mitchell	26	12	131	0-0	0	S. McNair	26	16	229	3-0	0
						N. O'Donnell	6	6	93	1-0	0
						FWYcheck	1	1	23	0-0	0

TOTALS	26	12	131	0-0	0	TOTALS	33	23	345	4-0	0
--------	----	----	-----	-----	---	--------	----	----	-----	-----	---

	BENGALS	No	Yds	Lg	TD	RECEIVING	TITANS	No	Yds	Lg	TD
P. Warrick	2	32	17	0	0	D. Mason	5	92	25	0	0
B. Bennett	2	18	9	0	0	FWYcheck	5	41	15	0	0
C. Dillon	2	8	4	0	0	E. George	4	20	7	2	2
C. Yeast	1	27	27	0	0	Y. Thigpen	2	89	56	1	1
M. Battaglia	1	15	15	0	0	C. Pickens	2	56	38	0	0
D. Griffin	1	9	9	0	0	C. Sanders	2	38	29	0	0
T. McGee	1	9	9	0	0	E. Kinney	1	9	9	0	0
S. Bush	1	8	8	0	0	L. Neal	1	1	1	1	1
D. Farmer	1	5	5	0	0	R. Thomas	1	-1	-1	0	0

TOTALS	12	131	27	0	0	TOTALS	23	345	56	4	4
--------	----	-----	----	---	---	--------	----	-----	----	---	---

INDIVIDUAL DEFENSE
CINCINNATI — Leading Tackler: D. Williams 6-4-10. Sacks: R. Wilson 2-14. Int.: None. FF: R. Wilson 2, C. Carter 1. FR: T. Barnhill 1-0.
TENNESSEE — Leading Tackler: R. Godfrey 11-2-13. Sacks: G. Favours 1-5-9, J. Kearse 1-5-9, H. Ford 1-2. Int.: None. FF: None. FR: None.

Game 15 Bengals 17, Jacksonville 14

Sunday, Dec. 17, at Paul Brown Stadium

Playing under the second-coldest conditions of any home game in team history (9 degrees, minus-20 wind chill), the Bengals outscored Jacksonville 10-0 in the fourth quarter to secure the win. QB Scott Mitchell led a 10-play, 80-yard TD drive that began with 4:37 remaining, gaining 79 yards on 3 passes to WR Danny Farmer before running 12 yards for a game-tying TD with 1:15 remaining. (The Bengals sustained 21 yards lost on the drive, due to two penalties and a sack). After Mitchell's TD, Cincinnati's Tremaine Mack forced a fumble from KO returner Shyrone Smith, and Canale Curtis recovered for the Bengals at the Jaguars 34. The Bengals drove from there to a 27-yard, game-winning field goal by Neil Rackers as time expired. Cincinnati also scored on a spectacular 82-yard punt return by Peter Warrick in the second quarter. The Bengals improved to 4-11 while Jacksonville fell to 7-8.

Jacksonville	0	7	0	—	14
Cincinnati	0	0	7	10	17

TEAM	SCORING PLAY	QTR-LEFT
Jax.	Ji Smith 3 pass from M. Brunell (M. Hollis kick)	2-0:27
Cin.	P. Warrick 82 punt return (N. Rackers kick)	3-10:57
Jax.	F. Taylor 5 run (M. Hollis kick)	3-4:57
Cin.	S. Mitchell 12 run (N. Rackers kick)	4-1:15
Cin.	N. Rackers 27 field goal	4-0:00

Missed FG: M. Hollis, Jax. (28SH).
Attendance: 50,469. Time: 3:05.

JACKSONVILLE	CINCINNATI
First downs	17
Third down conversions-attempts	6-10
Total net yards	276
Net yards rushing	114
Net yards passing	162
Pass attempts-completions-interceptions	28-19-0
Sacks against-yards lost	1-8
Punts-average	8-29.9
Punt returns-yards	2-6
Kickoff returns-yards	3-59
Penalties-yards	6-47
Fumbles-lost	3-1
Time of possession	37:15

JAGUARS	Att	Yds	Lg	TD	BENGALS	Att	Yds	Lg	TD
F. Taylor	32	110	15	1	C. Dillon	17	76	25	0
M. Brunell	1	2	2	0	B. Bennett	7	14	5	0
S. Smith	1	2	2	0	S. Mitchell	1	12	12	1
					P. Warrick	2	4	3	0

TOTALS	34	114	15	1	TOTALS	27	106	25	1
--------	----	-----	----	---	--------	----	-----	----	---

JAGUARS	Att	Cmp	Yds	TD-I	BENGALS	Att	Cmp	Yds	TD-I
M. Brunell	28	19	170	1-0	S. Mitchell	22	10	171	0-1
TOTALS	28	19	170	1-0	TOTALS	22	10	171	0-1

JAGUARS	No	Yds	Lg	TD	BENGALS	No	Yds	Lg	TD
Ji. Smith	9	58	13	1	D. Farmer	5	102	38	0
K. McCordell	4	61	20	0	P. Warrick	3	38	25	0
K. Brady	4	38	13	0	N. Williams	2	31	20	0
F. Taylor	2	13	8	0					
TOTALS	19	170	20	1	TOTALS	10	171	38	0

INDIVIDUAL DEFENSE
JACKSONVILLE — Leading Tacklers: K. Hardy 5-1-6, S. Payne 4-2-6. Sacks: S. Payne 2-6, J. Smeenge 1-5, T. Brackens 1-3. Int.: M. Logan 1-14. FF: T. Brackens 1, K. Hardy 1. FR: K. Hardy 1-2, R. Stewart 1-0.
CINCINNATI — Leading Tackler: M. Roman 10-0-0. Sacks: T. Spikes 1-9. Int.: None. FF: A. Hawkins 1, M. Roman 1. FR: None.

Game 16 Philadelphia 16, Bengals 7

Sunday, Dec. 24, at Veterans Stadium

The Eagles booted to a 10-0 first-quarter lead, but the Cincinnati defense kept a sluggish offense in the game with the help of a season-high four takeaways. Cincinnati made a game of it in the fourth quarter, pulling within 13-7 with 3:12 to play as Scott Mitchell capped a 69-yard drive with a 17-yard TD pass to Peter Warrick. But the Eagles recovered an ensuing Bengals inside kick and drove 23 yards to a game-clinching 33-yard David Akers field goal with 1:48 remaining. The Bengals finished the season at 4-12, while the Eagles closed at 11-5 and gained home-field edge for the Wild Card round of the playoffs.

Cincinnati	0	0	0	7	—	7
Philadelphia	10	3	0	3	—	16

TEAM	SCORING PLAY	QTR-LEFT
Phil.	D. Akers 32 field goal	1-5:08
Phil.	C. Johnson 39 pass from D. McNabb (D. Akers kick)	1-3:57
Phil.	D. Akers 45 field goal	2-1:06
Cin.	P. Warrick 17 pass from S. Mitchell (N. Rackers kick)	4-3:12
Phil.	D. Akers 33 field goal	4-1:48

Missed FG: N. Rackers, Cin. (31LU); D. Akers, Phil. (41WR).
Attendance: 64,902. Time: 3:03.

CINCINNATI	PHILADELPHIA
First downs	15
Third down conversions-attempts	3-12
Total net yards	271
Net yards rushing	102
Net yards passing	169
Pass attempts-completions-interceptions	34-18-1
Sacks against-yards lost	2-14
Punts-average	5-37.4
Punt returns-yards	2-26
Kickoff returns-yards	5-86
Penalties-yards	6-39
Fumbles-lost	3-2
Time of possession	22:50

BENGALS	Att	Yds	Lg	TD	EAGLES	Att	Yds	Lg	TD
C. Dillon	16	39	8	0	C. Warren	15	42	11	0
B. Bennett	5	36	17	0	C. Martin	2	28	23	0
N. Williams	2	14	13	0	S. Pritchett	8	21	9	0
S. Mitchell	2	7	7	0	D. Audry	4	20	7	0
P. Warrick	1	6	6	0	D. McNabb	4	20	8	0
					B. Mitchell	1	7	7	0
					C. Johnson	1	0	0	0
TOTALS	26	102	17	0	TOTALS	35	138	23	0

BENGALS	Att	Cmp	Yds	TD-I	EAGLES	Att	Cmp	Yds	TD-I
S. Mitchell	34	18	183	1-1	D. McNabb	40	23	198	1-1
TOTALS	34	18	183	1-1	TOTALS	40	23	198	1-1

BENGALS	No	Yds	Lg	TD	EAGLES	No	Yds	Lg	TD
D. Farmer	5	54	15	0	C. Lewis	9	66	15	0
P. Warrick	3	38	17	1	C. Johnson	4	69	39	1
S. Bush	2	31	18	0	C. Martin	3	14	7	0
C. Yeast	2	16	13	0	S. Pritchett	2	20	11	0
R. Dugans	2	15	12	0	I. Small	2	18	10	0
M. Battaglia	2	9	7	0	N. Brown	1	7	7	0
B. Bennett	1	19	19	0	D. McNabb	1	3	3	0
C. Dillon	1	1	1	0	C. Warren	1	1	1	0
TOTALS	18	183	19	1	TOTALS	23	198	39	1

INDIVIDUAL DEFENSE
CINCINNATI — Leading Tacklers: D. Williams 9-1-10, A. Spearman 5-5-10. Sacks: A. Spearman 1-12, S. Foley 1-3. Int.: C. Hall 1-12. FF: C. Curtis 2. FR: T. Spikes 2-0, A. Hawkins 1-12.
PHILADELPHIA — Leading Tacklers: C. Emmons 6-1-7, L. Trotter 6-1-7, B. Dawkins 5-2-7. Sacks: H. Thomas 1-9, B. Whiting 1-5. Int.: C. Emmons 1-0. FF: H. Thomas 1, T. Vincent 1. FR: B. Taylor 1-0, H. Thomas 1-0.

BENGALS 2000 PARTICIPATION CHART

PLAYER	G-S	1 Cle.	2 @Jax.	3 @Ball.	4 Mia.	5 Ten.	6 @Pitt.	7 Den.
Anderson, Willie	16-16	RT	RT	RT	RT	RT	RT	RT
Armour, JoJuan	4-0	PS	PS	PS	PS	P	P	IL
Bankston, Michael	16-14	P	P	LE	LE	LE	LE	RE
Barndt, Tom	14-5	RDT	RDT	RDT	RDT	RDT	P	IL
Basnight, Michael	0-0	IL	IL	IL	IL	IR	IR	IR
Battaglia, Marco	16-10	P	P	P	TE	P	P	TE
Bean, Robert	12-4	P	P	IL	P	IL	P	P
Bennett, Brandon	16-0	P	P	P	P	P	P	P
Booker, Vaughn	9-9	LE	LE	IL	IL	IL	IL	LE
Boyd, LaVell	2-0	PS	PS	PS	PS	PS	PS	PS
Braham, Rich	9-9	C	C	IL	IL	IL	IL	IL
Brown, Ricky	0-0	NWT	NWT	NWT	NWT	NWT	NWT	NWT
Bush, Steve	16-0	P	P	P	P	P	P	P
Carter, Chris	16-10	P	P	P	P	P	P	SS
Carter, Tom	16-11	LCB	LCB	LCB	LCB	LCB	LCB	LCB
Copeland, John	16-16	RE	RE	RE	RE	RE	RE	RDT
Covington, Scott	0-0	IL*	IL*	IL*	IL*	IL*	IL*	IL*
Curtis, Canute	15-0	P	P	P	P	P	P	P
Dillon, Corey	16-16	HB	HB	HB	HB	HB	HB	HB
Doughty, Mike	0-0	PS	PS	PS	PS	PS	PS	PS
Dugans, Ron	14-5	WR	WR	WR	WR	WR	P	P
Farmer, Danny	13-2	IL	IL	P	P	P	IL	P
Fisher, Charles	0-0	PUP	PUP	PUP	PUP	PUP	PUP	PUP
Foley, Steve	16-16	LLB	LLB	LLB	LLB	LLB	LLB	LLB
Gibson, Oliver	16-16	LDT	LDT	LDT	LDT	LDT	LDT	LDT
Goff, Mike	16-16	RG	RG	RG	RG	RG	RG	RG
Granville, Billy	14-0	IL	P	P	P	P	IL	P
Griffin, Damon	8-0	P	P	P	IL	IL	P	IL
Groce, Cliff	8-6	FB	FB	FB	P	FB	FB	FB
Gutierrez, Brock	16-7	P	P	C	C	C	C	C
Hall, Cory	16-6	SS	SS	SS	SS	SS	SS	P
Hawkins, Artrell	16-6	RCB	RCB	RCB	RCB	P	P	P
Heath, Rodney	13-9	P	P	P	P	RCB	RCB	RCB
Heimbuerger, Craig	0-0	NWT	NWT	NWT	NWT	NWT	NWT	NWT
Jackson, John	8-5	P	DNP	P	DNP	DNP	P	LT
Jackson, Keith	0-0	NWT	NWT	NWT	NWT	NWT	NWT	NWT
Jones, Rod	16-11	LT	LT	LT	LT	LT	LT	P
Keaton, Curtis	6-0	IL	IL	IL	IL	IL	P	P
Langford, Jevon	11-3	IL	IL	P	P	P	P	P
Mack, Tremain	16-0	P	P	P	P	P	P	P
McGee, Tony	14-14	TE	TE	TE	TE	TE	TE	TE
McMullen, Kirk	0-0	NWT	NWT	NWT	NWT	NWT	NWT	NWT
Magna, Marc	2-0	NWT	PS	PS	PS	PS	PS	PS
Mitchell, Scott	8-5	DNP	DNP	P	DNP	DNP	P	P
O'Dwyer, Matt	10-10	CS	LG	LG	LG	LG	LG	LG
Parker, Sirr	2-0	PS	NWT	NWT	NWT	PS	PS	PS
Plummer, Chad	0-0	NWT	NWT	NWT	NWT	NWT	NWT	NWT
Pope, Daniel	16-0	P	P	P	P	P	P	P
Rackers, Neil	16-0	P	P	P	P	P	P	P
Rehberg, Scott	10-6	LG	IL	P	DNP	P	DNP	P
Roesler, Roger	0-0	PS	PS	PS	PS	PS	PS	PS
Roman, Mark	8-2	IL	IL	P	IL	P	IL	IL
Ross, Adrian	13-4	P	P	P	P	MLB	MLB	P
St. Louis, Brad	16-0	P	P	P	P	P	P	P
Scott, Darnay	0-0	IR	IR	IR	IR	IR	IR	IR
Simmons, Brian	1-1	MLB	IL	IL	IL	IL	IL	IL
Smith, Akili	12-11	QB	QB	QB	QB	QB	QB	QB
Spearman, Armegis	15-11	P	MLB	MLB	MLB	IL	P	MLB
Spikes, Takeo	16-16	RLB	RLB	RLB	RLB	RLB	RLB	RLB
Steele, Glen	16-1	P	P	P	P	P	RDT	P
Stephens, Jaimin	5-0	DNP	DNP	DNP	P	DNP	DNP	DNP
Thompkins, Gary	0-0	NWT	NWT	NWT	NWT	NWT	NWT	NWT
Warrick, Peter	16-16	WR	WR	WR	WR	WR	WR	WR
Williams, Darryl	16-16	FS	FS	FS	FS	FS	FS	FS
Williams, Nick	14-4	P	P	P	P	P	IL	IL
Wilson, Reinard	14-0	P	P	P	P	P	P	P
Yeast, Craig	15-7	P	P	IL	P	P	WR	P

LEGEND (position abbreviation indicates start): **P** - played; **DNP** - did not play (but on active roster); **IL** - inactive list; **IR** - injured reserve list; **PS** - practice squad; **PUP** - physically unable to perform list; **NFI** - non-football injury list; **CS** - commissioner's suspension list; **REX** - roster exemption; **NWT** - not with team; * - designated third quarterback

PLAYER	8 @Cle.	9 Balt.	10 @Dail.	11 @N.E.	12 Pitt.	13 Ariz.	14 @Ten.	15 Jax.	16 @Phi.
Anderson	RT	RT	RT	RT	RT	RT	RT	RT	RT
Armour	IL	IL	IL	IL	IL	IL	IL	P	P
Bankston	RE	RE	RE	RE	RE	RE	LE	LE	LE
Barndt	IL	P	P	P	P	P	P	P	P
Basnight	IR	IR	IR	IR	IR	IR	IR	IR	IR
Battaglia	TE	TE	TE	P	TE	TE	TE	TE	TE
Bean	P	P	P	LCB	LCB	LCB	RCB	P	P
Bennett	P	P	P	P	P	P	P	P	P
Booker	LE	LE	LE	LE	LE	LE	IR	IR	IR
Boyd	PS	PS	PS	PS	PS	IL	IL	P	P
Braham	IL	DNP	C	C	C	C	C	C	C
Brown	NWT	NWT	NWT	NWT	NWT	NWT	PS	PS	PS
Bush	P	P	P	P	P	P	P	P	P
Carter, C.	SS	SS	SS	SS	SS	SS	SS	SS	SS
Carter, T.	LCB	LCB	LCB	P	P	P	LCB	P	P
Copeland	RDT	RDT	RDT	RDT	RDT	RDT	RDT	RDT	RDT
Covington	IL*	IL*	IL*	IL*	DNP	IL*	IL*	IL*	IL*
Curtis	P	P	IL	P	P	P	P	P	P
Dillon	HB	HB	HB	HB	HB	HB	HB	HB	HB
Doughty	PS	PS	PS	PS	DNP	IL	IL	IL	IL
Dugans	P	P	IL	P	P	IL	P	P	P
Farmer	P	P	P	P	P	P	P	WR	WR
Fisher	PUP	REX	REX	REX	PUP	PUP	PUP	PUP	PUP
Foley	LLB	LLB	LLB	LLB	LLB	LLB	LLB	LLB	LLB
Gibson	LDT	LDT	LDT	LDT	LDT	LDT	LDT	LDT	LDT
Goff	RG	RG	RG	RG	RG	RG	RG	RG	RG
Granville	P	P	P	P	P	P	P	P	P
Griffin	IL	IL	P	IL	IL	P	P	P	IL
Groce	IL	IL	P	IL	IL	IL	IL	IL	IL
Gutierrez	C	C	P	P	P	P	P	P	P
Hall	P	P	P	P	P	P	P	P	P
Hawkins	P	P	P	P	P	P	P	RCB	RCB
Heath	RCB	RCB	RCB	RCB	RCB	RCB	IR	IR	IR
Heimbürger	NWT	NWT	NWT	NWT	NWT	NWT	NWT	IL	IL
Jackson, J.	LT	IL	LT	IL	IL	DNP	DNP	LT	LT
Jackson, K.	NWT	NWT	NWT	NWT	NWT	NWT	PS	PS	PS
Jones	P	LT	P	LT	LT	LT	LT	P	P
Keaton	P	P	IL	P	IL	IL	IL	IL	P
Langford	P	P	IL	IL	IL	P	RE	RE	RE
Mack	P	P	P	P	P	P	P	P	P
McGee	TE	TE	TE	TE	TE	TE	TE	IR	IR
McMullen	NWT	NWT	NWT	NWT	NWT	PS	PS	PS	PS
Megna	PS	PS	P	P	IL	NWT	NWT	NWT	NWT
Mitchell	DNP	DNP	DNP	QB	IL*	QB	QB	QB	QB
O'Dwyer	LG	LG	LG	LG	IR	IR	IR	IR	IR
Parker	PS	PS	PS	PS	PS	PS	IL	P	P
Plummer	NWT	NWT	NWT	NWT	NWT	NWT	PS	PS	PS
Pope	P	P	P	P	P	P	P	P	P
Rackers	P	P	P	P	P	P	P	P	P
Rehberg	DNP	P	IL	IL	LG	LG	LG	LG	LG
Roesler	PS	PS	PS	PS	PS	PS	IL	IL	IL
Roman	IL	IL	IL	P	P	P	P	LCB	LCB
Ross	P	P	P	IL	P	MLB	MLB	IL	IL
St. Louis	P	P	P	P	P	P	P	P	P
Scott	IR	IR	IR	IR	IR	IR	IR	IR	IR
Simmons	IL	IL	IR	IR	IR	IR	IR	IR	IR
Smith	QB	QB	QB	DNP	QB	DNP	DNP	DNP	P
Spearman	MLB	MLB	MLB	MLB	MLB	P	P	MLB	MLB
Spikes	RLB	RLB	RLB	RLB	RLB	RLB	RLB	RLB	RLB
Steele	P	P	P	P	P	P	P	P	P
Stephens	DNP	DNP	DNP	DNP	P	P	P	DNP	P
Thompkins	NWT	NWT	NWT	NWT	NWT	NWT	PS	PS	PS
Warrick	WR	WR	WR	WR	WR	WR	WR	WR	WR
Williams, D.	FS	FS	FS	FS	FS	FS	FS	FS	FS
Williams, N.	P	P	P	FB	FB	P	P	FB	FB
Wilson	P	IL	P	P	P	IL	P	P	P
Yeast	WR	WR	WR	WR	P	WR	WR	P	P

BENGALS DAILY LOG

2000

July 17: Waived CB **Ty Howard**.
 July 19: Terminated contract of WR **Carl Pickens**.
 July 20: Signed TE-LS **Brad St. Louis** to 3-year contract.
 July 21: Signed K **Neil Rackers** (D6) to 3-year contract; Acquired P **Daniel Pope** on waivers from Kansas City; Placed CB **Charles Fisher** on Active/Physically Unable to Perform list (left knee); **Matt O'Dwyer's** two-game suspension (set March 14) reduced to one game.
 July 23: Signed OT **John Jackson** (FA) to 1-year contract.
 July 25: Signed WR **Ron Dugans** (D3) to 3-year contract.
 July 26: Acquired CB **Sir Parker** on waivers from Carolina.
 July 31: Waived WR **Ben Clappitt**, DT **Dave Fleischhauer** and P **Jeff Walker**.
 Aug. 2: Placed WR **Darnay Scott** (broken left fibula, tibia) on Reserve / Injured list.
 Aug. 8: Signed CB **Mark Roman** (D2) to 4-year contract.
 Aug. 10: Signed HB **Corey Dillon** to 1-year contract.
 Aug. 13: Waived CB **Roosevelt Blackmon**, G **Tony Coats**, WR **Eddie Hardaway**, WR **Tariq McDonald** and WR **Gary Thompkins**.
 Aug. 15: Waived TE **Damian Vaughn**.
 Aug. 16: Terminated contract of FS **Greg Myers** (injury settlement).
 Aug. 21: Terminated contract of K **Doug Pellrey**.
 Aug. 22: Acquired OT **Kris Farris** on waivers from Pittsburgh; Placed CB **Charles Fisher** on Reserve/Physically Unable to Perform list (left knee); Waived HB **Ricky Brown**, LB **Alan Buckwalter**, P **Brad Costello**, C **Doug Dorley**, LB **Ben Peterson** and DT **Mike Willetts**.
 Aug. 24: Waived OT **Kris Farris** (failed physical).
 Aug. 25: Signed C **Brock Gutierrez** to 2-year contract extension through 2002 season.
 Aug. 26: Signed OT **Jamain Stephens** to 1-year contract extension through 2001 season.
 Aug. 27: Terminated contract of G **Brian DeMarco**; Waived SS **JoJoan Armour**, WR **LaVell Boyd**, WR **Marvin Chalmers**, OT **Mike Doughty**, CB **Brian Gray**, CB **Sir Parker**, DT **Chad Pegues**, DT **Andre Purvis**, G **Roger Roesler** and HB **Sedrick Shaw**.
 Aug. 28: Acquired SS **Chris Carter** on waivers from New England; Acquired WR **Danny Farmer** on waivers from Pittsburgh; Waived WR **James Hundon** and SS **Lawrence Wright**; Signed SS **JoJoan Armour**, WR **LaVell Boyd**, OT **Mike Doughty**, CB **Sir Parker** and G **Roger Roesler** to practice squad.
 Sept. 7: Signed FS-KOR **Tremain Mack** to 2-year contract through 2001, replacing 2-year contract which had been due to expire after the 2000 season.
 Sept. 13: Signed LB **Marc Megna** (FA) to the practice squad; Released CB **Sir Parker** from practice squad.
 Sept. 25: Head coach **Bruce Coslet** resigned; assistant head coach/defensive coordinator **Dick LeBeau** named head coach.
 Oct. 2: Placed HB **Michael Basnight** on Reserve/Injured list (broken wrist); Signed SS **JoJoan Armour** from practice squad to 2-year contract.
 Oct. 3: Signed CB **Sir Parker** (FA) to practice squad.
 Oct. 28: Signed SS **Chris Carter** to 1-year extension through 2001 season.
 Nov. 9: Placed LB **Brian Simmons** on Reserve/Injured list (knee); signed LB **Marc Megna** from practice squad to 2-year contract.
 Nov. 20: Placed G **Matt O'Dwyer** on Reserve/Injured list (broken ankle); Signed OT **Mike Doughty** from practice squad to 2-year contract.
 Nov. 29: Waived LB **Marc Megna**; signed WR **LaVell Boyd**

from practice squad to 3-year contract; signed TE-LS **Kirk McMullen** to practice squad.
 Dec. 4: Placed CB **Rodney Heath** on Reserve/Injured list (shoulder separation); Signed CB **Sir Parker** from practice squad to 2-year contract; Signed SS **Gary Thompkins** to practice squad.
 Dec. 6: Signed FB **Ricky Brown** (FA) to practice squad.
 Dec. 7: Placed DE **Vaughn Booker** on Reserve/Injured list (knee); Signed G **Roger Roesler** from practice squad to 3-year contract; Signed WR **Chad Plummer** (FA) to practice squad.
 Dec. 8: Signed DT **Keith Jackson** (FA) to practice squad.
 Dec. 14: Placed TE **Tony McGee** on Reserve/Injured list (broken ankle); Signed C **Graig Heimbarger** from Green Bay practice squad to 2-year contract.
 Dec. 20: Signed head coach **Dick LeBeau** to multi-year contract.
 Dec. 24: Signed DT **Oliver Gibson** to 4-year contract extension through 2005 season.
 Dec. 26: Promoted linebackers coach **Mark Duffner** to defensive coordinator/linebackers coach; Reassigned offensive coordinator **Ken Anderson** as quarterbacks coach; Signed FB **Ricky Brown**, DT **Keith Jackson**, TE-LS **Kirk McMullen**, WR **Chad Plummer** and FS **Gary Thompkins** to 2-year contracts.

2001

Jan. 4: Signed **Kevin Coyle** as cornerbacks coach; Reassigned defensive backs coach **Ray Horton** as safeties coach; Signed John Garrett as offensive staff assistant.
 Jan. 24: Signed **Bob Bratkowski** as defensive coordinator.
 Jan. 25: Signed OT **John Jackson** to 2-year contract.
 Feb. 9: Signed G **Anthony Byrd** (FA) to 2-year contract.
 Feb. 12: Applied Transition Player designation to LB **Corey Dillon**.
 Feb. 20: Allocated six players to NFL Europe: OLB/S **JoJoan Armour** (Barcelona), FB **Ricky Brown** (Berlin), G **Anthony Byrd** (Amsterdam), DT **Keith Jackson** (Amsterdam), LS-TE **Kirk McMullen** (Amsterdam), FS **Gary Thompkins** (Frankfurt).
 Feb. 28: Signed CB **Rodney Heath** to 3-year contract; Signed HB **Michael Basnight** to 1-year contract; Signed TE **Jason Gavidza** (FA) to 2-year contract.
 Mar. 1: Signed G **Matt O'Dwyer** to 3-year contract; Terminated the contract of CB **Tom Carter**.
 Mar. 2: Signed HB **Brandon Bennett** to 3-year contract.
 Mar. 6: Signed DT **Tony Williams** (UFA-Minn.) to 4-year contract.
 Mar. 8: Signed QB **Jon Kitna** (UFA-Sea.) to 4-year contract.
 Mar. 12: Signed C **Rich Braham** (UFA-Cin.) to 2-year contract.
 Mar. 13: Signed P **Daniel Pope** (Bengals held exclusive rights) to 1-year contract.
 Mar. 15: Signed **Rodney Holman** as assistant strength and conditioning coach.
 Mar. 16: Signed K **Richie Cunningham** (FA) to 2-year contract.
 April 4: Signed CB **Artrell Hawkins** (RFA-Cin.) to 1-year contract.
 April 9: Signed CB **Tom Carter** (FA) to 1-year contract.
 April 11: Signed DL **Kevin Henry** (UFA-Pitt.) to 3-year contract.
 April 18: Waived DT **Keith Jackson**.
 April 22: Signed QB **Scott Mitchell** (UFA-Cin.) to 1-year contract.
 April 23: Terminated the contract of DE **John Copeland**.
 April 24: Signed the following 14 CFAs to 2-year contracts: DT **Jeff Boyle**, CB **Kenny Bryant**, T-G **Jeff Chase**, LB **Chris Edmonds**, LB **Rashad Harris**, FS **Jared Lee**, P **Kent McCullough**, T-G **Freddie Moore**, WR **Ramondo North**, LB **Duke Pettijohn**, LB **Dave**

Puloka, WR Chris Rosier, LB Kamal Shakir, FB Kalani Sitake; Signed DT **Calvin Lewis** (CFA) to 3-year contract.

April 27: Signed G **Mike Goff** to 3-year contract through 2003, replacing 4-year contract which had been due to expire after the 2001 season.

April 30: Signed OT **Richmond Webb** (UFA-Mia) to 3-year contract.

May 1: Signed LB **Adrian Ross** (RFA-Cin.) to 1-year contract.

May 5: Waived CB **Charles Fisher**; waived FB **Kalani Sitake** (bailed physical).

May 7: Signed FB **Lorenzo Neal** (FA) to 2-year contract; Waived G **Craig Heimburger** and CB **Sirr Parker**.

May 11: Signed HB **Corey Dillon** (Transition FA-Cin.) to 5-year contract.

May 24: Signed DE **John Copeland** (FA) to 2-year contract.

May 31: Terminated the contract of OT **Rod Jones**.

June 6: Signed CB **Carlton Gray** (FA) to 2-year contract.

June 11: Acquired WR **Malcolm Johnson** on waivers from N.Y. Jets.

June 18: Acquired P **Will Brice** on waivers from Carolina.

June 20: Waived WR **LaVell Boyd**.

June 22: Signed FB **Kenneth Williams** (FA) to 2-year contract; waived P **Kent McCullough**.

June 26: Waived G **Anthony Byrd**.

June 27: Signed OT **Jamain Stephens** to 2-year contract through 2002, replacing existing contract which was due to expire 2001 season.

June 28: Waived FB **Ricky Brown**.

IN 2000, THE BENGALS WERE...

- 3-5at home
- 1-7on the road
- 2-2when scoring first
- 2-10when opponent scores first
- 2-2when leading at halftime
- 0-1when tied at halftime
- 2-9when trailing at halftime
- 3-1when leading after three quarters
- 0-0when tied after three quarters
- 1-11when trailing after three quarters
- 4-8when rushing for 100 net yards
- 2-3when opponent rushes for less than 100 net yards

- 2-3with plus turnover differential
- 1-1with even turnover differential
- 1-8with minus turnover differential
- 0-0when passing for 250 net yards
- 2-3when opponent passes for 250 net yards
- 2-1when scoring 20 points or more
- 1-8when opponent scores 20 points or more
- 4-12when game is outdoors
- 0-0when game is in a dome
- 4-9on natural grass
- 0-3on artificial turf
- 1-8with fewer penalty yards

FINAL 2000 NFL STANDINGS

AFC EASTERN DIVISION

	W	L	T	PCT	PF	PA
Miami	11	5	0	.688	323	226
Indianapolis*	10	6	0	.625	429	326
New York Jets	9	7	0	.563	321	321
Buffalo	8	8	0	.500	315	350
New England	5	11	0	.313	276	338

AFC CENTRAL DIVISION

	W	L	T	PCT	PF	PA
Tennessee	13	3	0	.813	346	191
Baltimore*	12	4	0	.750	333	165
Pittsburgh	9	7	0	.563	321	255
Jacksonville	7	9	0	.438	367	327
Cincinnati	4	12	0	.250	185	359
Cleveland	3	13	0	.188	161	419

AFC WESTERN DIVISION

	W	L	T	PCT	PF	PA
Oakland	12	4	0	.750	479	299
Denver*	11	5	0	.688	485	369
Kansas City	7	9	0	.438	355	354
Seattle	6	10	0	.375	320	405
San Diego	1	15	0	.063	269	440

NFC EASTERN DIVISION

	W	L	T	PCT	PF	PA
New York Giants	12	4	0	.750	328	246
Philadelphia*	11	5	0	.688	351	245
Washington	8	8	0	.500	281	269
Dallas	5	11	0	.313	294	361
Arizona	3	13	0	.188	210	443

NFC CENTRAL DIVISION

	W	L	T	PCT	PF	PA
Minnesota	11	5	0	.688	397	371
Tampa Bay*	10	6	0	.625	388	269
Green Bay	9	7	0	.563	353	323
Detroit	9	7	0	.563	307	307
Chicago	5	11	0	.313	216	355

NFC WESTERN DIVISION

	W	L	T	PCT	PF	PA
New Orleans	10	6	0	.625	354	305
St. Louis*	10	6	0	.625	540	471
Carolina	7	9	0	.438	310	310
San Francisco	6	10	0	.375	388	422
Atlanta	4	12	0	.250	252	413

* Wild card qualifier for playoffs

POSTSEASON (Home team in CAPS)

AFC WILD CARD PLAYOFFS:
NFC WILD CARD PLAYOFFS:

AFC DIVISIONAL PLAYOFFS:
NFC DIVISIONAL PLAYOFFS:

AFC CHAMPIONSHIP:
NFC CHAMPIONSHIP:

MIAMI 23, Indianapolis 17 (OT)
NEW ORLEANS 31, St. Louis 28

OAKLAND 27, Miami 0
MINNESOTA 34, New Orleans 16

Baltimore 16, OAKLAND 3
NEW YORK GIANTS 41, Minnesota 0

BALTIMORE 21, Denver 3
PHILADELPHIA 21, Tampa Bay 3

Baltimore 24, TENNESSEE 10
NEW YORK GIANTS 41, Minnesota 0

SUPER BOWL XXXV at Raymond James Stadium, Tampa, Florida: Baltimore (AFC) 34, New York Giants (NFC) 7

AFC-NFC PRO BOWL at Aloha Stadium, Honolulu, Hawaii: AFC 38; NFC 17

BENGALS 2000 PRESEASON STATISTICS

WON 1, LOST 3

Date	W/L	Score	Opponent	Att.
Aug. 4	L	20-21	at Buffalo	37,282
Aug. 11	L	16-31	at Atlanta	38,346
Aug. 19	W	24-20	Chicago	56,180
Aug. 25	L	13-21	Detroit	48,420

TEAM STATISTICS

	Bengals	Opponents
TOTAL FIRST DOWNS	74	73
Rushing	25	23
Passing	46	47
Penalty	3	3
3rd Down: Made-Att	25-62	25-54
3rd Down Pct.	40.3	46.3
4th Down: Made-Att	3-5	0-2
4th Down Pct.	60.0	0.0
POSSESSION AVG.	29:38	30:22
TOTAL NET YARDS	1292	1492
Avg. Per Game	323.0	373.0
Total Plays	272	251
Avg. Per Play	4.8	5.9
NET YARDS RUSHING	374	437
Avg. Per Game	93.5	109.3
Total Rushes	109	115
NET YARDS PASSING	918	1055
Avg. Per Game	229.5	263.8
Sacked-Yards Lost	6-23	3-17
Gross Yards	941	1072
Att.-Completions	157-94	133-83
Completion Pct.	59.9	62.4
Had Intercepted	4	3
PUNTS-AVERAGE	20-39.4	18-37.7
Net Punting Avg.	33.5	30.9
PENALTIES-YARDS	19-135	24-181
FUMBLES-BALL LOST	7-2	4-3
TOUCHDOWNS	8	12
Rushing	5	1
Passing	3	10
Returns	0	1

Score by Periods	1	2	3	4	OT	Total
Bengals	20	24	16	13	0	73
Opponents	38	17	0	38	0	93

SCORING

	TD	Ru	Pa	Ri	K-PAT	FG	S	TP
Rackers	0	0	0	0	4-5	3-5	0	13
Pellrey	0	0	0	0	3-3	3-4	0	12
N. Williams	2	2	0	0	—	—	0	12
Bush	1	0	1	0	—	—	0	6
Dugans	1	0	1	0	—	—	0	6
McGee	1	0	1	0	—	—	0	6
Mitchell	1	1	0	0	—	—	0	6
Smith	1	1	0	0	—	—	0	6
Warrick	1	1	0	0	—	—	0	6
Bengals	8	5	3	0	7-8	6-9	0	73
Opponents	12	1	10	1	12-12	3-8	0	93

Two-point conversions: none, Bengals 0-0; Opponents 0-0

RUSHING	No	Yds	Avg	Lg	TD
Bennett	19	93	4.9	22	0
Shaw	28	81	2.9	11	0
Dillon	13	61	4.7	20	0
Smith	10	32	3.2	12	1
N. Williams	16	30	1.9	6	2
Keaton	8	27	3.4	9	0
Mitchell	8	21	2.6	6	1
Covington	3	14	4.7	12	0
Warrick	2	13	6.5	14	1
Groce	1	2	2.0	2	0
Brown	1	0	0.0	0	0
Bengals	109	374	3.4	22	5
Opponents	115	437	3.8	26	1

RECEIVING	No	Yds	Avg	Lg	TD
Yeast	15	185	12.3	37	0
Warrick	14	185	13.2	53	0
Hundon	9	117	13.0	40	0
Griffin	7	77	11.0	24	0
Dugans	6	40	6.7	13	1
Groce	6	29	4.8	7	0
McGee	5	69	13.8	31	1
Shaw	5	41	8.2	12	0
Battaglia	4	41	10.3	20	0
Boyd	4	35	8.8	14	0
Bush	4	35	8.8	15	1
Brown	3	20	6.7	10	0
N. Williams	3	11	3.7	7	0
Hardaway	2	37	18.5	21	0
Chalmers	2	11	5.5	7	0
Keaton	2	11	5.5	7	0
Bennett	2	0	0.0	2	0
Dillon	1	-3	-3.0	-3	0
Bengals	94	941	10.0	53	3
Opponents	83	1072	12.9	73	10

INTERCEPTIONS	No	Yds	Avg	Lg	TD
Heath	1	17	17.0	17	0
D. Williams	1	3	3.0	3	0
Bean	1	0	0.0	0	0
Bengals	3	20	6.7	17	0
Opponents	4	40	10.0	43	1

PUNTING	No	Yds	Avg	Net	TB	In20	Lg	B
Costello	10	393	39.3	35.6	0	2	58	0
Pope	10	395	39.5	31.5	1	4	50	0
Bengals	20	788	39.4	33.6	1	6	58	0
Opponents	18	679	37.7	30.9	2	6	51	0

PUNT RETURNS	Ret	FC	Yds	Avg	Lg	TD
Yeast	4	5	67	16.8	30	0
Warrick	1	0	15	15.0	15	0
Hardaway	0	1	0	—	0	0
Bengals	5	6	82	16.4	30	0
Opponents	9	4	97	10.8	28	0

KICKOFF RETURNS	No	Yds	Avg	Lg	TD
Mack	10	203	20.3	32	0
Keaton	5	142	28.4	42	0
Yeast	2	32	16.0	17	0
Heath	1	14	14.0	14	0
Bengals	18	391	21.7	42	0
Opponents	17	428	25.2	41	0

FIELD GOALS	1-19	20-29	30-39	40-49	50+
Rackers	0-0	1-2	0-0	2-3	0-0
Pellrey	0-0	3-4	0-0	0-0	0-0
Bengals	0-0	4-6	0-0	2-3	0-0
Opponents	0-0	1-1	1-1	1-4	0-2

FIELD GOAL ATTEMPTS BY GAME:

Rackers: (20G) (47G, 41G) (-) (45N, 27N),
Pellrey: (26G, 29B) (20G) (20G) (-),
Opponents: (42N) (34G, 52N) (40G, 25G, 54N) (43N, 40N).

DEFENSE

(Based on press box statistics)

Player	Tkl	Ast	Tot	Sks		Int-		PD	FF	FR-Yds
				Yds	TD	Yds	TD			
Mack	12	6	18	0-0	0-0	2	0	0	0	0
Simmons	10	7	17	0-0	0-0	2	0	0	0	0
Granville	12	3	15	0-0	0-0	0	0	0	0	0
Bean	13	1	14	0-0	1-0	4	0	0	0	0
Wright	10	4	14	0-0	0-0	0	0	0	0	0
D. Williams	10	2	12	0-0	1-3	1	0	0	0	0
Langford	9	1	10	0-0	0-0	0	0	0	0	0
Foley	8	2	10	1-5	0-0	1	0	0	0	0
Spikes	8	1	9	0-0	0-0	1	0	0	0	0
Wilson	8	1	9	0-0	0-0	0	0	0	0	1
Hawkins	7	1	8	0-0	0-0	1	0	0	0	0
Copeland	6	2	8	0-0	0-0	2	0	0	0	0
Hall	7	0	7	0-0	0-0	1	0	1	0	0
Steele	5	2	7	0-0	0-0	0	0	0	0	0
Roman	6	0	6	0-0	0-0	0	0	0	0	0
T. Carlier	5	1	6	0-0	0-0	1	0	0	0	0
Heath	5	1	6	0-0	1-17	2	0	0	0	0
Spearmann	4	2	6	0-0	0-0	0	0	0	0	0
Booker	4	1	5	0-0	0-0	1	0	0	0	0
Curtis	3	2	5	0-0	0-0	0	0	0	0	1
Thompkins	4	0	4	0-0	0-0	0	0	0	0	0
Armour	3	1	4	0-0	0-0	0	0	0	0	0
Purvis	2	2	4	1-7	0-0	0	0	0	0	0
Gibson	3	0	3	1-5	0-0	0	0	0	0	0
Blackmon	2	1	3	0-0	0-0	0	0	0	0	0
Pegues	2	0	2	0-0	0-0	1	0	0	0	0
Ross	2	0	2	0-0	0-0	0	0	0	0	0
Gray	1	0	1	0-0	0-0	0	0	0	0	0
Peterson	1	0	1	0-0	0-0	0	0	0	0	0
Willetts	1	0	1	0-0	0-0	0	0	0	0	0

SPECIAL TEAMS

(Based on press box statistics)

Player	Tkl	Ast	Tot	FF	FR-		BP	BFG	BXP
					Yds	TD			
Curtis	3	0	3	0	0-0	0	0	0	0
Foley	3	0	3	0	0-0	0	0	0	0
Granville	2	1	3	0	0-0	0	0	0	0
Peterson	2	1	3	0	0-0	0	0	0	0
Griffin	2	0	2	0	0-0	0	0	0	0
St. Louis	2	0	2	0	0-0	0	0	0	0
Spearmann	1	1	2	0	0-0	0	0	0	0
Rackers	0	2	2	0	0-0	0	0	0	0
Bean	1	0	1	0	0-0	0	0	0	0
Bush	1	0	1	0	0-0	0	0	0	0
Gray	1	0	1	0	0-0	0	0	0	0
Hall	1	0	1	0	0-0	0	0	0	0
Hundon	1	0	1	0	0-0	0	0	0	0
Mack	1	0	1	0	0-0	0	0	0	0
Roman	1	0	1	0	0-0	0	0	0	0
N. Williams	1	0	1	0	0-0	0	0	0	0
Wright	1	0	1	0	0-0	0	0	0	0

PASSING	Att	Cmp	Yds	Cmp %	Yds/Att	TD	% INT	Sacks-Yds	Rat
Smith	74	48	449	64.9	6.07	2	2.7	0 0.0	53 90.4
Mitchell	63	38	413	60.3	6.56	1	1.6	2 3.2	40 71.7
Covington	20	8	79	40.0	3.95	0	0.0	2 10.0	21 12.3
Bengals	157	94	941	59.9	5.99	3	1.9	4 2.5	53 6-23 72.7
Opponents	133	83	1072	62.4	8.06	10	7.5	3 2.3	73 3-17 103.3

SECTION 4



TEAM HISTORY

BENGALS ALL-TIME RESULTS

(Regular Season and Postseason)

All-Time Record: 223-288-1

All games on Sunday afternoon unless noted otherwise.

1968

Record: 3-11-0 (5th in AFL West); 2-5 at home, 1-6 on road

Head Coach: Paul Brown

Date	Opponent	W-L	Score	Att.	Stadium/Remarks
September 6	@San Diego	L	13-29	33,687	San Diego/Fri. night
September 15	Denver	W	24-10	25,049	Nippert
September 22	Buffalo	W	34-23	24,045	Nippert
September 29	San Diego	L	10-31	28,642	Nippert
October 6	@Denver	L	7-10	41,257	Bears
October 13	@Kansas City	L	3-13	47,096	Municipal
October 20	Miami	L	22-24	25,942	Nippert
October 27	@Oakland	L	10-31	37,083	Oakland Coliseum
November 3	Houston	L	17-27	24,012	Nippert
November 10	Kansas City	L	9-16	25,537	Nippert
November 17	@Miami	W	38-21	31,747	Orange Bowl
November 24	Oakland	L	0-34	27,116	Nippert
December 1	@Boston	L	14-33	17,796	Fenway
December 8	@New York Jets	L	14-27	61,111	Shea
(Bye December 15)			215-329	Total home att.: 180,343	

1969

Record: 4-9-1 (5th in AFL West); 4-3 at home; 0-6-1 on road

Head Coach: Paul Brown

Date	Opponent	W-L	Score	Att.	Stadium/Remarks
September 14	Miami	W	27-21	25,335	Nippert
September 21	San Diego	W	34-20	26,243	Nippert
September 28	Kansas City	W	24-19	27,812	Nippert
October 4	@San Diego	L	14-21	52,748	San Diego/Sat. night
October 12	New York Jets	L	7-21	27,927	Nippert
October 19	Denver	L	23-30	27,920	Nippert
October 26	@Kansas City	L	22-42	50,934	Municipal
November 2	Oakland	W	31-17	27,927	Nippert
November 9	@Houston	T	31-31	45,298	Astrodome
November 16	Boston	L	14-25	25,913	Nippert
November 23	@New York Jets	L	7-40	62,128	Shea
November 30	@Buffalo	L	13-16	35,122	War Memorial
December 7	@Oakland	L	17-37	54,427	Oakland Coliseum
December 14	@Denver	L	16-27	42,198	Mile High
			280-367	Total home att.: 189,077	

1970

Record: 8-6-0 (1st in AFC Central); 5-2 at home; 3-4 on road

Head Coach: Paul Brown

Date	Opponent	W-L	Score	Att.	Stadium/Remarks
September 20	Oakland	W	31-21	56,616	Riverfront
September 27	@Detroit	L	3-38	58,202	Tiger
October 4	Houston	L	13-20	55,094	Riverfront
October 11	@Cleveland	L	27-30	83,520	Cleveland
October 18	Kansas City	L	19-27	57,265	Riverfront
October 25	@Washington	L	0-20	50,415	RFK
November 2	@Pittsburgh	L	10-21	38,968	Three Rivers/Mon. night
November 8	@Buffalo	W	43-14	43,587	War Memorial
November 15	Cleveland	W	14-10	60,007	Riverfront
November 22	Pittsburgh	W	34-7	59,276	Riverfront
November 29	New Orleans	W	26-6	59,342	Riverfront
December 6	@San Diego	W	17-14	41,461	San Diego
December 13	@Houston	W	30-20	34,435	Astrodome
December 20	Boston	W	45-7	60,157	Riverfront
			312-255	Total home att.: 407,757	

AFC DIVISIONAL PLAYOFFS

December 26	@Baltimore	L	0-17	51,127	Memorial/Sat. afternoon
-------------	------------	---	------	--------	-------------------------

A RARE RUNNER

The only Bengals quarterback ever to rush for 100 yards in a game was **Virgil Carter**, who gained 110 on nine carries against Cleveland on Nov. 15, 1970.

The game was the first Bengals-Browns match in Riverfront Stadium (later renamed Cinergy Field), and marked Cincinnati's first victory (14-10) over its Ohio rival.

1971

Record: 4-10-0 (4th in AFC Central); 3-4 at home; 1-6 on road

Head Coach: Paul Brown

Date	Opponent	W-L	Score	Att.	Stadium/Remarks
September 19	Philadelphia	W	37-14	55,880	Riverfront
September 26	@Pittsburgh	L	10-21	48,448	Three Rivers
October 3	@Green Bay	L	17-20	55,263	Lambeau
October 10	Miami	L	13-23	60,099	Riverfront
October 17	Cleveland	L	24-27	60,284	Riverfront
October 24	@Oakland	L	27-31	54,699	Oakland Coliseum
October 31	@Houston	L	6-10	37,947	Astrodome
November 7	Atlanta	L	6-9	59,604	Riverfront
November 14	@Denver	W	24-10	51,200	Mile High
November 21	Houston	W	28-13	59,390	Riverfront
November 28	San Diego	W	31-0	59,580	Riverfront
December 5	@Cleveland	L	27-31	82,705	Cleveland
December 12	Pittsburgh	L	13-21	60,022	Riverfront
December 19	@New York Jets	L	21-35	63,151	Shea
			284-265	Total home att.: 414,859	

1972

Record: 8-6-0 (3rd in AFC Central); 4-3 at home; 4-3 on road

Head Coach: Paul Brown

Date	Opponent	W-L	Score	Att.	Stadium/Remarks
September 17	@New England	W	31-7	60,999	Schaefer
September 24	Pittsburgh	W	15-10	54,292	Riverfront
October 1	@Cleveland	L	6-27	81,564	Cleveland
October 8	Denver	W	21-10	55,812	Riverfront
October 15	@Kansas City	W	23-16	79,068	Arrowhead
October 22	@Los Angeles Rams	L	12-15	73,385	Los Angeles Coliseum
October 29	Houston	W	30-7	59,409	Riverfront
November 5	@Pittsburgh	L	17-40	50,350	Three Rivers
November 12	Oakland	L	14-20	59,485	Riverfront
November 19	Baltimore	L	19-20	49,512	Riverfront
November 26	@Chicago	W	13-3	55,701	Soldier
December 3	New York Giants	W	13-10	59,523	Riverfront
December 9	Cleveland	L	24-27	59,524	Riverfront/Sat. afternoon
December 17	@Houston	W	51-17	32,482	Astrodome
			299-229	Total home att.: 397,557	

1973

Record: 10-4-0 (1st in AFC Central); 7-0 at home; 3-4 on road

Head Coach: Paul Brown

Date	Opponent	W-L	Score	Att.	Stadium/Remarks
September 16	@Denver	L	10-28	49,059	Mile High
September 23	Houston	W	24-10	51,823	Riverfront
September 30	@San Diego	W	20-13	46,733	San Diego
October 7	@Cleveland	L	10-17	70,805	Cleveland
October 14	Pittsburgh	W	19-7	55,819	Riverfront
October 21	Kansas City	W	14-0	56,397	Riverfront
October 28	@Pittsburgh	L	13-20	45,761	Three Rivers
November 4	@Dallas	L	10-38	54,944	Texas
November 11	@Buffalo	W	16-13	76,927	Rich
November 18	New York Jets	W	20-14	55,745	Riverfront
November 25	St. Louis	W	42-24	50,910	Riverfront
December 2	Minnesota	W	27-0	57,859	Riverfront
December 9	Cleveland	W	34-17	58,266	Riverfront
December 16	@Houston	W	27-24	21,355	Astrodome
			286-231	Total home att.: 386,827	

AFC DIVISIONAL PLAYOFFS

December 23	@Miami	L	16-34	74,651	Orange Bowl
-------------	--------	---	-------	--------	-------------

1974

Record: 7-7-0 (3rd in AFC Central); 4-3 at home; 3-4 on road

Head Coach: Paul Brown

Date	Opponent	W-L	Score	Att.	Stadium/Remarks
September 15	Cleveland	W	33-7	53,113	Riverfront
September 22	San Diego	L	17-20	51,178	Riverfront
September 29	@San Francisco	W	21-3	49,895	Candlestick
October 6	Washington	W	28-17	56,175	Riverfront
October 13	@Cleveland	W	34-24	70,897	Cleveland
October 20	@Oakland	L	27-30	51,821	Oakland
October 27	Houston	L	21-34	55,434	Riverfront
November 3	@Baltimore	W	24-14	36,110	Memorial
November 10	Pittsburgh	W	17-10	57,532	Riverfront
November 17	@Houston	L	3-20	44,054	Astrodome
November 24	Kansas City	W	33-6	49,777	Riverfront
December 2	@Miami	L	3-24	71,962	Orange Bowl/Mon. night
December 8	Detroit	L	19-23	45,159	Riverfront
December 14	@Pittsburgh	L	3-27	42,878	Three Rivers/Sat. afternoon
			283-259	Total home att.: 368,368	

1975

Record: 11-3-0 (2nd in AFC Central/wild-card qualifier); 6-1 at home; 5-2 on road

Head Coach: Paul Brown

Date	Opponent	W-L	Score	Att.	Stadium/Remarks
September 21	Cleveland	W	24-17	52,874	Riverfront
September 28	@New Orleans	W	21-0	52,531	Superdome
October 5	@Houston	W	21-19	45,321	Astrodome
October 12	New England	W	27-10	51,220	Riverfront
October 19	Oakland	W	14-10	48,122	Riverfront
October 26	@Atlanta	W	21-14	45,811	Atlanta-Fulton County
November 2	Pittsburgh	L	24-30	58,418	Riverfront
November 9	@Denver	W	17-16	49,919	Mile High
November 17	Buffalo	W	33-24	56,666	Riverfront/Mon. night
November 23	@Cleveland	L	23-35	56,427	Cleveland
November 30	Houston	W	23-19	46,128	Riverfront
December 7	@Philadelphia	W	31-0	56,964	Veterans
December 13	@Pittsburgh	L	14-35	48,889	Three Rivers/Sat. afternoon
December 21	San Diego	W	47-17	46,474	Riverfront
			340-246	Total home att.: 359,902	

AFC DIVISIONAL PLAYOFFS

December 28	@Oakland	L	28-31	53,030	Oakland Coliseum
-------------	----------	---	-------	--------	------------------

1976

Record: 10-4-0 (2nd in AFC Central); 6-1 at home; 4-3 on road

Head Coach: Bill Johnson

Date	Opponent	W-L	Score	Att.	Stadium/Remarks
September 12	Denver	W	17-7	53,464	Riverfront
September 19	@Baltimore	L	27-28	50,374	Memorial
September 26	Green Bay	W	28-7	44,103	Riverfront
October 3	@Cleveland	W	45-24	75,817	Cleveland
October 10	Tampa Bay	W	21-0	49,700	Riverfront
October 17	@Pittsburgh	L	6-23	48,311	Three Rivers
October 24	@Houston	W	27-7	45,499	Astrodome
October 31	Cleveland	W	21-6	54,776	Riverfront
November 8	Los Angeles Rams	W	20-12	52,480	Riverfront/Mon. night
November 14	Houston	W	31-27	53,243	Riverfront
November 21	@Kansas City	W	27-24	46,259	Arrowhead
November 28	Pittsburgh	L	3-7	55,142	Riverfront
December 6	@Oakland	L	20-35	52,430	Oakland Coliseum/Mon. night
December 12	@New York Jets	W	42-3	31,067	Shea
			335-210	Total home att.: 362,908	

1977

Record: 8-6-0 (3rd in AFC Central); 5-2 at home; 3-4 on road

Head Coach: Bill Johnson

Date	Opponent	W-L	Score	Att.	Stadium/Remarks
September 18	Cleveland	L	9-13	52,847	Riverfront
September 25	Seattle	W	42-20	45,579	Riverfront
October 2	@San Diego	L	3-24	40,352	San Diego
October 9	@Green Bay	W	17-7	53,653	Millwaukee County
October 17	@Pittsburgh	L	14-20	47,950	Three Rivers/Mon. night
October 23	Denver	L	13-24	54,395	Riverfront
October 30	Houston	W	13-10	53,194	Riverfront/*OT
November 6	@Cleveland	W	10-7	81,932	Cleveland
November 13	@Minnesota	L	10-42	45,371	Metropolitan
November 20	Miami	W	23-17	46,733	Riverfront
November 27	New York Giants	W	30-13	32,705	Riverfront
December 4	@Kansas City	W	27-7	38,488	Arrowhead
December 10	Pittsburgh	W	17-10	36,133	Riverfront/Sat. afternoon
December 18	@Houston	L	16-21	46,212	Astrodome
			238-235	Total home att.: 321,586	

1978

Record: 4-12-0 (4th in AFC Central); 3-5 at home; 1-7 on road

Head Coaches: Bill Johnson (0-5), Homer Rice (4-7)

Date	Opponent	W-L	Score	Att.	Stadium/Remarks
September 3	Kansas City	L	23-24	41,810	Riverfront
September 10	@Cleveland	L	10-13	72,691	Cleveland/*OT
September 17	Pittsburgh	L	3-28	50,260	Riverfront
September 24	New Orleans	L	18-20	40,455	Riverfront
October 1	@San Francisco	L	12-28	41,107	Candlestick
October 9	@Miami	L	0-21	54,729	Orange Bowl/Mon. night
October 15	New England	L	3-10	48,699	Riverfront
October 22	@Buffalo	L	0-5	47,754	Rich
October 29	Houston	W	28-13	50,532	Riverfront
November 5	@San Diego	L	13-22	43,639	San Diego
November 13	Oakland	L	21-34	51,374	Riverfront/Mon. night
November 19	@Pittsburgh	L	6-7	47,578	Three Rivers
November 26	@Houston	L	10-17	43,245	Astrodome
December 3	Atlanta	W	37-7	25,336	Riverfront
December 11	@Los Angeles Rams	W	20-19	47,471	L.A. Coliseum/Mon. night
December 17	Cleveland	W	48-16	46,985	Riverfront
			252-284	Total home att.: 355,451	

1979

Record: 4-12-0 (4th in AFC Central); 4-4 at home; 0-8 on road

Head Coach: Homer Rice

Date	Opponent	W-L	Score	Aft.	Stadium/Remarks
September 2	@Denver	L	0-10	74,788	Mile High
September 9	@Buffalo	L	24-51	43,504	Rich
September 16	New England	L	14-20	41,805	Riverfront
September 23	Houston	L	27-30	45,615	Riverfront/*OT
September 30	@Dallas	L	13-38	63,179	Texas
October 7	Kansas City	L	7-10	40,041	Riverfront
October 14	Pittsburgh	W	34-10	52,381	Riverfront
October 21	@Cleveland	L	27-28	75,119	Cleveland
October 28	Philadelphia	W	37-13	42,036	Riverfront
November 4	@Baltimore	L	28-38	37,740	Memorial
November 11	San Diego	L	24-26	40,782	Riverfront
November 18	@Houston	L	21-42	49,829	Astrodome
November 25	St. Louis	W	34-28	25,103	Riverfront
December 2	@Pittsburgh	L	17-37	46,521	Three Rivers
December 9	@Washington	L	14-28	52,882	RFK
December 16	Cleveland	W	16-12	42,183	Riverfront
			337-421	Total home att.: 329,946	

1980

Record: 6-10-0 (4th in AFC Central); 3-5 at home; 3-5 on road

Head Coach: Forrest Gregg

Date	Opponent	W-L	Score	Aft.	Stadium/Remarks
September 7	Tampa Bay	L	12-17	43,211	Riverfront
September 14	@Miami	L	16-17	38,322	Orange Bowl
September 21	Pittsburgh	W	30-28	52,490	Riverfront
September 28	Houston	L	10-13	50,413	Riverfront
October 5	@Green Bay	L	9-14	55,006	Lambeau
October 12	@Pittsburgh	W	17-16	53,668	Three Rivers
October 19	Minnesota	W	14-0	44,487	Riverfront
October 26	@Houston	L	3-23	49,189	Astrodome
November 2	San Diego	L	14-31	46,406	Riverfront
November 9	@Oakland	L	17-28	44,132	Oakland Coliseum
November 16	Buffalo	L	0-14	40,836	Riverfront
November 23	@Cleveland	L	7-31	79,253	Cleveland
November 30	@Kansas City	W	20-6	41,594	Arrowhead
December 7	Baltimore	W	34-33	35,651	Riverfront
December 14	@Chicago	W	17-14	46,808	Soldier Field/*OT
December 21	Cleveland	L	24-27	50,058	Riverfront
			244-312	Total home att.: 363,552	

1981

Record: 12-4-0 (1st in AFC Central); 6-2 at home; 6-2 on road

Head Coach: Forrest Gregg

Date	Opponent	W-L	Score	Aft.	Stadium/Remarks
September 6	Seattle	W	27-21	41,177	Riverfront
September 13	@New York Jets	W	31-30	49,454	Shea
September 20	Cleveland	L	17-20	52,170	Riverfront
September 27	Buffalo	W	27-24	46,418	Riverfront/*OT
October 4	@Houston	L	10-17	44,350	Astrodome
October 11	@Baltimore	W	41-19	33,060	Memorial
October 18	Pittsburgh	W	34-7	57,090	Riverfront
October 25	@New Orleans	L	7-17	46,336	Superdome
November 1	Houston	W	34-21	54,736	Riverfront
November 8	@San Diego	W	40-17	51,259	San Diego Jack Murphy
November 15	Los Angeles Rams	W	24-10	56,836	Riverfront
November 22	Denver	W	38-21	57,207	Riverfront
November 29	@Cleveland	W	41-21	75,186	Cleveland
December 6	San Francisco	L	3-21	56,796	Riverfront
December 13	@Pittsburgh	W	17-10	50,623	Three Rivers
December 20	@Atlanta	W	30-28	35,972	Atlanta-Fulton County
			421-304	Total home att.: 422,430	

AFC DIVISIONAL PLAYOFF

January 3	Buffalo	W	28-21	55,420	Riverfront
-----------	---------	---	-------	--------	------------

AFC CHAMPIONSHIP

January 10	San Diego	W	27-7	46,302	Riverfront/-59° wind chill
------------	-----------	---	------	--------	----------------------------

SUPER BOWL XVI IN PONTIAC, MICHIGAN

January 24	San Francisco	L	21-26	81,270	Pontiac Silverdome
------------	---------------	---	-------	--------	--------------------

TOPS ON THE ROAD

The Bengals' best-ever road record came in their AFC Championship season of 1981, when they went 6-2. Cincinnati won its last four away from home after splitting the first four.

1982

Record: 7-2-0 (3rd in AFC); 4-0 at home; 3-2 on road

Head Coach: Forrest Gregg

Date	Opponent	W-L	Score	Att.	Stadium/Remarks
September 12	Houston	W	27-6	52,268	Riverfront
September 19	@Pittsburgh	L	20-26 *	53,973	Three Rivers/*OT
— PLAYERS STRIKE BEGINS, SEPTEMBER 20 —					
September 27	@Cleveland#				#Game canceled/Mon. night
October 3	Miami#				#Game canceled
October 10	@New England#				#Game canceled
October 17	@New York Giants#				#Game canceled
October 24	Dallas#				#Game canceled
October 31	Pittsburgh#				#Game canceled
November 7	Washington#				#Game canceled
November 14	@Houston#				#Game canceled
— PLAYERS STRIKE ENDS AT 57 DAYS, NOVEMBER 17 —					
November 21	@Philadelphia	W	18-14	65,172	Veterans
November 28	Los Angeles Raiders	W	31-17	53,330	Riverfront
December 5	@Baltimore	W	20-17	23,598	Memorial
December 12	Cleveland	W	23-10	54,305	Riverfront
December 20	@San Diego	L	34-50	51,296	SD Jack Murphy/Mon. night
December 26	Seattle	W	24-10	55,330	Riverfront
January 2	@Houston	W	35-27	26,522	Astrodome/From Nov. 14
			232-177	Total home att.: 215,233	

FIRST-ROUND SUPER BOWL TOURNAMENT

January 9	New York Jets	L	17-44	57,560	Riverfront
-----------	---------------	---	-------	--------	------------

1983

Record: 7-9-0 (3rd in AFC Central); 4-4 at home; 3-5 on road

Head Coach: Forrest Gregg

Date	Opponent	W-L	Score	Att.	Stadium/Remarks
September 4	Los Angeles Raiders	L	10-20	50,956	Riverfront
September 11	Buffalo	L	6-10	46,839	Riverfront
September 15	@Cleveland	L	7-17	79,700	Cleveland/Thu. night
September 25	@Tampa Bay	W	23-17	56,023	Tampa
October 2	Baltimore	L	31-34	48,104	Riverfront
October 10	Pittsburgh	L	14-24	56,086	Riverfront/Mon. night
October 16	@Denver	L	17-24	74,305	Mile High
October 23	Cleveland	W	28-21	50,047	Riverfront
October 30	Green Bay	W	34-14	53,349	Riverfront
November 6	@Houston	W	55-14	39,706	Astrodome
November 13	@Kansas City	L	15-20	44,711	Arrowhead
November 20	Houston	W	38-10	46,375	Riverfront
November 28	@Miami	L	14-38	74,506	Orange Bowl/Mon. night
December 4	@Pittsburgh	W	23-10	55,832	Three Rivers
December 11	Detroit	W	17-9	45,728	Riverfront
December 17	@Minnesota	L	14-20	51,565	Metrodome/Sat. afternoon
			346-302	Total home att.: 397,484	

1984

Record: 8-8-0 (2nd in AFC Central); 5-3 at home; 3-5 on road

Head Coach: Sam Wyche

Date	Opponent	W-L	Score	Att.	Stadium/Remarks
September 2	@Denver	L	17-20	74,178	Mile High
September 9	Kansas City	L	22-27	47,111	Riverfront
September 16	@New York Jets	L	23-43	64,193	Giants
September 23	Los Angeles Rams	L	14-24	45,406	Riverfront
October 1	@Pittsburgh	L	17-38	57,098	Three Rivers/Mon. night
October 7	Houston	W	13-3	43,637	Riverfront
October 14	@New England	L	14-20	48,154	Sullivan
October 21	Cleveland	W	12-9	50,667	Riverfront
October 28	@Houston	W	31-13	34,010	Astrodome
November 4	@San Francisco	L	17-23	58,324	Candlestick
November 11	Pittsburgh	W	22-20	52,497	Riverfront
November 18	Seattle	L	6-26	50,280	Riverfront
November 25	Atlanta	W	35-14	44,678	Riverfront
December 2	@Cleveland	W	20-17 *	51,774	Cleveland/*OT
December 9	@New Orleans	W	24-21	40,855	Superdome
December 16	Buffalo	W	52-21	55,771	Riverfront
			339-339	Total home att.: 390,047	

LONG DISTANCE LEADERS

Chris Bahr and Doug Pelfrey are the only Bengals to kick two field goals of 50 or more yards in the same game.

Bahr booted field goals of 55 and 52 yards vs. Houston on September 23, 1979. Pelfrey connected from 53 and 50 yards at Houston on October 24, 1993.

1985

Record: 7-9-0 (2nd in AFC Central); 5-3 at home; 2-6 on road

Head Coach: Sam Wyche

Date	Opponent	W-L	Score	Att.	Stadium/Remarks
September 8	Seattle	L	24-28	51,625	Riverfront
September 15	@St. Louis	L	27-41	46,321	Busch
September 22	San Diego	L	41-44	52,270	Riverfront
September 30	@Pittsburgh	W	37-24	59,541	Three Rivers/Mon. night
October 6	New York Jets	L	20-29	51,785	Riverfront
October 13	New York Giants	W	35-30	53,112	Riverfront
October 20	@Houston	L	27-44	35,590	Astrodome
October 27	Pittsburgh	W	26-21	55,421	Riverfront
November 3	@Buffalo	W	23-17	25,640	Rich
November 10	Cleveland	W	27-10	57,293	Riverfront
November 17	@Los Angeles Raiders	L	6-13	52,501	Los Angeles Coliseum
November 24	@Cleveland	L	6-24	74,439	Cleveland
December 1	Houston	W	45-27	46,140	Riverfront
December 8	Dallas	W	50-24	56,936	Riverfront
December 15	@Washington	L	24-27	50,544	RFK
December 22	@New England	L	23-34	57,953	Sullivan
			441-437	Total home att.: 424,582	

1986

Record: 10-6-0 (2nd in AFC Central); 6-2 at home; 4-4 on road

Head Coach: Sam Wyche

Date	Opponent	W-L	Score	Att.	Stadium/Remarks
September 7	@Kansas City	L	14-24	43,430	Arrowhead
September 14	Buffalo	W	36-33 *	52,714	Riverfront/*OT
September 18	@Cleveland	W	30-13	78,779	Cleveland/Thu. night
September 28	Chicago	L	7-44	55,146	Riverfront
October 5	@Green Bay	W	34-28	51,230	Milwaukee County
October 13	Pittsburgh	W	24-22	54,283	Riverfront/Mon. night
October 19	Houston	W	31-28	53,844	Riverfront
October 26	@Pittsburgh	L	9-30	50,815	Three Rivers
November 2	@Detroit	W	24-17	52,423	Pontiac Silverdome
November 9	@Houston	L	28-32	32,130	Astrodome
November 16	Seattle	W	34-7	54,410	Riverfront
November 23	@Minnesota	W	24-20	53,003	Riverfront
November 30	@Denver	L	28-34	58,705	Mile High
December 7	@New England	W	31-7	60,633	Sullivan
December 14	Cleveland	L	3-34	58,062	Riverfront
December 21	New York Jets	W	52-21	51,619	Riverfront
			409-394	Total home att.: 433,061	

1987

Record: 4-11-0 (4th in AFC Central); 1-7 at home; 3-4 on road

Head Coach: Sam Wyche

Date	Opponent	W-L	Score	Att.	Stadium/Remarks
September 13	@Indianapolis	W	23-21	59,387	Hoosier Dome
September 20	San Francisco	L	26-27	53,498	Riverfront
— PLAYERS STRIKE BEGINS, SEPTEMBER 22 —					
September 27	@Los Angeles Rams	L	9-10	18,074	#Game canceled/players strike
October 4	San Diego**	L	17-10	31,739	Riverfront/**Strike replacement game
October 11	@Seattle**	W	17-10	31,739	Kingdome/**Strike replacement game
— PLAYERS STRIKE ENDS AT 24 DAYS, OCTOBER 15 —					
October 18	Cleveland**	L	0-34	40,179	Riverfront/**Strike replacement game
October 25	@Pittsburgh	L	20-23	53,692	Three Rivers
November 1	Houston	L	29-31	52,700	Riverfront
November 8	Miami	L	14-20	53,840	Riverfront
November 15	@Atlanta	W	16-10	25,758	Atlanta-Fulton County
November 22	Pittsburgh	L	16-30	59,910	Riverfront
November 29	@New York Jets	L	20-27	41,135	Giants
December 6	Kansas City	W	30-27 *	46,489	Riverfront/*OT
December 13	@Cleveland	L	24-38	77,331	Cleveland
December 20	New Orleans	L	24-41	43,424	Riverfront
December 27	@Houston	L	17-21	49,775	Astrodome
			285-370	Total home att.: 376,249	

NO TDs; NO PROBLEM

Three times in their history, the Bengals have won without scoring a touchdown:

- On Sept. 24, 1972, **Horst Muhlmann's** five field goals (41, 32, 20, 32, 34) fueled a 15-10 victory over Pittsburgh at Riverfront Stadium (later renamed Cinergy Field).
- On Oct. 21, 1984, **Jim Breech** kicked four field goals (24, 23, 25, 33) for all the Bengals' points in a 12-9 victory over Cleveland at Riverfront.
- On Nov. 6, 1994, the Bengals won their only road game without a TD. Cincinnati used **Doug Pelfrey's** club-record six field goals (36, 44, 36, 47, 28, 26) plus a safety by **Alfred Williams** to post a 20-17 overtime victory at Seattle.

1988

Record: 12-4-0 (1st in AFC Central); 8-0 at home; 4-4 on road

Head Coach: Sam Wyche

Date	Opponent	W-L	Score	Att.	Stadium/Remarks
September 4	Phoenix	W	21-14	60,404	Riverfront
September 11	@Philadelphia	W	28-24	66,459	Veterans
September 18	@Pittsburgh	W	17-12	56,647	Three Rivers
September 25	Cleveland	W	24-17	54,943	Riverfront
October 2	@Los Angeles Raiders	W	45-21	42,594	Los Angeles Coliseum
October 9	New York Jets	W	36-19	57,482	Riverfront
October 16	@New England	L	21-27	59,969	Foxboro
October 23	Houston	W	44-21	54,659	Riverfront
October 30	@Cleveland	L	16-23	79,147	Cleveland
November 6	Pittsburgh	W	42-7	56,403	Riverfront
November 13	@Kansas City	L	28-31	34,614	Arrowhead
November 20	@Dallas	W	38-24	37,865	Texas
November 27	Buffalo	W	35-21	58,672	Riverfront
December 4	San Diego	W	27-10	56,866	Riverfront
December 11	@Houston	L	6-41	50,269	Astrodome
December 17	Washington	W	20-17	52,157	Riverfront/Sat. afternoon *OT
			448-329	Total home att.: 441,586	

AFC DIVISIONAL PLAYOFF

December 31	Seattle	W	21-13	58,560	Riverfront/Sat. afternoon
-------------	---------	---	-------	--------	---------------------------

AFC CHAMPIONSHIP

January 8	Buffalo	W	21-10	59,747	Riverfront
-----------	---------	---	-------	--------	------------

SUPER BOWL XXIII IN MIAMI, FLORIDA

January 22	San Francisco	L	16-20	75,129	Joe Robbie
------------	---------------	---	-------	--------	------------

1989

Record: 8-8-0 (4th in AFC Central); 5-3 at home; 3-5 on road

Head Coach: Sam Wyche

Date	Opponent	W-L	Score	Att.	Stadium/Remarks
September 10	@Chicago	L	14-17	64,730	Soldier
September 17	Pittsburgh	W	41-10	53,885	Riverfront
September 25	Cleveland	W	21-14	55,996	Riverfront/Mon. night
October 1	@Kansas City	W	21-17	61,165	Arrowhead
October 8	@Pittsburgh	W	26-16	52,785	Three Rivers
October 15	Miami	L	13-20	58,184	Riverfront
October 22	Indianapolis	L	12-23	57,642	Riverfront
October 29	Tampa Bay	W	56-23	57,225	Riverfront
November 5	@Los Angeles Raiders	L	7-28	51,080	Los Angeles Coliseum
November 13	@Houston	L	24-26	60,694	Astrodome/Mon. night
November 19	Detroit	W	42-7	55,720	Riverfront
November 26	@Buffalo	L	7-24	80,074	Rich
December 3	@Cleveland	W	21-0	76,236	Cleveland
December 10	Seattle	L	17-24	54,744	Riverfront
December 17	Houston	W	61-7	47,510	Riverfront
December 25	@Minnesota	L	21-29	58,829	Metrodome/Mon. night
			404-285	Total home att.: 440,906	

1990

Record: 9-7-0 (1st in AFC Central); 5-3 at home; 4-4 on road

Head Coach: Sam Wyche

Date	Opponent	W-L	Score	Att.	Stadium/Remarks
September 9	New York Jets	W	25-20	56,467	Riverfront
September 16	@San Diego	W	21-16	48,098	SD Jack Murphy
September 23	New England	W	41-7	56,470	Riverfront
October 1	@Seattle	L	16-31	60,135	Kingdome/Mon. night
October 7	@Los Angeles Rams	W	34-31	62,619	Anaheim/*OT
October 14	@Houston	L	17-48	53,501	Astrodome
October 22	@Cleveland	W	34-13	78,567	Cleveland/Mon. night
October 28	@Atlanta	L	17-38	53,214	Atlanta-Fulton County
November 4	New Orleans	L	7-21	60,067	Riverfront
November 18	Pittsburgh	W	27-3	60,064	Riverfront/Sun. night
November 25	Indianapolis	L	20-34	60,051	Riverfront
December 2	@Pittsburgh	W	16-12	58,200	Three Rivers
December 9	San Francisco	L	17-20	60,084	Riverfront/*OT
December 16	@Los Angeles Raiders	L	7-24	54,132	Los Angeles Coliseum
December 23	Houston	W	40-20	60,044	Riverfront
December 30	Cleveland	W	21-14	60,041	Riverfront
(Bye November 11)			360-352	Total home att.: 473,288	

AFC WILD CARD PLAYOFF

January 6	Houston	W	41-14	60,012	Riverfront
-----------	---------	---	-------	--------	------------

AFC DIVISIONAL PLAYOFF

January 13	@Los Angeles Raiders	L	10-20	92,045	Los Angeles Coliseum
------------	----------------------	---	-------	--------	----------------------

1991

Record: 3-13-0 (4th in AFC Central); 3-5 at home; 0-8 on road

Head Coach: Sam Wyche

Date	Opponent	W-L	Score	Att.	Stadium/Remarks
September 1	@Denver	L	14-45	72,855	Mile High
September 8	Houston	L	7-30	56,463	Riverfront/Sun. night
September 15	@Cleveland	L	13-14	76,269	Cleveland
September 22	Washington	L	27-34	52,038	Riverfront
October 6	Seattle	L	7-13	60,010	Riverfront
October 13	@Dallas	L	23-35	63,275	Texas
October 21	@Buffalo	L	16-35	80,131	Rich/Mon. night
October 27	@Houston	L	3-35	58,634	Astrodome
November 3	Cleveland	W	23-21	55,077	Riverfront
November 10	Pittsburgh	L	27-33	55,503	Riverfront/* OT
November 17	@Philadelphia	L	10-17	63,189	Veterans
November 24	Los Angeles Raiders	L	14-38	52,044	Riverfront
December 1	New York Giants	W	27-24	45,063	Riverfront
December 9	@Miami	L	13-37	60,616	Joe Robbie/Mon. night
December 15	@Pittsburgh	L	10-17	35,420	Three Rivers
December 22	New England	W	29-7	46,394	Riverfront
(Bye September 29)			263-435	Total home att.: 422,592	

1992

Record: 5-11-0 (4th in AFC Central); 3-5 at home; 2-6 on road

Head Coach: Dave Shula

Date	Opponent	W-L	Score	Att.	Stadium/Remarks
September 6	@Seattle	W	21-3	57,350	Kingdome
September 13	Los Angeles Raiders	W	24-21	54,240	Riverfront/* OT
September 20	@Green Bay	L	23-24	57,272	Lambeau
September 27	Minnesota	L	7-42	53,847	Riverfront
October 11	Houston	L	24-38	54,254	Riverfront
October 19	@Pittsburgh	L	0-20	55,411	Three Rivers/Mon. night
October 25	@Houston	L	10-26	58,701	Astrodome
November 1	Cleveland	W	30-10	54,765	Riverfront
November 8	@Chicago	W	31-28	56,120	Soldier/* OT
November 15	@New York Jets	L	14-17	60,196	Giants
November 22	Detroit	L	13-19	48,574	Riverfront
November 29	Pittsburgh	L	9-21	54,253	Riverfront
December 6	@Cleveland	L	21-37	68,368	Cleveland
December 13	@San Diego	L	10-27	50,579	San Diego Jack Murphy
December 20	New England	W	20-10	45,355	Riverfront
December 27	Indianapolis	L	17-21	47,837	Riverfront
(Bye October 4)			274-364	Total home att.: 413,125	

1993

Record: 3-13-0 (4th in AFC Central); 3-5 at home; 0-8 on road

Head Coach: Dave Shula

Date	Opponent	W-L	Score	Att.	Stadium/Remarks
September 5	@Cleveland	L	14-27	75,508	Cleveland
September 12	Indianapolis	L	6-9	50,299	Riverfront
September 19	@Pittsburgh	L	7-34	53,682	Three Rivers
September 26	Seattle	L	10-19	46,880	Riverfront
October 10	@Kansas City	L	15-17	75,394	Arrowhead
October 17	Cleveland	L	17-28	55,647	Riverfront
October 24	@Houston	L	12-28	50,039	Astrodome
November 7	Pittsburgh	L	16-24	51,202	Riverfront
November 14	Houston	L	3-38	42,347	Riverfront
November 21	@New York Jets	L	12-17	64,264	Giants
November 28	Los Angeles Raiders	W	16-10	43,272	Riverfront
December 5	@San Francisco	L	8-21	60,039	Candlestick
December 12	@New England	L	2-7	29,794	Foxboro
December 19	Los Angeles Rams	W	15-3	36,612	Riverfront
December 26	Atlanta	W	21-17	27,014	Riverfront
January 2	@New Orleans	L	13-20	58,036	Superdome
(Byes October 3 & October 31)			187-319	Total home att.: 353,273	

PERFECTION AT HOME

The Bengals have gone undefeated (and untied) at home during the regular season three times in team history:

- 8-0 in the Super Bowl season of 1988
- 7-0 in the '73 playoff season
- 4-0 in the strike-shortened '82 campaign

1994

Record: 3-13-0 (3rd in AFC Central); 2-6 at home; 1-7 on road**Head Coach:** Dave Shula

Date	Opponent	W-L	Score	Att.	Stadium/Remarks
September 4	Cleveland	L	20-28	52,778	Riverfront
September 11	@San Diego	L	10-27	53,217	San Diego Jack Murphy
September 18	New England	L	28-31	46,640	Riverfront
September 25	@Houston	L	13-20	44,253	Astrodome
October 2	Miami	L	7-23	55,056	Riverfront/Sun. night
October 16	@Pittsburgh	L	10-14	55,353	Three Rivers
October 23	@Cleveland	L	13-37	77,588	Cleveland
October 30	Dallas	L	20-23	57,096	Riverfront
November 6	@Seattle	W	20-17 *	46,630	Kingdome/*OT
November 13	Houston	W	34-31	54,908	Riverfront
November 20	Indianapolis	L	13-17	55,566	Riverfront
November 27	@Denver	L	13-15	69,714	Mile High
December 4	Pittsburgh	L	15-38	53,401	Riverfront
December 11	@New York Giants	L	20-27	67,530	Giants
December 18	@Arizona	L	7-28	50,110	Sun Devil
December 24	Philadelphia	W	33-30	39,923	Riverfront/Sat. afternoon
(Bye October 9)			276-406	Total home att.: 415,368	

1995

Record: 7-9-0 (2nd in AFC Central); 3-5 at home; 4-4 on road**Head Coach:** Dave Shula

Date	Opponent	W-L	Score	Att.	Stadium/Remarks
September 3	@Indianapolis	W	24-21 *	42,445	RCA Dome/*OT
September 10	Jacksonville	W	24-17	48,318	Riverfront
September 17	@Seattle	L	21-24	39,492	Kingdome
September 24	Houston	L	28-38	46,332	Riverfront
October 1	Miami	L	23-26	52,671	Riverfront
October 8	@Tampa Bay	L	16-19	41,732	Tampa
October 19	@Pittsburgh	W	27-9	56,684	Three Rivers/Thu. night
October 29	Cleveland	L	26-29 *	58,639	Riverfront/*OT
November 5	Oakland	L	17-20	51,265	Riverfront
November 12	@Houston	W	32-25	32,998	Astrodome
November 19	Pittsburgh	L	31-49	54,636	Riverfront
November 26	@Jacksonville	W	17-13	68,249	Jacksonville Municipal
December 3	@Green Bay	L	10-24	60,318	Lambeau
December 10	Chicago	W	16-10	38,642	Riverfront
December 17	@Cleveland	L	10-26	55,875	Cleveland
December 24	Minnesota	W	27-24	34,568	Riverfront
(Bye October 15)			349-374	Total home att.: 385,071	

1996

Record: 8-8-0 (3rd in AFC Central); 6-2 at home; 2-6 on road**Head Coaches:** Dave Shula (1-6), Bruce Coslet (7-2)

Date	Opponent	W-L	Score	Att.	Stadium/Remarks
September 1	@St. Louis	L	16-26	62,659	Trans World Dome
September 8	@San Diego	L	14-27	55,880	SD Jack Murphy
September 15	New Orleans	W	30-15	45,412	Cinergy Field
September 29	Denver	L	10-14	51,798	Cinergy Field
October 6	Houston	L	27-30 *	44,680	Cinergy Field/*OT/Sun. night
October 13	@Pittsburgh	L	10-20	58,875	Three Rivers
October 20	@San Francisco	L	21-28	63,218	3Com Park
October 27	Jacksonville	W	28-21	45,890	Cinergy Field
November 3	@ Baltimore	W	24-21	60,743	Memorial
November 10	Pittsburgh	W	34-24	57,265	Cinergy Field
November 17	@Buffalo	L	17-31	75,549	Rich
November 24	Atlanta	W	41-31	44,868	Cinergy Field
December 1	@Jacksonville	L	27-30	57,408	Jacksonville Municipal
December 8	Baltimore	W	21-14	43,022	Cinergy Field
December 15	@Houston	W	21-13	15,131	Astrodome
December 22	Indianapolis	W	31-24	49,389	Cinergy Field
(Bye September 22)			372-369	Total home att.: 382,324	

43 IN A ROW

The Bengals' longest sellout streak of regular and postseason games at Riverfront Stadium/Cinergy Field was 43. The sellout streak began with the opening game against Phoenix in 1988, the season the Bengals won the American Football Conference championship and met the San Francisco 49ers in Super Bowl XXIII. The final game of the streak was the home finale against Indianapolis in 1992.

1997

Record: 7-9-0 (4th in AFC Central); 6-2 at home; 1-7 on road

Head Coach: Bruce Coslet

Date	Opponent	W-L	Score	Att.	Stadium/Remarks
August 31	Arizona	W	24-21	53,644	Cinergy Field
September 7	@ Baltimore	L	10-23	52,968	Memorial
September 21	@ Denver	L	20-38	73,871	Mill High
September 28	New York Jets	L	14-31	57,209	Cinergy Field
October 5	@ Jacksonville	L	13-21	67,128	ALLTEL
October 12	@ Tennessee	L	7-30	17,071	Liberly Bowl (Memphis)
October 19	Pittsburgh	L	10-26	60,020	Cinergy Field
October 26	@ New York Giants	L	27-29	72,584	Giants
November 2	San Diego	W	38-31	53,754	Cinergy Field
November 9	@ Indianapolis	W	28-13	58,473	RCA Dome
November 16	@ Pittsburgh	L	3-20	55,226	Three Rivers
November 23	Jacksonville	W	31-26	55,158	Cinergy Field
November 30	@ Philadelphia	L	42-44	66,623	Veterans
December 4	Tennessee	W	41-14	49,086	Cinergy Field/Thurs. night
December 14	Dallas	W	31-24	60,043	Cinergy Field
December 21	Baltimore	W	16-14	50,917	Cinergy Field
(Bye September 14)			355-405	Total home att.: 439,831	

1998

Record: 3-13-0 (5th in AFC Central); 1-7 at home; 2-6 on road

Head Coach: Bruce Coslet

Date	Opponent	W-L	Score	Att.	Stadium/Remarks
September 6	Tennessee	L	14-23	55,848	Cinergy Field
September 13	@ Detroit	W	34-28	66,354	Pontiac Silverdome/* OT
September 20	Green Bay	L	6-13	56,346	Cinergy Field
September 27	@ Baltimore	L	24-31	68,154	Ravens Stadium at Camden Yards/Sun. night
October 11	Pittsburgh	W	25-20	69,979	Cinergy Field
October 18	@ Tennessee	L	14-44	33,288	Vanderbilt
October 25	@ Oakland	L	10-27	40,089	Network Associates Coliseum
November 1	Denver	L	26-33	59,974	Cinergy Field
November 8	@ Jacksonville	L	11-24	67,040	ALLTEL
November 15	@ Minnesota	L	3-24	64,232	Metrodome
November 22	Baltimore	L	13-20	52,571	Cinergy Field
November 29	Jacksonville	L	17-34	55,432	Cinergy Field
December 6	Buffalo	L	20-33	54,359	Cinergy Field
December 13	@ Indianapolis	L	26-39	55,179	RCA Dome
December 20	@ Pittsburgh	W	25-24	52,017	Three Rivers
December 27	Tampa Bay	L	0-35	49,826	Cinergy Field
(Bye October 4)			268-452	Total home att.: 444,335	

1999

Record: 4-12-0 (5th in AFC Central); 2-6 at home; 2-6 on road

Head Coach: Bruce Coslet

Date	Opponent	W-L	Score	Att.	Stadium/Remarks
September 12	@ Tennessee	L	35-36	65,272	Adelphia Coliseum
September 19	San Diego	L	7-34	47,660	Cinergy Field
September 26	@ Carolina	L	3-27	61,269	Ericsson
October 3	St. Louis	L	10-38	45,481	Cinergy Field
October 10	@ Cleveland	W	18-17	73,048	Cleveland Browns
October 17	Pittsburgh	L	3-17	59,669	Cinergy Field
October 24	@ Indianapolis	L	10-31	55,996	RCA Dome
October 31	Jacksonville	L	10-41	49,138	Cinergy Field
November 7	@ Seattle	L	20-37	66,303	Kingdome
November 14	Tennessee	L	14-24	46,017	Cinergy Field
November 21	Baltimore	L	31-34	43,279	Cinergy Field
November 28	@ Pittsburgh	W	27-20	50,907	Three Rivers
December 5	San Francisco	W	44-30	53,463	Cinergy Field
December 12	Cleveland	W	44-28	59,972	Cinergy Field
December 26	@ Baltimore	L	0-22	68,036	PSinet
January 2	@ Jacksonville	L	7-24	70,532	ALLTEL
(Bye December 19)			283-460	Total home att.: 404,679	

PERFECT IN CRUNCH TIME

Former Bengals kicker **Jim Breech** never missed a field goal attempt in overtime. He provided the winning kick nine times in OT, more than any kicker in NFL history.

"In that type of situation (overtime), your adrenaline is pumping so much that you just want to make sure not to overkick the ball," Breech said. "The key is to be real deliberate on that first step to just gather everything together."

2000**Record: 4-12-0 (5th in AFC Central); 3-5 at home; 1-7 on road****Head Coaches:** Bruce Coslet (0-3), Dick LeBeau (4-9)

Date	Opponent	W-L	Score	Att.	Stadium/Remarks
September 10	Cleveland	L	7-24	64,006	Paul Brown
September 17	@Jacksonville	L	0-13	45,653	ALLTEL
September 24	@Baltimore	L	0-37	68,481	PSINet
October 1	Miami	L	16-31	61,535	Paul Brown
October 8	Tennessee	L	14-23	63,406	Paul Brown
October 15	@Pittsburgh	L	0-15	54,328	Three Rivers
October 22	Denver	W	31-21	61,603	Paul Brown
October 29	@Cleveland	W	12-3	73,118	Cleveland Browns
November 5	Baltimore	L	7-27	54,759	Paul Brown
November 12	@Dallas	L	6-23	62,170	Texas
November 19	@New England	L	13-16	60,292	Foxboro
November 26	Pittsburgh	L	28-48	63,925	Paul Brown
December 3	Arizona	W	24-13	50,289	Paul Brown
December 10	@Tennessee	L	3-35	68,498	Adelphia Coliseum
December 17	Jacksonville	W	17-14	50,469	Paul Brown
December 24	@Philadelphia	L	7-16	64,902	Veterans
(Bye September 3)			185-359	Total home att.: 469,992	

BENGALS DOUBLE-DIGIT CLUB

Through 2000, 20 players shared the distinction of having played 10 or more seasons for the Bengals:

Player	Pos.	Years	Seasons
Ken Anderson	QB	16	1971-86
Ken Riley	CB	15	1969-83
Reggie Williams	LB	14	1976-89
Jim Breech	K	13	1980-92
Anthony Munoz	T	13	1980-92
Joe Walter	T	13	1985-97
Isaac Curtis	WR	12	1973-84
Bob Johnson	C	12	1968-79
Bruce Kozerski	OL	12	1984-95
Tim Krumrie	NT	12	1983-94
Jim LeClair	LB	12	1972-83
Glenn Cameron	LB	11	1975-85
Rodney Holman	TE	11	1982-92
Lee Johnson	P-K	11	1988-98
Max Montoya	G-T	11	1979-89
Louis Breeden	CB	10	1978-87
Boomer Esiason	QB	10	1984-92, 97
Dave Lapham	G	10	1974-83
Pat McNally	P-WR	10	1976-85
Bob Trumpy	TE-WR	10	1968-77

BENGALS ALL-TIME PRESEASON RESULTS

All-Time Preseason Record: 73-77-2

All games night games unless noted with (D).

1968 (2-3-0)

Date	Opponent	Score	W-L
August 3	Kansas City	14-38	L
August 10	@Denver	13-15	L
August 17	Buffalo	6-10	L
August 25 (D)	Pittsburgh-a	19-3	W
August 30	New York Jets-b	13-9	W
a-at Morgantown, W.Va. b-at Memphis, Tenn.			

1969 (3-2-0)

Date	Opponent	Score	W-L
August 10 (D)	Boston-a	13-21	L
August 16	Kansas City-b	7-23	L
August 23	Miami	28-21	W
August 30	@Pittsburgh	23-13	W
September 6	Denver	13-11	W
a-at Bowling Green, Ohio b-at Jackson, Miss.			

1970 (2-3-1)

Date	Opponent	Score	W-L
August 8	Washington	27-12	W
August 15	@Miami	10-20	L
August 22	@St. Louis	20-41	L
August 29	Cleveland	31-24	W
September 5	@Green Bay-a	10-10	T
September 12	Detroit	14-31	L
a-at Milwaukee			

1971 (5-0-1)

Date	Opponent	Score	W-L
August 7	@Miami	27-10	W
August 14	@Detroit	31-24	W
August 23	Pittsburgh	20-13	W
August 28	St. Louis	22-21	W
September 4	Green Bay	27-24	W
September 11	@Washington	17-17	T

1972 (3-3-0)

Date	Opponent	Score	W-L
August 5	@Green Bay	14-24	L
August 12	Detroit	28-20	W
August 19	Miami	17-35	L
August 26	@Philadelphia	34-20	W
September 3(D)	Cleveland-a	27-21	W
September 9	Atlanta	14-44	L
a-at Columbus, Ohio			

1973 (4-2-0)

Date	Opponent	Score	W-L
August 4	@Miami	13-14	L
August 11	Philadelphia	45-21	W
August 19 (D)	Cleveland-a	6-24	L
August 24	@Detroit	17-10	W
September 1	Atlanta	31-20	W
September 8	Green Bay	13-10	W
a-at Columbus, Ohio			

1974 (4-2-0)

Date	Opponent	Score	W-L
August 3	Miami	19-13	W
August 10	Philadelphia	35-21	W
August 17	@Atlanta	13-7	W
August 26	Detroit	27-14	W
September 1(D)	Cleveland-a	17-21	L
September 6	@Green Bay-b	24-26	L
a-at Columbus, Ohio b-at Milwaukee			

†Overtime

1975 (4-3-0)

Date	Opponent	Score	W-L
August 2(D)	Washington-a	9-17	L
August 9	@Miami	3-7	L
August 15	@Buffalo	38-28	W
August 23	Green Bay	27-10	W
August 28	@Philadelphia	20-30	L
September 6(D)	@Detroit	22-14	W
September 13	New Orleans	20-0	W
a-Hall of Fame Game at Canton, Ohio			

1976 (4-2-0)

Date	Opponent	Score	W-L
July 31	@Green Bay	23-17	W
August 7	Buffalo	31-10	W
August 14	Detroit	26-14	W
August 22(D)	@Minnesota	17-23	L
August 28	@New Orleans	10-13	L
September 4	@Tampa Bay	24-13	W

1977 (5-1-0)

Date	Opponent	Score	W-L
August 6	@Green Bay	20-23	L
August 13	Tampa Bay	45-0	W
August 21 (D)	@Detroit	17-13	W
August 27	@St. Louis	33-9	W
September 3	Minnesota	26-7	W
September 10	@Chicago	24-6	W

1978 (2-2-0)

Date	Opponent	Score	W-L
August 5	@Tampa Bay	0-17	L
August 12	Detroit	10-14	L
August 19	Chicago	27-3	W
August 26	@Green Bay-a	17-14	W
a-at Milwaukee			

1979 (2-2-0)

Date	Opponent	Score	W-L
August 4	@Detroit	40-28	W
August 11	Green Bay	20-5	W
August 18	@Chicago	13-17	L
August 25	Tampa Bay	13-24	L

1980 (1-3-0)

Date	Opponent	Score	W-L
August 9	@Denver	6-17	L
August 16	Chicago	21-3	W
August 23	@Tampa Bay	14-20†	L
August 30	Detroit	10-15	L
†Overtime			

1981 (2-2-0)

Date	Opponent	Score	W-L
August 8	@Tampa Bay	24-17	W
August 15	@Detroit	30-20	W
August 22	@Chicago	21-24	L
August 29	Denver	20-24	L

1982 (1-3-0)

Date	Opponent	Score	W-L
August 13	@Kansas City	20-26	L
August 20	@Green Bay-a	27-41	L
August 28	Detroit	23-27	L
September 3	Washington	28-21	W
a-at Milwaukee			

1983 (0-4-0)

Date	Opponent	Score	W-L
August 6	Kansas City	7-24	L
August 12	@Washington	23-27	L
August 18	New York Jets	17-20†	L
August 27	@Detroit	7-34	L
†Overtime			

1984 (3-1-0)

Date	Opponent	Score	W-L
August 4	@New York Jets	21-15	W
August 11	@Tampa Bay	13-21	L
August 18	@Chicago	25-17	W
August 24	Detroit	35-14	W

1985 (2-2-0)

Date	Opponent	Score	W-L
August 10	Kansas City	27-35	L
August 17	New York Jets	24-20	W
August 23	@Detroit	17-31	L
August 30	@Indianapolis	31-21	W

1986 (1-3-0)

Date	Opponent	Score	W-L
August 9	@Kansas City	0-20	L
August 16	@New York Jets	17-28	L
August 23	Green Bay	34-12	W
August 29	Detroit	20-30	L

1987 (2-2-0)

Date	Opponent	Score	W-L
August 15	@Tampa Bay	31-30	W
August 22	@Detroit	9-23	L
August 29	@Green Bay	28-20	W
September 4	New Orleans	14-26	L

1988 (4-1-0)

Date	Opponent	Score	W-L
July 30 (D)	Los Angeles Rams-a	14-7	W
August 6	@Kansas City	21-34	L
August 13	@Buffalo	24-13	W
August 20	Detroit	24-7	W
August 26	@New England	27-21	W
a-Hall of Fame Game at Canton, Ohio			

1989 (2-2-0)

Date	Opponent	Score	W-L
August 13	Buffalo	24-20	W
August 19	@Detroit	35-3	W
August 28	@New Orleans	10-27	L
September 1	@Minnesota	10-17	L

1990 (1-3-0)

Date	Opponent	Score	W-L
August 11	@Tampa Bay	17-30	L
August 18	@Atlanta	17-34	L
August 24	@New England	13-10†	W
August 31	Detroit	24-26	L
†Overtime			

1991 (2-2-0)

Date	Opponent	Score	W-L
August 2	@Detroit	20-24	L
August 10	Philadelphia	24-29	L
August 17	Minnesota	27-24†	W
August 24	@Green Bay-a	19-16†	W
†Overtime			
a-at Milwaukee			

1992 (2-2-0)

Date	Opponent	Score	W-L
August 9	@New York Giants	7-13	L
August 15	@Philadelphia	17-27	L
August 22	Indianapolis	20-0	W
August 28	Detroit	34-17	W

1993 (2-2-0)

Date	Opponent	Score	W-L
August 7	New York Giants	16-27	L
August 14	@Indianapolis	24-7	W
August 20	@Detroit	7-30	L
August 27	Philadelphia	23-3	W

1994 (1-3-0)

Date	Opponent	Score	W-L
August 6	@Tampa Bay	16-17	L
August 13	Indianapolis	21-26	L
August 20	@Philadelphia	7-17	L
August 26	Detroit	38-14	W

1995 (1-3-0)

Date	Opponent	Score	W-L
August 4	@Indianapolis	34-21	W
August 11	Tampa Bay	7-31	L
August 17	@Detroit	13-20	L
August 25	New York Jets	24-30	L

1996 (2-2-0)

Date	Opponent	Score	W-L
August 3	Indianapolis	28-25	W
August 10	@Arizona	10-13	L
August 16	@Washington	28-7	W
August 23	Detroit	17-24	L

1997 (2-2-0)

Date	Opponent	Score	W-L
August 1	@Indianapolis	16-20	L
August 8	@Detroit	27-23	W
August 16	Minnesota	37-13	W
August 22	Seattle	28-31	L

1998 (1-3-0)

Date	Opponent	Score	W-L
August 8	@New York Giants	17-24	L
August 17	Indianapolis	27-30	L
August 22	Detroit	33-19	W
August 28	@Atlanta	0-17	L

1999 (0-4-0)

Date	Opponent	Score	W-L
August 14	@Indianapolis	17-20	L
August 20	@Detroit	0-16	L
August 28	Buffalo	3-30	L
September 3	Atlanta	16-28	L

2000 (1-3-0)

Date	Opponent	Score	W-L
August 4	@Buffalo	20-21	L
August 11	@Atlanta	16-31	L
August 19	Chicago	24-20	W
August 25	Detroit	13-21	L

BENGALS ALL-TIME RESULTS BY OPPONENTS

ARIZONA CARDINALS

Bengals Lead Regular Season Series 5-2-0
(Cardinals franchise known as Phoenix prior to 1994 and in St. Louis prior to 1988)

YEAR	SITE	SCORE
1973	Cincinnati	Cincinnati 42, St. Louis 24
1979	Cincinnati	Cincinnati 34, St. Louis 28
1985	St. Louis	St. Louis 41, Cincinnati 27
1988	Cincinnati	Cincinnati 21, Phoenix 14
1994	Arizona	Arizona 28, Cincinnati 7
1997	Cincinnati	Cincinnati 24, Arizona 21
2000	Cincinnati	Cincinnati 24, Arizona 13

ATLANTA FALCONS

Bengals Lead Regular Season Series 7-2-0

YEAR	SITE	SCORE
1971	Cincinnati	Atlanta 9, Cincinnati 6
1975	Atlanta	Cincinnati 21, Atlanta 14
1978	Cincinnati	Cincinnati 37, Atlanta 7
1981	Atlanta	Cincinnati 30, Atlanta 28
1984	Cincinnati	Cincinnati 35, Atlanta 14
1987	Atlanta	Cincinnati 16, Atlanta 10
1990	Atlanta	Atlanta 38, Cincinnati 17
1993	Cincinnati	Cincinnati 21, Atlanta 17
1996	Cincinnati	Cincinnati 41, Atlanta 31

BALTIMORE RAVENS

Ravens Lead Regular Season Series 7-3-0

YEAR	SITE	SCORE
1996	Baltimore	Cincinnati 24, Baltimore 21
	Cincinnati	Cincinnati 21, Baltimore 14
1997	Baltimore	Baltimore 23, Cincinnati 10
	Cincinnati	Cincinnati 16, Baltimore 14
1998	Baltimore	Baltimore 31, Cincinnati 24
	Cincinnati	Baltimore 20, Cincinnati 13
1999	Cincinnati	Baltimore 34, Cincinnati 31
	Baltimore	Baltimore 22, Cincinnati 0
2000	Baltimore	Baltimore 37, Cincinnati 0
	Cincinnati	Baltimore 27, Cincinnati 7

BUFFALO BILLS

Regular Season Series Tied 9-9-0;
Bengals Lead Postseason Series 2-0

YEAR	SITE	SCORE
1968	Cincinnati	Cincinnati 34, Buffalo 23
1969	Buffalo	Buffalo 16, Cincinnati 13
1970	Buffalo	Cincinnati 43, Buffalo 14
1973	Buffalo	Cincinnati 16, Buffalo 13
1975	Cincinnati	Cincinnati 33, Buffalo 24
1978	Buffalo	Buffalo 5, Cincinnati 0
1979	Buffalo	Buffalo 51, Cincinnati 24
1980	Cincinnati	Buffalo 14, Cincinnati 0
1981	Cincinnati	Cincinnati 27, Buffalo 24 (OT)
	*Cincinnati	Cincinnati 28, Buffalo 21
1983	Cincinnati	Buffalo 10, Cincinnati 6
1984	Cincinnati	Cincinnati 52, Buffalo 21
1985	Buffalo	Cincinnati 23, Buffalo 17
1986	Cincinnati	Cincinnati 36, Buffalo 33 (OT)
1988	Cincinnati	Cincinnati 35, Buffalo 21
	**Cincinnati	Cincinnati 21, Buffalo 10
1989	Buffalo	Buffalo 24, Cincinnati 7
1991	Buffalo	Buffalo 35, Cincinnati 16

1996	Buffalo	Buffalo 31, Cincinnati 17
1998	Cincinnati	Buffalo 33, Cincinnati 20
	*AFC Divisional Playoff	
	**AFC Championship	

CAROLINA PANTHERS

Panthers Lead Regular Season Series 1-0-0

YEAR	SITE	SCORE
1999	Carolina	Carolina 27, Cincinnati 3

CHICAGO BEARS

Bengals Lead Regular Season Series 4-2-0

YEAR	SITE	SCORE
1972	Chicago	Cincinnati 13, Chicago 3
1980	Chicago	Cincinnati 17, Chicago 14 (OT)
1986	Cincinnati	Chicago 44, Cincinnati 7
1989	Chicago	Chicago 17, Cincinnati 14
1992	Chicago	Cincinnati 31, Chicago 28 (OT)
1995	Cincinnati	Cincinnati 16, Chicago 10

CLEVELAND BROWNS

Browns Lead Regular Season Series 28-27-0

YEAR	SITE	SCORE
1970	Cleveland	Cleveland 30, Cincinnati 27
	Cincinnati	Cincinnati 14, Cleveland 10
1971	Cincinnati	Cleveland 27, Cincinnati 24
	Cleveland	Cleveland 31, Cincinnati 27
1972	Cleveland	Cleveland 27, Cincinnati 6
	Cincinnati	Cleveland 27, Cincinnati 24
1973	Cleveland	Cleveland 17, Cincinnati 10
	Cincinnati	Cincinnati 34, Cleveland 17
1974	Cincinnati	Cincinnati 33, Cleveland 7
	Cleveland	Cincinnati 34, Cleveland 24
1975	Cincinnati	Cincinnati 24, Cleveland 17
	Cleveland	Cleveland 35, Cincinnati 23
1976	Cleveland	Cincinnati 45, Cleveland 24
	Cincinnati	Cincinnati 21, Cleveland 6
1977	Cincinnati	Cleveland 13, Cincinnati 3
	Cleveland	Cincinnati 10, Cleveland 7
1978	Cleveland	Cleveland 13, Cincinnati 10 (OT)
	Cincinnati	Cincinnati 48, Cleveland 16
1979	Cleveland	Cleveland 28, Cincinnati 27
	Cincinnati	Cincinnati 16, Cleveland 12
1980	Cleveland	Cleveland 31, Cincinnati 7
	Cincinnati	Cleveland 27, Cincinnati 24
1981	Cincinnati	Cleveland 20, Cincinnati 17
	Cleveland	Cincinnati 41, Cleveland 21
1982	Cincinnati	Cincinnati 23, Cleveland 10
1983	Cleveland	Cleveland 17, Cincinnati 7
	Cincinnati	Cincinnati 28, Cleveland 21
1984	Cincinnati	Cincinnati 12, Cleveland 9
	Cleveland	Cincinnati 20, Cleveland 17 (OT)
1985	Cincinnati	Cincinnati 27, Cleveland 10
	Cleveland	Cleveland 24, Cincinnati 6
1986	Cleveland	Cincinnati 30, Cleveland 13
	Cincinnati	Cleveland 34, Cincinnati 3
1987	Cincinnati	Cleveland 34, Cincinnati 0
	Cleveland	Cleveland 38, Cincinnati 24
1988	Cincinnati	Cincinnati 24, Cleveland 17
	Cleveland	Cleveland 23, Cincinnati 16
1989	Cincinnati	Cincinnati 21, Cleveland 14
	Cleveland	Cincinnati 21, Cleveland 0

TEAM HISTORY

(continued)

(All-Time Results By Opponents — cont'd)

1990	Cleveland	Cincinnati 34, Cleveland 13
	Cincinnati	Cincinnati 21, Cleveland 14
1991	Cleveland	Cleveland 14, Cincinnati 13
	Cincinnati	Cincinnati 23, Cleveland 21
1992	Cincinnati	Cincinnati 30, Cleveland 10
	Cleveland	Cleveland 37, Cincinnati 21
1993	Cleveland	Cleveland 27, Cincinnati 14
	Cincinnati	Cleveland 28, Cincinnati 17
1994	Cincinnati	Cleveland 28, Cincinnati 20
	Cleveland	Cleveland 37, Cincinnati 13
1995	Cincinnati	Cleveland 29, Cincinnati 26 (OT)
	Cleveland	Cleveland 26, Cincinnati 10
1999	Cleveland	Cincinnati 48, Cleveland 17
	Cincinnati	Cincinnati 44, Cleveland 28
2000	Cincinnati	Cleveland 24, Cincinnati 7
	Cleveland	Cincinnati 12, Cleveland 3

DALLAS COWBOYS

Cowboys Lead Regular Season Series 5-3-0

YEAR	SITE	SCORE
1973	Dallas	Dallas 38, Cincinnati 10
1979	Dallas	Dallas 38, Cincinnati 13
1985	Cincinnati	Cincinnati 50, Dallas 24
1988	Dallas	Cincinnati 38, Dallas 24
1991	Dallas	Dallas 35, Cincinnati 23
1994	Cincinnati	Dallas 23, Cincinnati 20
1997	Cincinnati	Cincinnati 31, Dallas 24
2000	Dallas	Dallas 23, Cincinnati 6

DENVER BRONCOS

Broncos Lead Regular Season Series 14-7-0

YEAR	SITE	SCORE
1968	Cincinnati	Cincinnati 24, Denver 10
	Denver	Denver 10, Cincinnati 7
1969	Cincinnati	Denver 30, Cincinnati 23
	Denver	Denver 27, Cincinnati 16
1971	Denver	Cincinnati 24, Denver 10
1972	Cincinnati	Cincinnati 21, Denver 10
1973	Denver	Denver 28, Cincinnati 10
1975	Denver	Cincinnati 17, Denver 16
1976	Cincinnati	Cincinnati 17, Denver 7
1977	Cincinnati	Denver 24, Cincinnati 13
1979	Denver	Denver 10, Cincinnati 0
1981	Cincinnati	Cincinnati 38, Denver 21
1983	Denver	Denver 24, Cincinnati 17
1984	Denver	Denver 20, Cincinnati 17
1986	Denver	Denver 34, Cincinnati 28
1991	Denver	Denver 45, Cincinnati 14
1994	Denver	Denver 15, Cincinnati 13
1996	Cincinnati	Denver 14, Cincinnati 10
1997	Denver	Denver 38, Cincinnati 20
1998	Cincinnati	Denver 33, Cincinnati 26
2000	Cincinnati	Cincinnati 31, Denver 21

DETROIT LIONS

Bengals Lead Regular Season Series 4-3-0

YEAR	SITE	SCORE
1970	Detroit	Detroit 38, Cincinnati 3
1974	Cincinnati	Detroit 23, Cincinnati 19
1983	Cincinnati	Cincinnati 17, Detroit 9
1986	Detroit	Cincinnati 24, Detroit 17
1989	Cincinnati	Cincinnati 42, Detroit 7
1992	Cincinnati	Detroit 19, Cincinnati 13
1998	Detroit	Cincinnati 34, Detroit 28 (OT)

GREEN BAY PACKERS

Packers Lead Regular Season Series 5-4-0

YEAR	SITE	SCORE
1971	Green Bay	Green Bay 20, Cincinnati 17
1976	Cincinnati	Cincinnati 28, Green Bay 7
1977	Milwaukee	Cincinnati 17, Green Bay 7
1980	Green Bay	Green Bay 14, Cincinnati 9
1983	Cincinnati	Cincinnati 34, Green Bay 14
1985	Milwaukee	Cincinnati 34, Green Bay 28
1992	Green Bay	Green Bay 24, Cincinnati 23
1995	Green Bay	Green Bay 24, Cincinnati 10
1998	Cincinnati	Green Bay 13, Cincinnati 6

INDIANAPOLIS COLTS

Colts Lead Regular Season Series 11-8-0;

Colts Lead Postseason Series 1-0

(Colts franchise in Baltimore prior to 1984)

YEAR	SITE	SCORE
1970	*Baltimore	Baltimore 17, Cincinnati 0
1972	Cincinnati	Baltimore 20, Cincinnati 19
1974	Baltimore	Cincinnati 24, Baltimore 14
1976	Baltimore	Baltimore 28, Cincinnati 27
1979	Baltimore	Baltimore 38, Cincinnati 29
1980	Cincinnati	Cincinnati 34, Baltimore 33
1981	Baltimore	Cincinnati 41, Baltimore 19
1982	Baltimore	Cincinnati 20, Baltimore 17
1983	Cincinnati	Baltimore 34, Cincinnati 31
1987	Indianapolis	Cincinnati 23, Indianapolis 21
1989	Cincinnati	Indianapolis 23, Cincinnati 12
1990	Cincinnati	Indianapolis 34, Cincinnati 20
1992	Cincinnati	Indianapolis 21, Cincinnati 17
1993	Cincinnati	Indianapolis 9, Cincinnati 6
1994	Cincinnati	Indianapolis 17, Cincinnati 13
1995	Indianapolis	Cincinnati 24, Indianapolis 21 (OT)
1996	Cincinnati	Cincinnati 31, Indianapolis 24
1997	Indianapolis	Cincinnati 28, Indianapolis 13
1998	Indianapolis	Indianapolis 39, Cincinnati 26
1999	Indianapolis	Indianapolis 31, Cincinnati 10

*AFC Divisional Playoff

JACKSONVILLE JAGUARS

Jaguars Lead Regular Season Series 7-5-0

YEAR	SITE	SCORE
1995	Cincinnati	Cincinnati 24, Jacksonville 17
	Jacksonville	Cincinnati 17, Jacksonville 13
1996	Cincinnati	Cincinnati 28, Jacksonville 21
	Jacksonville	Jacksonville 30, Cincinnati 27
1997	Jacksonville	Jacksonville 21, Cincinnati 13
	Cincinnati	Cincinnati 31, Jacksonville 26
1998	Jacksonville	Jacksonville 24, Cincinnati 11
	Cincinnati	Jacksonville 34, Cincinnati 17
1999	Cincinnati	Jacksonville 41, Cincinnati 10
	Jacksonville	Jacksonville 24, Cincinnati 7
2000	Jacksonville	Jacksonville 13, Cincinnati 0
	Cincinnati	Cincinnati 17, Jacksonville 14

KANSAS CITY CHIEFS

Chiefs Lead Regular Season Series 11-9-0

YEAR	SITE	SCORE
1968	Kansas City	Kansas City 13, Cincinnati 3
	Cincinnati	Kansas City 16, Cincinnati 9
1969	Cincinnati	Cincinnati 24, Kansas City 22
	Kansas City	Kansas City 42, Cincinnati 19
1970	Cincinnati	Kansas City 27, Cincinnati 19
1972	Kansas City	Cincinnati 23, Kansas City 16

(continued)

1973	Cincinnati	Cincinnati 14, Kansas City 6
1974	Cincinnati	Cincinnati 33, Kansas City 6
1976	Kansas City	Cincinnati 27, Kansas City 24
1977	Kansas City	Cincinnati 27, Kansas City 7
1978	Cincinnati	Kansas City 24, Cincinnati 23
1979	Cincinnati	Kansas City 10, Cincinnati 7
1980	Kansas City	Cincinnati 20, Kansas City 6
1983	Kansas City	Kansas City 20, Cincinnati 15
1984	Cincinnati	Kansas City 27, Cincinnati 22
1986	Kansas City	Kansas City 24, Cincinnati 14
1987	Cincinnati	Cincinnati 30, Kansas City 27 (OT)
1988	Kansas City	Kansas City 31, Cincinnati 28
1989	Kansas City	Cincinnati 21, Kansas City 17
1993	Kansas City	Kansas City 17, Cincinnati 15

MIAMI DOLPHINS

Dolphins Lead Regular Season Series 12-3-0;

Dolphins Lead Postseason Series 1-0

YEAR	SITE	SCORE
1968	Cincinnati	Miami 24, Cincinnati 22
	Miami	Cincinnati 38, Miami 21
1969	Cincinnati	Cincinnati 27, Miami 21
1971	Cincinnati	Miami 23, Cincinnati 13
1973	Miami	Miami 34, Cincinnati 16
1974	Miami	Miami 24, Cincinnati 3
1977	Cincinnati	Cincinnati 23, Miami 17
1978	Miami	Miami 21, Cincinnati 0
1980	Miami	Miami 17, Cincinnati 16
1983	Miami	Miami 38, Cincinnati 14
1987	Cincinnati	Miami 20, Cincinnati 14
1989	Cincinnati	Miami 20, Cincinnati 13
1991	Miami	Miami 37, Cincinnati 13
1994	Cincinnati	Miami 23, Cincinnati 7
1995	Cincinnati	Miami 26, Cincinnati 23
2000	Cincinnati	Miami 31, Cincinnati 16

*AFC Divisional Playoff Game

MINNESOTA VIKINGS

Vikings Lead Regular Season Series 5-4-0

YEAR	SITE	SCORE
1973	Cincinnati	Cincinnati 27, Minnesota 0
1977	Minnesota	Minnesota 42, Cincinnati 10
1980	Cincinnati	Cincinnati 14, Minnesota 0
1983	Minnesota	Minnesota 20, Cincinnati 14
1986	Cincinnati	Cincinnati 24, Minnesota 20
1989	Minnesota	Minnesota 29, Cincinnati 21
1992	Cincinnati	Minnesota 42, Cincinnati 7
1995	Cincinnati	Cincinnati 27, Minnesota 24
1998	Minnesota	Minnesota 24, Cincinnati 3

NEW ENGLAND PATRIOTS

Patriots Lead Regular Season Series 10-7-0

(Patriots franchise in Boston prior to 1971)

YEAR	SITE	SCORE
1968	Boston	Boston 33, Cincinnati 14
1969	Cincinnati	Boston 25, Cincinnati 14
1970	Cincinnati	Cincinnati 45, Boston 7
1972	New England	Cincinnati 31, New England 7
1975	Cincinnati	Cincinnati 27, New England 10
1978	Cincinnati	New England 10, Cincinnati 3
1979	Cincinnati	New England 20, Cincinnati 14
1984	New England	New England 20, Cincinnati 14
1985	New England	New England 34, Cincinnati 23
1986	New England	Cincinnati 31, New England 7
1988	New England	New England 27, Cincinnati 21
1990	Cincinnati	Cincinnati 41, New England 7
1991	Cincinnati	Cincinnati 29, New England 7
1992	Cincinnati	Cincinnati 20, New England 10

1993	New England	New England 7, Cincinnati 2
1994	Cincinnati	New England 31, Cincinnati 28
2000	New England	New England 16, Cincinnati 13

NEW ORLEANS SAINTS

Saints Lead Regular Season Series 5-4-0

YEAR	SITE	SCORE
1970	Cincinnati	Cincinnati 26, New Orleans 6
1975	New Orleans	Cincinnati 21, New Orleans 0
1978	Cincinnati	New Orleans 20, Cincinnati 18
1981	New Orleans	New Orleans 17, Cincinnati 7
1984	New Orleans	Cincinnati 24, New Orleans 21
1987	Cincinnati	New Orleans 41, Cincinnati 24
1990	Cincinnati	New Orleans 21, Cincinnati 7
1993	New Orleans	New Orleans 20, Cincinnati 13
1996	Cincinnati	Cincinnati 30, New Orleans 15

NEW YORK GIANTS

Giants Lead Regular Season Series 4-2-0

YEAR	SITE	SCORE
1972	Cincinnati	Cincinnati 13, New York 10
1977	Cincinnati	Cincinnati 30, New York 13
1985	Cincinnati	Cincinnati 35, New York 30
1991	Cincinnati	Cincinnati 27, New York 24
1994	New York	New York 27, Cincinnati 20
1997	New York	New York 29, Cincinnati 27

NEW YORK JETS

Jets Lead Regular Season Series 10-6-0;

Jets Lead Postseason Series 1-0

YEAR	SITE	SCORE
1968	New York	New York 27, Cincinnati 14
1969	Cincinnati	New York 21, Cincinnati 7
	New York	New York 40, Cincinnati 7
1971	New York	New York 35, Cincinnati 21
1973	Cincinnati	Cincinnati 20, New York 14
1976	New York	Cincinnati 42, New York 3
1981	New York	Cincinnati 31, New York 30
1982	*Cincinnati	New York 44, Cincinnati 17
1984	New York	New York 43, Cincinnati 23
1985	Cincinnati	New York 29, Cincinnati 20
1986	Cincinnati	Cincinnati 52, New York 21
1987	New York	New York 27, Cincinnati 20
1988	Cincinnati	Cincinnati 36, New York 19
1990	Cincinnati	Cincinnati 25, New York 20
1992	New York	New York 17, Cincinnati 14
1993	New York	New York 17, Cincinnati 12
1997	Cincinnati	New York 31, Cincinnati 14

*AFC First-Round Playoff

OAKLAND RAIDERS

Raiders Lead Regular Season Series 16-7-0;

Raiders Lead Postseason Series 2-0

(Raiders franchise in Los Angeles 1982-94)

YEAR	SITE	SCORE
1968	Oakland	Oakland 31, Cincinnati 10
	Cincinnati	Oakland 34, Cincinnati 0
1969	Cincinnati	Cincinnati 31, Oakland 17
	Oakland	Oakland 37, Cincinnati 17
1970	Cincinnati	Cincinnati 31, Oakland 21
1971	Oakland	Oakland 31, Cincinnati 27
1972	Cincinnati	Oakland 20, Cincinnati 14
1974	Oakland	Oakland 30, Cincinnati 27
1975	Cincinnati	Cincinnati 14, Oakland 10
	*Oakland	Oakland 31, Cincinnati 28
1976	Oakland	Oakland 35, Cincinnati 20
1978	Cincinnati	Oakland 34, Cincinnati 21

(continued)

(All-Time Results By Opponents — cont'd)

1980	Oakland	Oakland 28, Cincinnati 17
1982	Cincinnati	Cincinnati 31, Los Angeles 17
1983	Cincinnati	Los Angeles 20, Cincinnati 10
1985	Los Angeles	Los Angeles 13, Cincinnati 6
1988	Los Angeles	Cincinnati 45, Los Angeles 21
1989	Los Angeles	Los Angeles 28, Cincinnati 7
1990	Los Angeles	Los Angeles 24, Cincinnati 7
	*Los Angeles	Los Angeles 20, Cincinnati 10
1991	Cincinnati	Los Angeles 38, Cincinnati 14
1992	Cincinnati	Cincinnati 24, Los Angeles 21 (OT)
1993	Cincinnati	Cincinnati 16, Los Angeles 10
1995	Cincinnati	Oakland 20, Cincinnati 17
1998	Oakland	Oakland 27, Cincinnati 10

*AFC Divisional Playoff Game

PHILADELPHIA EAGLES

Bengals Lead Regular Season Series 6-3-0

YEAR	SITE	SCORE
1971	Cincinnati	Cincinnati 37, Philadelphia 14
1975	Philadelphia	Cincinnati 31, Philadelphia 0
1979	Cincinnati	Cincinnati 37, Philadelphia 13
1982	Philadelphia	Cincinnati 18, Philadelphia 14
1988	Philadelphia	Cincinnati 28, Philadelphia 24
1991	Philadelphia	Philadelphia 17, Cincinnati 10
1994	Cincinnati	Cincinnati 33, Philadelphia 30
1997	Philadelphia	Philadelphia 44, Cincinnati 42
2000	Philadelphia	Philadelphia 16, Cincinnati 7

PITTSBURGH STEELERS

Steelers Lead Regular Season Series 35-26-0

YEAR	SITE	SCORE
1970	Pittsburgh	Pittsburgh 21, Cincinnati 10
	Cincinnati	Cincinnati 34, Pittsburgh 7
1971	Pittsburgh	Pittsburgh 21, Cincinnati 10
	Cincinnati	Pittsburgh 21, Cincinnati 13
1972	Cincinnati	Cincinnati 15, Pittsburgh 10
	Pittsburgh	Pittsburgh 40, Cincinnati 17
1973	Cincinnati	Cincinnati 19, Pittsburgh 7
	Pittsburgh	Pittsburgh 20, Cincinnati 13
1974	Cincinnati	Cincinnati 17, Pittsburgh 10
	Pittsburgh	Pittsburgh 27, Cincinnati 3
1975	Cincinnati	Pittsburgh 30, Cincinnati 24
	Pittsburgh	Pittsburgh 35, Cincinnati 14
1976	Pittsburgh	Pittsburgh 23, Cincinnati 6
	Cincinnati	Pittsburgh 7, Cincinnati 3
1977	Pittsburgh	Pittsburgh 20, Cincinnati 14
	Cincinnati	Cincinnati 17, Pittsburgh 10
1978	Cincinnati	Pittsburgh 28, Cincinnati 3
	Pittsburgh	Pittsburgh 7, Cincinnati 6
1979	Cincinnati	Cincinnati 34, Pittsburgh 10
	Pittsburgh	Pittsburgh 37, Cincinnati 17
1980	Cincinnati	Cincinnati 30, Pittsburgh 28
	Pittsburgh	Cincinnati 17, Pittsburgh 16
1981	Cincinnati	Cincinnati 34, Pittsburgh 7
	Pittsburgh	Cincinnati 17, Pittsburgh 10
1982	Pittsburgh	Pittsburgh 26, Cincinnati 20 (OT)
1983	Cincinnati	Pittsburgh 24, Cincinnati 14
	Pittsburgh	Cincinnati 23, Pittsburgh 10
1984	Pittsburgh	Pittsburgh 38, Cincinnati 17
	Cincinnati	Cincinnati 22, Pittsburgh 20
1985	Pittsburgh	Cincinnati 37, Pittsburgh 24
	Cincinnati	Cincinnati 26, Pittsburgh 21
1986	Cincinnati	Cincinnati 24, Pittsburgh 22
	Pittsburgh	Pittsburgh 30, Cincinnati 9
1987	Pittsburgh	Pittsburgh 23, Cincinnati 20
	Cincinnati	Pittsburgh 30, Cincinnati 16

1988	Pittsburgh	Cincinnati 17, Pittsburgh 12
	Cincinnati	Cincinnati 42, Pittsburgh 7
1989	Cincinnati	Cincinnati 41, Pittsburgh 10
	Pittsburgh	Cincinnati 26, Pittsburgh 16
1990	Cincinnati	Cincinnati 27, Pittsburgh 3
	Pittsburgh	Cincinnati 16, Pittsburgh 12
1991	Cincinnati	Pittsburgh 33, Cincinnati 27 (OT)
	Pittsburgh	Pittsburgh 17, Cincinnati 10
1992	Pittsburgh	Pittsburgh 20, Cincinnati 0
	Cincinnati	Pittsburgh 21, Cincinnati 9
1993	Pittsburgh	Pittsburgh 34, Cincinnati 7
	Cincinnati	Pittsburgh 24, Cincinnati 16
1994	Pittsburgh	Pittsburgh 14, Cincinnati 10
	Cincinnati	Pittsburgh 38, Cincinnati 15
1995	Pittsburgh	Cincinnati 27, Pittsburgh 9
	Cincinnati	Pittsburgh 49, Cincinnati 31
1996	Pittsburgh	Pittsburgh 20, Cincinnati 10
	Cincinnati	Cincinnati 34, Pittsburgh 24
1997	Cincinnati	Pittsburgh 26, Cincinnati 10
	Pittsburgh	Pittsburgh 20, Cincinnati 3
1998	Cincinnati	Cincinnati 25, Pittsburgh 20
	Pittsburgh	Cincinnati 25, Pittsburgh 24
1999	Cincinnati	Pittsburgh 17, Cincinnati 3
	Pittsburgh	Cincinnati 27, Pittsburgh 20
2000	Pittsburgh	Pittsburgh 15, Cincinnati 0
	Cincinnati	Pittsburgh 48, Cincinnati 28

ST. LOUIS RAMS

Bengals Lead Regular Season Series 5-4-0

(Rams franchise in Los Angeles prior to 1995)

YEAR	SITE	SCORE
1972	Los Angeles	Los Angeles 15, Cincinnati 12
1976	Cincinnati	Cincinnati 20, Los Angeles 12
1978	Los Angeles	Cincinnati 20, Los Angeles 19
1981	Cincinnati	Cincinnati 24, Los Angeles 10
1984	Cincinnati	Los Angeles 24, Cincinnati 14
1990	Los Angeles	Cincinnati 34, Los Angeles 31 (OT)
1993	Cincinnati	Cincinnati 15, Los Angeles 3
1996	St. Louis	St. Louis 26, Cincinnati 16
1999	Cincinnati	St. Louis 38, Cincinnati 10

SAN DIEGO CHARGERS

Chargers Lead Regular Season Series 15-9-0;

Bengals Lead Postseason Series 1-0

YEAR	SITE	SCORE
1968	San Diego	San Diego 29, Cincinnati 13
	Cincinnati	San Diego 31, Cincinnati 10
1969	Cincinnati	Cincinnati 34, San Diego 20
	San Diego	San Diego 21, Cincinnati 14
1970	San Diego	Cincinnati 17, San Diego 14
1971	Cincinnati	Cincinnati 31, San Diego 0
1973	San Diego	Cincinnati 20, San Diego 13
1974	Cincinnati	San Diego 20, Cincinnati 17
1975	Cincinnati	Cincinnati 47, San Diego 17
	San Diego	San Diego 24, Cincinnati 3
1978	San Diego	San Diego 22, Cincinnati 13
1979	Cincinnati	San Diego 26, Cincinnati 24
1980	Cincinnati	San Diego 31, Cincinnati 14
1981	San Diego	Cincinnati 40, San Diego 17
	*Cincinnati	Cincinnati 27, San Diego 7
1982	San Diego	San Diego 50, Cincinnati 34
1985	Cincinnati	San Diego 44, Cincinnati 41
1987	Cincinnati	San Diego 10, Cincinnati 9
1988	Cincinnati	Cincinnati 27, San Diego 10
1990	San Diego	Cincinnati 21, San Diego 16
1992	San Diego	San Diego 27, Cincinnati 10
1994	San Diego	San Diego 27, Cincinnati 10
1996	San Diego	San Diego 27, Cincinnati 14

(continued)

1997 Cincinnati Cincinnati 38, San Diego 31
 1999 Cincinnati San Diego 34, Cincinnati 7
 *AFC Championship

SAN FRANCISCO 49ERS

49ers Lead Regular Season Series 7-2-0;
 49ers Lead Postseason Series 2-0

YEAR	SITE	SCORE
1974	San Francisco	Cincinnati 21, San Francisco 3
1978	San Francisco	San Francisco 28, Cincinnati 12
1981	Cincinnati	San Francisco 21, Cincinnati 3
	*Pontiac, Michigan	San Francisco 26, Cincinnati 21
1984	San Francisco	San Francisco 23, Cincinnati 17
1987	Cincinnati	San Francisco 27, Cincinnati 26
1988	*Miami	San Francisco 20, Cincinnati 16
1990	Cincinnati	San Francisco 20, Cincinnati 17 (OT)
1993	San Francisco	San Francisco 21, Cincinnati 8
1996	San Francisco	San Francisco 28, Cincinnati 21
1999	Cincinnati	Cincinnati 44, San Francisco 30

*Super Bowl XVI

**Super Bowl XXIII

SEATTLE SEAHAWKS

Seahawks Lead Regular Season Series 8-7-0;
 Bengals Lead Postseason Series 1-0

YEAR	SITE	SCORE
1977	Cincinnati	Cincinnati 42, Seattle 20
1981	Cincinnati	Cincinnati 27, Seattle 21
1982	Cincinnati	Cincinnati 24, Seattle 10
1984	Cincinnati	Seattle 26, Cincinnati 6
1985	Cincinnati	Seattle 28, Cincinnati 24
1986	Cincinnati	Cincinnati 34, Seattle 7
1987	Seattle	Cincinnati 17, Seattle 10
1988	*Cincinnati	Cincinnati 21, Seattle 13
1989	Cincinnati	Seattle 24, Cincinnati 17
1990	Seattle	Seattle 31, Cincinnati 16
1991	Cincinnati	Seattle 13, Cincinnati 7
1992	Seattle	Cincinnati 21, Seattle 3
1993	Cincinnati	Seattle 19, Cincinnati 10
1994	Seattle	Cincinnati 20, Seattle 17 (OT)
1995	Seattle	Seattle 24, Cincinnati 21
1999	Seattle	Seattle 37, Cincinnati 20

*AFC Divisional Playoff Game

TAMPA BAY BUCCANEERS

Regular Season Series Tied 3-3-0

YEAR	SITE	SCORE
1976	Cincinnati	Cincinnati 21, Tampa Bay 0
1980	Cincinnati	Tampa Bay 17, Cincinnati 12
1983	Tampa Bay	Cincinnati 23, Tampa Bay 17
1989	Cincinnati	Cincinnati 56, Tampa Bay 23
1995	Tampa Bay	Tampa Bay 19, Cincinnati 16
1998	Cincinnati	Tampa Bay 35, Cincinnati 0

TENNESSEE TITANS

Titans Lead Regular Season Series 35-28-1;
 Bengals Lead Postseason Series 1-0

(Titans franchise in Houston prior to 1997 and known as Oilers prior to 1999)

YEAR	SITE	SCORE
1968	Cincinnati	Houston 27, Cincinnati 17
1969	Houston	Cincinnati 31, Houston 31 (Tie)
1970	Cincinnati	Houston 20, Cincinnati 13
	Houston	Cincinnati 30, Houston 20
1971	Houston	Houston 10, Cincinnati 6
	Cincinnati	Cincinnati 28, Houston 13

1972	Cincinnati	Cincinnati 30, Houston 7
	Houston	Cincinnati 61, Houston 17
1973	Cincinnati	Cincinnati 24, Houston 10
	Houston	Cincinnati 27, Houston 24
1974	Cincinnati	Houston 34, Cincinnati 21
	Houston	Houston 20, Cincinnati 3
1975	Houston	Cincinnati 21, Houston 19
	Cincinnati	Cincinnati 23, Houston 19
1976	Houston	Cincinnati 27, Houston 7
	Cincinnati	Cincinnati 31, Houston 27
1977	Cincinnati	Cincinnati 13, Houston 10 (OT)
	Houston	Houston 21, Cincinnati 16
1978	Cincinnati	Cincinnati 28, Houston 13
	Houston	Houston 17, Cincinnati 10
1979	Cincinnati	Houston 30, Cincinnati 27 (OT)
	Houston	Houston 42, Cincinnati 21
1980	Cincinnati	Houston 13, Cincinnati 10
	Houston	Houston 23, Cincinnati 3
1981	Houston	Houston 17, Cincinnati 10
	Cincinnati	Cincinnati 34, Houston 21
1982	Cincinnati	Cincinnati 27, Houston 6
	Houston	Cincinnati 35, Houston 27
1983	Houston	Cincinnati 55, Houston 14
	Cincinnati	Cincinnati 38, Houston 10
1984	Cincinnati	Cincinnati 13, Houston 3
	Houston	Cincinnati 31, Houston 13
1985	Houston	Houston 44, Cincinnati 27
	Cincinnati	Cincinnati 45, Houston 27
1986	Cincinnati	Cincinnati 31, Houston 28
	Houston	Houston 32, Cincinnati 28
1987	Cincinnati	Houston 31, Cincinnati 29
	Houston	Houston 21, Cincinnati 17
1988	Cincinnati	Cincinnati 44, Houston 21
	Houston	Houston 41, Cincinnati 6
1989	Houston	Houston 26, Cincinnati 24
	Cincinnati	Cincinnati 61, Houston 7
1990	Houston	Houston 48, Cincinnati 17
	Cincinnati	Cincinnati 40, Houston 20
	*Cincinnati	Cincinnati 41, Houston 14
1991	Cincinnati	Houston 30, Cincinnati 7
	Houston	Houston 35, Cincinnati 3
1992	Cincinnati	Houston 38, Cincinnati 24
	Houston	Houston 26, Cincinnati 10
1993	Houston	Houston 28, Cincinnati 12
	Cincinnati	Houston 38, Cincinnati 3
1994	Houston	Houston 20, Cincinnati 13
	Cincinnati	Cincinnati 34, Houston 31
1995	Cincinnati	Houston 38, Cincinnati 28
	Houston	Cincinnati 32, Houston 25
1996	Cincinnati	Houston 30, Cincinnati 27 (OT)
	Houston	Cincinnati 21, Houston 13
1997	Tennessee	Tennessee 30, Cincinnati 7
	Cincinnati	Cincinnati 41, Tennessee 14
1998	Cincinnati	Tennessee 23, Cincinnati 14
	Tennessee	Tennessee 44, Cincinnati 14
1999	Tennessee	Tennessee 35, Cincinnati 35
	Cincinnati	Tennessee 24, Cincinnati 14
2000	Cincinnati	Tennessee 23, Cincinnati 14
	Tennessee	Tennessee 35, Cincinnati 3

*AFC Wild Card Playoff Game

WASHINGTON REDSKINS

Redskins Lead Regular Season Series 4-2-0

YEAR	SITE	SCORE
1970	Washington	Washington 20, Cincinnati 0
1974	Cincinnati	Cincinnati 28, Washington 17
1979	Washington	Washington 28, Cincinnati 14
1985	Washington	Washington 27, Cincinnati 24
1988	Cincinnati	Cincinnati 20, Washington 17 (OT)
1991	Cincinnati	Washington 34, Cincinnati 27

BENGALS ALL-TIME PRESEASON RESULTS VS. 2001 PRESEASON OPPONENTS

BUFFALO BILLS

Bengals Lead Preseason Series 4-3-0

YEAR	SITE	SCORE
1968	Cincinnati	Buffalo 10, Cincinnati 6
1975	Buffalo	Cincinnati 38, Buffalo 28
1976	Cincinnati	Cincinnati 31, Buffalo 10
1988	Buffalo	Cincinnati 24, Buffalo 13
1989	Cincinnati	Cincinnati 24, Buffalo 20
1999	Cincinnati	Buffalo 30, Cincinnati 3
2000	Buffalo	Buffalo 21, Cincinnati 20

CHICAGO BEARS

Bengals Lead Preseason Series 5-2-0

YEAR	SITE	SCORE
1977	Chicago	Cincinnati 24, Chicago 6
1978	Cincinnati	Cincinnati 27, Chicago 3
1979	Chicago	Chicago 17, Cincinnati 13
1980	Cincinnati	Cincinnati 21, Chicago 3
1981	Chicago	Chicago 24, Cincinnati 21
1984	Chicago	Cincinnati 25, Chicago 17
2000	Cincinnati	Cincinnati 24, Chicago 20

DETROIT LIONS

Bengals Lead Preseason Series 16-15-0

YEAR	SITE	SCORE
1970	Cincinnati	Detroit 31, Cincinnati 14
1971	Detroit	Cincinnati 31, Detroit 24
1972	Cincinnati	Cincinnati 28, Detroit 20
1973	Detroit	Cincinnati 17, Detroit 10
1974	Cincinnati	Cincinnati 27, Detroit 14
1975	Detroit	Cincinnati 22, Detroit 14
1976	Cincinnati	Cincinnati 26, Detroit 14
1977	Detroit	Cincinnati 17, Detroit 13

1978	Cincinnati	Detroit 14, Cincinnati 10
1979	Detroit	Cincinnati 40, Detroit 28
1980	Cincinnati	Detroit 15, Cincinnati 23
1981	Detroit	Cincinnati 30, Detroit 20
1982	Cincinnati	Detroit 27, Cincinnati 23
1983	Detroit	Detroit 34, Cincinnati 7
1984	Cincinnati	Cincinnati 35, Detroit 14
1985	Detroit	Detroit 31, Cincinnati 17
1986	Cincinnati	Detroit 30, Cincinnati 20
1987	Detroit	Detroit 23, Cincinnati 9
1988	Cincinnati	Cincinnati 24, Detroit 7
1989	Detroit	Cincinnati 35, Detroit 3
1990	Cincinnati	Detroit 26, Cincinnati 24
1991	Detroit	Detroit 24, Cincinnati 20
1992	Cincinnati	Cincinnati 34, Detroit 17
1993	Detroit	Detroit 30, Cincinnati 7
1994	Cincinnati	Cincinnati 38, Detroit 14
1995	Detroit	Detroit 20, Cincinnati 13
1996	Cincinnati	Detroit 24, Cincinnati 17
1997	Detroit	Cincinnati 27, Detroit 23
1998	Cincinnati	Cincinnati 33, Detroit 19
1999	Detroit	Detroit 16, Cincinnati 0
2000	Cincinnati	Detroit 21, Cincinnati 13

INDIANAPOLIS COLTS

Bengals Lead Preseason Series 5-4-0

YEAR	SITE	SCORE
1985	Indianapolis	Cincinnati 31, Indianapolis 21
1992	Cincinnati	Cincinnati 20, Indianapolis 0
1993	Indianapolis	Cincinnati 24, Indianapolis 7
1994	Cincinnati	Indianapolis 25, Cincinnati 21
1995	Indianapolis	Cincinnati 34, Indianapolis 21
1996	Cincinnati	Cincinnati 28, Indianapolis 25
1997	Indianapolis	Indianapolis 20, Cincinnati 16
1998	Cincinnati	Indianapolis 30, Cincinnati 27
1999	Indianapolis	Indianapolis 20, Cincinnati 17

P.B. AND THE HALL OF FAME

Paul Brown, founder of the Cincinnati Bengals, was enshrined in the Pro Football Hall of Fame in 1967, and numerous other Hall of Fame members played and/or coached under Brown.

The most recent addition to P.B.'s disciples in the Hall of Fame was Bengals tackle **Anthony Munoz**, considered by many to be the greatest offensive lineman in NFL history. Munoz, a 1998 inductee, played his entire 13-year pro career (1980-92) with the Bengals. Some analysts thought he was too risky a prospect for an early first-round draft selection because he had experienced knee injuries in college. But Brown, as Bengals general manager in 1980, selected Munoz with the No. 3 overall pick.

The 1997 Hall of Fame class included **Don Shula**, winningest coach in NFL history, who played defensive back in the NFL and was a rookie on Brown's defending NFL champion Cleveland Browns in 1951.

WR **Charlie Joiner**, who played for the Bengals under Brown from 1972-75, was elected to the Hall of Fame in the 1996 class of inductees. Also, 12 other players Brown coached for the Cleveland Browns are in the Hall of Fame. They are: **Doug Atkins**, DE, 1953-54; **Jim Brown**, FB, 1957-65; **Willie Davis**, DE, 1958-59; **Len Dawson**, QB, 1960-61; **Len Ford**, WR, 1948-58; **Frank Gatski**, C, 1946-56; **Lou Groza**, T/PK, 1946-59; **Dante Lavelli**, WR, 1946-56; **Mike McCormack**, T, 1954-62; **Bobby Mitchell**, RB/WR, 1958-61; **Marion Motley**, FB/LB, 1946-55; and **Bill Willis**, G, 1946-53.

Former assistant coaches under Paul Brown who are in the Hall of Fame are **Weeb Ewbank** and **Bill Walsh**. Also in the Hall of Fame is **Forrest Gregg**, hired by Brown as Bengals head coach in 1980.

BENGALS DRAFT CHOICES 1968-2001

1968

RD.	PLAYER	POS.	COLLEGE	SEL. #
1	Bob Johnson	C	Tennessee	2
2a	Bill Staley	DE/T	Utah State	28
2b	Tom Smiley	RB	Lamar	55
3a	Gary Davis	QB	Vanderbilt	56
3b	Paul Robinson	RB	Arizona	82
3c	Dale Livingston	K	Western Michigan	83
4a	Jess Phillips	DB	Michigan State	84
4b	Warren McVea	RB	Houston	109
5a	Dave Middendorf	G	Washington State	112
5b	Al Beauchamp	LB	Southern U.	138
6a	Howard Fest	T	Texas	139
6b	Bill Kendrick	DT	Alabama A&M	143
6c	John Neidert	LB	Louisville	145
6d	Dewey Warren	QB	Tennessee	155
6e	Essex Johnson	RB	Grambling	156
6f	Elmo Maples	WR	Southern U.	158
6g	Sidney Ellis	DB	Jackson State	160
6h	Monk Williams	RB	Arkansas A&M	163
6i	Jim Johnson	DB	South Carolina State	165
7a	Steve Smith	TE	Miami (Fla.)	166
7b	Wes Bean	LB	Grambling	192
8a	Harry Gunner	LB	Oregon State	193
8b	Ed Brantley	T	North Texas State	219
9a	Phil Johnson	DB	Long Beach State	220
9b	Steve Hanrahan	DT	Weber State	246
10a	Wayne Patrick	RB	Louisville	247
10b	James Russell	TE	North Texas State	273
11a	Wally Scott	CB	Arizona	274
11b	Jeff Banks	LB	Pacific	300
12a	Bob Trumpy	TE	Utah	301
12b	Harold Jones	T	Grambling	327
13a	James Bivins	LB	Texas Southern	328
13b	Ted Washington	RB	San Diego State	354
14a	Les Webster	RB	Iowa State	355
14b	Steve Lewicke	DE	Texas-El Paso	381
15a	Harvey Palmore	G	Morgan State	382
15b	Joe Mira	WR	Miami (Fla.)	408
16a	James Williams	DB	Alcorn A&M	409
16b	Brown Marks	LB	Indiana	435
17a	Don Manning	LB	UCLA	436
17b	James Smith	TE	Jackson State	462

1969

RD.	PLAYER	POS.	COLLEGE	SEL. #
1	Greg Cook	QB	Cincinnati	5
2	Bill Bergey	LB	Arkansas State	31
3	Speedy Thomas	WR	Utah	57
4	Clem Turner	RB	Cincinnati	83
5	Guy Dennis	G	Florida	109
6	Ken Riley	CB	Florida A&M	135
7	Royce Berry	DE	Houston	161
8	Tim Buchanan	LB	Hawaii	187
9	Mike Stripling	RB	Tulsa	213
10	Steve Howell	TE	Ohio State	239
11	Mark Stewart	S	Georgia	265
12	Lonnie Paige	DT	North Carolina State	290
13	Chuck Benson	WR	Southern Illinois	316
14	Mike Wilson	RB	Dayton	343
15	Bill Shoemaker	PK	Stanford	369
16	Bill Schmitt	LB	Missouri	395
17	Terry Story	T	Georgia Tech	421

1970

RD.	PLAYER	POS.	COLLEGE	SEL. #
1	Mike Reid	DT	Penn State	7
2	Ron Carpenter	DT	North Carolina State	32
3	Chip Bennett	LB	Abilene Christian	60
4a	Joe Stephen	G	Jackson State	85
4b	Billie Hayes	DB	San Diego State	104
5	None			
6	Sandy Durko	S	Southern California	137
7	Lemar Parrish	CB	Lincoln U. (Mo.)	163
8	Bill Trout	DT	Miami (Fla.)	188
9	Bill Bolden	RB	UCLA	216
10	Nick Roman	LB	Ohio State	241
11	Sam Wallace	LB	Grambling	266
12	Tom Truesdell	DE	Ohio Wesleyan	294
13	Paul Dunn	RB	U.S. International	319
14	Joe Johnson	WR	Johnson C. Smith	344
15	Marvin Weeks	DB	Alcorn A&M	372
16	Larry Ely	LB	Iowa	397
17	Richard Lee Smith	RB	Washington	422

1971

RD.	PLAYER	POS.	COLLEGE	SEL. #
1	Vernon Holland	T	Tennessee State	15
2	Steve Lawson	G	Kansas	41
3	Ken Anderson	QB	Augustana (Ill.)	67
4	Fred Willis	RB	Boston College	93
5	Arthur May	DE	Tuskegee	110
6	None			
7	Neal Craig	S	Fisk	171
8	Fred Herring	CB	Tennessee State	197
9	Gary Gustafson	LB	Montana State	223
10	Jack Stambaugh	G	Oregon	249
11	Ed Marshall	WR	Cameron	275
12	J. Rod Hayden	DE	Memphis State	301
13	David Knapman	TE	Central Washington	327
14	Irvin Mallory	DB	Virginia Union	353
15	Bob Thomas	RB	Arizona State	379
16	Mark Debevc	LB	Ohio State	405
17	Sam Pearson	CB	Western Kentucky	432

1972

RD.	PLAYER	POS.	COLLEGE	SEL. #
1	Sherman White	DE	California	2
2	Tommy Casanova	DB	Louisiana State	29
3	Jim LeClair	LB	North Dakota	54
4	Bernard Jackson	DB	Washington State	81
5	Tom DeLeon	C	Ohio State	106
6	None			
7	Steve Conley	LB/RB	Kansas	158
8	Dan Kratzer	WR	Missouri Valley	185
9	Stan Walters	T	Syracuse	210
10	Brian Foster	CB	Colorado	237
11	Kent Pederson	TE	Cal-Santa Barbara	261
12	Rick Wegis	S	Cal Poly-SLO	289
13	James Hamilton	P/OB	Arkansas State	314
14	Steve Porter	WR	Indiana	341
15	Hosea Minniweather	DT	Jackson State	366
16	John Wiegmann	WR	Cal Poly-Pomona	393
17	Dave Green	P/K	Ohio U.	418

TEAM HISTORY

1973

RD.	PLAYER	POS.	COLLEGE	SEL. #
1	Isaac Curtis	WR	San Diego State	15
2	Al Chandler	TE	Oklahoma	43
3	Tim George	WR	Carson-Newman	68
4	None			
5	Bob McCall	RB	Arizona	121
6	Bob Jones	CB	Virginia Union	146
7	Bob Maddox	DT/DE	Frostburg State	171
8	Joe Wilson	RB	Holy Cross	199
9	John Dampier	G	Notre Dame	224
10	Lervil Elliott	RB	NE Missouri State	249
11	William Montgomery	DB	Morehouse (Ga.)	277
12	Boobie Clark	RB	Bethune-Cookman	302
13	Brooks West	DT	Texas-El Paso	327
14	Hurles Scales	DB	North Texas State	355
15	Ted McNulty	QB	Indiana	380
16	Harry Unger	RB	Acburn	405
17	Wayne Estabrook	QB	Whittier	433

1974

RD.	PLAYER	POS.	COLLEGE	SEL. #
1	Bill Kollar	DT	Montana State	23
2	Charlie Davis	RB	Colorado	48
3a	Dave Lapham	T	Syracuse	61
3b	Evan Jolitz	LB	Cincinnati	73
4a	Mike Boryla	QB	Stanford	87
4b	Daryl White	G	Nebraska	98
4c	Richard Williams	WR	Abilene Christian	103
5a	Haskel Stanback	RB	Tennessee	114
5b	Richard Bishop	DT	Louisville	127
6a	Robin Sinclair	DB	Washington State	152
6b	William Bryant	DB	Grambling	153
7	Ken Sawyer	DB	Syracuse	177
8	John McDaniel	WR	Lincoln	202
9	Ed Johnson	DE	Southern Methodist	231
10	Chuck Herd	WR	Penn State	256
11	Ed Kazirian	T	UCLA	281
12	Rudy McClinton	DB	Xavier (Ohio)	306
13	Ted Jorrov	LB	Iowa State	335
14	Mike Phillips	DE	Cornell	360
15	Isaac Jackson	RB	Kansas State	385
16	Daryl Bishop	DB	Kentucky	410
17	Jim Smith	RB	North Carolina Central	439

1975

RD.	PLAYER	POS.	COLLEGE	SEL. #
1	Glenn Cameron	LB	Florida	14
2	Al Kreviss	T	Boston College	39
3a	Gary Burley	DE	Pittsburgh	55
3b	Gary Shelds	QB	Brigham Young	64
3c	Bo Harris	LB	Louisiana State	77
4	Stan Fritts	RB	North Carolina State	97
5a	Pat McNally	P/WR	Harvard	120
5b	Jeff West	P/TE	Cincinnati	122
6a	Tom Shuman	QB	Penn State	142
6b	Rollen Smith	CB	Arkansas	145
7	Chris Devlin	LB	Penn State	170
8	Ricky Davis	S	Alabama	195
9a	Greg Dubinetz	G	Yale	220
9b	Lotell Williams	WR/RB	Virginia Union	227
10	Rocky Felker	QB	Mississippi State	245
11	Marvin Cobb	CB	Southern California	276
12	Jack Novak	TE	Wisconsin	301
13	Ron Rosenberg	LB	Montana	326
14	Frank Haywood	DT	North Carolina State	351
15	Greg Enright	PK	Southern Oregon	376
16	John Tuttle	WR	Kansas State	401
17	Elvin Charity	CB	Yale	432

1976

RD.	PLAYER	POS.	COLLEGE	SEL. #
1a	Billy Brooks	WR	Oklahoma	11
1b	Archie Griffin	RB	Ohio State	24
2a	Glenn Bujnoch	G	Texas A&M	38
2b	Chris Bahr	PK	Penn State	51
3	Danny Reece	DB	Southern California	69
3b	Reggie Williams	LB	Dartmouth	82
4a	Tony Davis	RB	Nebraska	106
4b	Greg Fairchild	T/G	Tulsa	116
5a	Willie Shelby	DB/WR	Alabama	138
5b	Scott Perry	DB	Williams	147
6	Orlando Nelson	TE	Utah State	176
7a	Bob Bateman	QB	Brown	187
7b	Pete Rome	DB	Miami (Ohio)	192
7c	Ken Kuhn	LB	Ohio State	205
8	Ron Hunt	T	Oregon	232
9	Lonnie Allgood	WR	Syracuse	259
10	Tom Kleban	K	Ohio State	287
11	Melvin Morgan	DB	Mississippi Valley State	314
12	Joe Dale Harris	WR	Alabama	340
13	Randy Walker	RB	Miami (Ohio)	371
14	George Coleman	P/PK	Florida A&M	398
15	Lynn Hieber	QB	Indiana (Pa.)	425
16	George Demopoulos	C	Miami (Fla.)	455
17	Scott Dannelley	T/G	Ohio State	482

1977

RD.	PLAYER	POS.	COLLEGE	SEL. #
1a	Eddie Edwards	DT	Miami (Fla.)	3
1b	Wilson Whittlay	DT	Houston	8
1c	Mike Cobb	TE	Michigan State	22
2	Pete Johnson	RB	Ohio State	49
3	Mike Voight	RB	North Carolina	76
4a	Rick Walker	TE	UCLA	85
4b	Mike Wilson	T	Georgia	103
4c	Jerry Anderson	CB	Oklahoma	105
5	Ray Phillips	LB	Nebraska	133
6	Tom Duniven	QB	Texas Tech	160
7a	Louis Breedon	DB	North Carolina Central	187
7b	Jim Corbett	TE	Pittsburgh	194
8	Jose Saint-Victor	G	Syracuse	214
9	Willie Zachary	WR	Central State (Ohio)	245
10	Bob Bialik	P	Hillsdale (Mich.)	272
11a	Joel Parrish	G	Georgia	292
11b	Carl Allen	DB	Southern Mississippi	299
12	Alex Percival	WR	Morehouse (Ga.)	326

1978

RD.	PLAYER	POS.	COLLEGE	SEL. #
1a	Ross Browner	DL	Notre Dame	8
1b	Blair Bush	C	Washington	16
2a	Ray Griffin	CB	Ohio State	35
2b	Deacon Turner	RB	San Diego State	45
3a	Ted Vincent	DT	Wichita State	72
3b	Don Bass	WR	Houston	83
4	Dennis Law	WR	East Tennessee State	99
5a	Tom Dinkel	LB	Kansas	126
5b	Rob Hertel	QB	Southern California	131
6	Steve Gaise	RB	Penn State	155
7a	Joe Branson	S	Livingstone (N.C.)	182
7b	Danny Bass	T	Elon (N.C.)	193
8	Bill Miller	T	Western Illinois	211
9	Ron Shumon	LB	Wichita State	238
10	Tom DePasco	LB	Penn State	267
11a	Calvin Prince	RB	Louisville	293
11b	Mark Donahue	G	Michigan	294
12	Kim Featsot	WR	Kent State	323

1979

RD.	PLAYER	POS.	COLLEGE	SEL. #
1a	Jack Thompson	QB	Washington State	3
1b	Charles Alexander	RB	Louisiana State	12
2	Dan Ross	TE	Northeastern	30
3	Barney Cotton	G	Nebraska	59
4a	James White	DT	Albany State	84
4b	Vaughn Lusby	CB	Arkansas	91
5	Casey Merrill	DE	Cal-Davis	113
6	Steve Kreider	WR	Lehigh	139
7	Max Montoya	T	UCLA	168
8	Howie Kurnick	LB	Cincinnati	194
9	Scott Burk	S	Oklahoma State	223
10	Nathan Poole	RB	Louisville	250
11	Ken Bungarda	DE	Missouri	278
12	Jim Browner	S	Notre Dame	304

1980

RD.	PLAYER	POS.	COLLEGE	SEL. #
1	Anthony Munoz	T	Southern California	3
2	Kirby Criswell	LB	Kansas	31
3	Rod Horn	DL	Nebraska	59
4	Bill Glass	G	Baylor	86
5	Bryan Hicks	S	McNeese State	113
6a	Jo Jo Heath	KR/DB	Pittsburgh	141
6b	Andrew Melontree	LB	Baylor	159
7a	Ron Simpkins	LB	Michigan	167
7b	Gary Don Johnson	DT	Baylor	168
8	Mark Lyles	RB	Florida State	196
9	Greg Bright	S	Morehead State	224
10	Sandro Vitiello	K	Massachusetts	252
11	Alton Alexis	WR	Tulane	281
12	Mike Wright	QB	Vanderbilt	308

1981

RD.	PLAYER	POS.	COLLEGE	SEL. #
1	David Verser	WR	Kansas	10
2	Cris Collinsworth	WR	Florida	37
3	John Simmons	CB	Southern Methodist	64
4	Guy Frazier	LB	Wyoming	93
5	Benjie Pryor	TE	Pittsburgh	120
6	Rex Robinson	PK	Georgia	146
7	Jeff Schuh	LB	Minnesota	176
8	Bobby Kemp	S	Cal State-Fullerton	202
9a	Jim Hannula	OL	Northern Illinois	229
9b	Samoa Samoa	RB	Washington State	230
10	Hubert Simpson	RB	Tennessee	258
11	Robert Jackson	S	Central Michigan	285
12	Mark O'Connell	QB/K	Ball State	312

1982

RD.	PLAYER	POS.	COLLEGE	SEL. #
1	Glen Collins	DE	Mississippi State	26
2	Emanuel Weaver	NT	South Carolina	54
3	Rodney Holman	TE	Tulane	82
4	Rodney Tate	RB	Texas	110
5	Paul Sorensen	DB	Washington State	138
6	Arthur King	NT	Grambling	166
7	Ben Needham	LB	Michigan	194
8	Kari Yli-Renko	T	Cincinnati	222
9	James Bennett	WR	Northwestern State (La.)	250
10	Larry Hogue	CB	Utah State	278
11	Russell Davis	RB	Idaho	305
12	Dan Feraday	QB	Toronto	333

1983

RD.	PLAYER	POS.	COLLEGE	SEL. #
1	Dave Rimington	C	Nebraska	25
2	Ray Horton	CB	Washington	53
3	Jimmy Turner	CB	UCLA	81
4	Steve Maidlow	LB	Michigan State	109
5	Jeff Christensen	QB	Eastern Illinois	137
6a	Kiki DeAyala	LB	Texas	152
6b	Larry Kinnebrew	RB	Tennessee State	165
7	James Griffin	S	Middle Tennessee State	193
8	Mike Martin	WR	Illinois	221
9	Stanley Wilson	RB	Oklahoma	248
10	Tim Krumrie	NT	Wisconsin	276
11	Gary Williams	WR	Ohio State	304
12	Andre Young	LB	Bowling Green	332

1984

Cincinnati traded No. 1 selection to New England for the Nos. 16 & 28 picks. Cincinnati had obtained the No. 1 pick from a 1983 trade of QB Jack Thompson to Tampa Bay.

RD.	PLAYER	POS.	COLLEGE	SEL. #
1a	Ricky Hunley	LB	Arizona	7
1b	Pete Koch	DE	Maryland	16
1c	Brian Blados	OL	North Carolina	28
2	Boomer Esiason	QB	Maryland	38
3	Stanford Jennings	RB	Furman	65
4	John Farley	RB	Cal State-Sacramento	92
5	Barney Bussey	DB	South Carolina State	119
6	Don Kern	TE	Arizona State	150
7	Leo Barker	LB	New Mexico State	177
8	Bruce Reimers	T	Iowa State	204
9	Bruce Kozerski	OL	Holy Cross	231
10a	Aaron Jackson	LB	North Carolina	262
10b	Brent Ziegler	RB	Syracuse	265
11	Steve McKeever	RB	Central State (Okla.)	289
12	Steve Racquet	LB	Holy Cross	316

1985

RD.	PLAYER	POS.	COLLEGE	SEL. #
1a	Eddie Brown	WR	Miami (Fla.)	13
1b	Emanuel King	LB	Alabama	25
2	Carl Zander	LB	Tennessee	43
3	Sean Thomas	CB	Texas Christian	70
4	Anthony Tuggle	CB	Nicholls State	97
5a	Tony Degrate	NT	Texas	127
5b	Lee Davis	CB	Mississippi	129
6a	Eric Stokes	T	Northeastern	148
6b	Keith Lester	TE	Murray State	154
7a	Kim Locklin	RB	New Mexico State	172
7b	Joe Walter	T	Texas Tech	181
8	Dave Strobel	LB	Iowa	211
9	Keith Cruise	DE	Northwestern	238
10	Bernard King	LB	Syracuse	265
11	Harold Stanfield	TE	Mississippi College	296
12	Louis Garza	T	New Mexico State	322

1986

RD.	PLAYER	POS.	COLLEGE	SEL. #
1a	Joe Kelly	LB	Washington	11
1b	Tim McGee	WR	Tennessee	21
2	Lewis Billups	CB	North Alabama	38
3a	Jim Skow	DE	Nebraska	58
3b	Mike Hammerstein	DE	Michigan	65
3c	David Fulcher	SE	Arizona State	78
4	Eric Kallus	TE	Michigan	91
4b	Doug Gaynor	QB	Cal State-Long Beach	99
5	Leon White	LB	Brigham Young	123
6	Gary Hunt	CB	Memphis State	152
7	Pat Franklin	RB	Southwest Texas State	177
8	David Douglas	T	Tennessee	204
9	Cary Whittingham	LB	Brigham Young	230
10	Jeff Shaw	NT	Salem College	262
11a	Tim Stone	T	Kansas State	289
11b	Tom Flaherty	LB	Northwestern	294
12	Steve Bradley	QB	Indiana	316

1987

RD.	PLAYER	POS.	COLLEGE	SEL. #
1	Jason Buck	DE	Brigham Young	17
2	Eric Thomas	CB	Tulane	49
3a	Leonard Bell	FB	Indiana	76
3b	Skip McClendon	DE	Arizona State	77
4	Jim Riggs	TE	Clemson	103
5a	Marc Logan	RB	Kentucky	130
5b	Greg Horne	P/PK	Arkansas	139
6	Sonny Gordon	FS	Ohio State	157
7	Chris Thatchler	G/C	Lafayette	188
8	Solomon Wilcots	CB	Colorado	215
9	Craig Raddatz	LB	Wisconsin	242
10	David McCluskey	RB	Georgia	269
11	Jim Warne	T	Arizona State	296
12	John Holifield	RB	West Virginia	328

1988

RD.	PLAYER	POS.	COLLEGE	SEL. #
1	Rickey Dixon	CB	Oklahoma	5
2	Elbert "Ickey" Woods	RB	Nevada-Las Vegas	31
3	Kevin Walker	LB	Maryland	57
4	David Grant	NT	West Virginia	84
5	Herb Wester	T	Iowa	114
6	Paul Jetton	OL	Texas	141
7	Rich Romer	LB	Union (N.Y.)	168
8	Curtis Maxey	NT	Grambling	195
9	Brandy Wells	DB	Notre Dame	226
10	Ellis Dillahunt	DB	East Carolina	253
11	Paul Hickert	K	Murray State	280
12	Carl Parker	WR	Vanderbilt	307
12	Scott Jones	T	Washington	334

1989

Cincinnati traded the No. 27 selection to Atlanta for the Nos. 35, 89 & 256 picks.

RD.	PLAYER	POS.	COLLEGE	SEL. #
1	None			
2a	Eric Ball	RB	UCLA	35
2b	Freddie Childress	G	Arkansas	55
3	Erik Wilhelm	QB	Oregon State	83
4a	Kerry Owens	LB	Arkansas	89
4b	Rob Woods	T	Arizona	111
5	Natu Tiatagaloa	NT	California	138
6	Craig Taylor	RB	West Virginia	166
7	Kendal Smith	WR	Utah State	194
8	Chris Chenuell	LB	Kentucky	222
9	Richard Stephens	T	Tulsa	250
10a	Cornell Holloway	CB	Pittsburgh	256
10b	Bob Jean	QB	New Hampshire	278
11	Dana Wells	NT	Arizona	306

1990

RD.	PLAYER	POS.	COLLEGE	SEL. #
1	James Francis	LB	Baylor	12
2	Harold Green	RB	South Carolina	38
3	Bernard Clark	LB	Miami (Fla.)	65
4	Mike Brennan	T	Notre Dame	91
5	Lynn James	WR	Arizona State	122
6	Don Odegar	CB	Nevada-Las Vegas	150
7	Craig Ogletree	LB	Auburn	177
8	Doug Wellsandt	TE	Washington State	204
9	Mitchell Price	CB	Tulane	234
10	Eric Crigler	T	Murray State	261
11	Tim O'Connor	T	Virginia	288
12	Andre Riley	WR	Washington	314

1991

RD.	PLAYER	POS.	COLLEGE	SEL. #
1	Alfred Williams	LB	Colorado	18
2	Lamar Rogers	DE	Auburn	52
3	Bob Dahl	DE	Notre Dame	72
4a	Donald Hollas	QB	Rice	99
4b	Rob Carpenter	WR	Syracuse	109
5	Mike Arthur	C	Texas A&M	130
6	Richard Fain	CB	Florida	157
7	Fernando Vinson	S	North Carolina State	184
8	Mike Dingle	RB	South Carolina	211
9	Shane Garrett	WR	Texas A&M	241
10	Jim Lavin	G/T	Georgia Tech	263
11	Chris Smith	TE	Brigham Young	295
12	Antoine Bennett	CB	Florida A&M	322

1992

Cincinnati traded the No. 5 selection to Washington for the No. 6 & No. 28 picks.

RD.	PLAYER	POS.	COLLEGE	SEL. #
1a	David Klingler	QB	Houston	6
1b	Darryl Williams	S	Miami (Fla.)	28
2	Carl Pickens	WR	Tennessee	31
3	Leonard Wheeler	CB	Troy State	84
4	Ricardo McDonald	LB	Pittsburgh	88
5	Craig Thompson	TE	North Carolina A&T	115
6	Chris Burns	DE	Middle Tennessee State	142
7	Lance Oldbering	T	Iowa	172
8	Roosevelt Nix	DE	Central State (Ohio)	199
9	Osteli Miles	RB	Houston	226
10	Horace Smith	CB	Oregon Tech	256
11	John Earle	OL	Western Illinois	283
12	Eric Shaw	LB	Louisiana Tech	310

1993

RD.	PLAYER	POS.	COLLEGE	SEL. #
1	John Copeland	DE	Alabama	5
2	Tony McGee	TE	Michigan	37
3a	Steve Tovar	LB	Ohio State	59
3b	Ty Tartan	DT	Arizona	63
4	Marcello Simmons	CB	Southern Methodist	90
5	Forey Duckett	CB	Nevada-Reno	117
6	Tom Scott	T	East Carolina	148
7	Lance Gunn	S	Texas	175
8	Doug Peltrey	K	Kentucky	202

1994

RD.	PLAYER	POS.	COLLEGE	SEL. #
1	Dan Wilkinson	DT	Ohio State	1
2	Darnay Scott	WR	San Diego State	30
3a	Jeff Cothran	FB	Ohio State	66
3b	Steve Shine	LB	Northwestern	86
4	Corey Sawyer	CB	Florida State	104
5	Trent Pollard	T	Eastern Washington	132
6a	Kimmo von Oelhoffen	DT	Boise State	162
6b	Jerry Reynolds	T	Nevada-Las Vegas	184
7	Ramondo Stallings	DE	San Diego State	195

1995

Cincinnati traded the No. 5 & No. 36 selections to Carolina for the No. 1 pick.

RD.	PLAYER	POS.	COLLEGE	SEL. #
1	Ki-Jana Carter	RB	Penn State	1
2	None			
3	Melvin Tuten	T	Syracuse	69
4	Sam Shade	S	Alabama	102
5	David Dunn	WR	Fresno State	139
6	Ryan Grigson	T	Purdue	175
7	John Walsh	QB	Brigham Young	213

1996

RD.	PLAYER	POS.	COLLEGE	SEL. #
1	Willie Anderson	T	Auburn	10
2	Marco Battaglia	TE	Rutgers	39
3	Ken Blackman	G/T	Illinois	69
4	Jevon Langford	DE	Oklahoma State	108
5	Greg Myers	S	Colorado State	144
6	Tom Tunnelly	LB	Pittsburgh	178
7	Rod Jones	CB	Kansas	219

1997

RD.	PLAYER	POS.	COLLEGE	SEL. #
1	Reinard Wilson	LB	Florida State	14
2	Corey Dillon	RB	Washington	43
3	Rod Payne	C	Michigan	76
4	Tremain Mack	S	Miami (Fla.)	111
5	Andre Purvis	NT	North Carolina	144
6	Canute Curtis	LB	West Virginia	176
7	William Carr	NT	Michigan	217

1998

Cincinnati traded DE Dan Wilkinson to Washington for the No. 17 & No. 78 picks, and traded the No. 135 pick to Indianapolis for QB Paul Justin.

RD.	PLAYER	POS.	COLLEGE	SEL. #
1a	Takao Spikes	LB	Auburn	13
1b	Brian Simmons	LB	North Carolina	17
2	Artrell Hawkins	CB	Cincinnati	43
3a	Steve Foley	LB	Northeast Louisiana	75
3b	Mike Goff	G	Iowa	78
4	Glen Steele	DL	Michigan	105
5	None			
6	Jason Tucker	WR	Texas Christian	167
7a	Marcus Parker	FB	Virginia Tech	202
7b	Damian Vaughn	TE	Miami (Ohio)	222

1999

RD.	PLAYER	POS.	COLLEGE	SEL. #
1	Akili Smith	QB	Oregon	3
2	Charles Fisher	CB	West Virginia	33
3	Cory Hall	S	Fresno State	65
4	Craig Yeast	WR	Kentucky	98
5	Nick Williams	FB	Miami (Fla.)	135
6	Kelly Gregg	NT	Oklahoma	173
7a	Tony Coats	G	Washington	209
7b	Scott Covington	QB	Miami (Fla.)	245
7c	Donald Broomfield	DE	Clemson	249

2000

RD.	PLAYER	POS.	COLLEGE	SEL. #
1	Peter Warrick	WR	Florida State	4
2	Mark Roman	CB	Louisiana State	34
3	Ron Dugans	WR	Florida State	66
4	Curtis Keaton	HB	James Madison	97
5	Robert Bean	CB	Mississippi State	133
6	Neil Rackers	K	Illinois	169
7	Brad St. Louis	TE-LS	SW Missouri State	210

2001

RD.	PLAYER	POS.	COLLEGE	SEL. #
1	Justin Smith	DE	Missouri	4
2	Chad Johnson	WR	Oregon State	36
3	Sean Brewer	TE	San Jose State	66
4	Rudi Johnson	HB	Auburn	100
5	Victor Leuva	G	Arizona State	135
6	Ralf Johnson	LB	Stanford	168
7	T.J. Houshmandzadeh	WR	Oregon State	204

THE LONGEST SHOTS

The latest-drafted player ever to make the Bengals roster for a regular-season game was placekicker/punter **Dave Green** of Ohio University. Green was the 418th selection in the 1972 draft, taken in the 17th round. He didn't make the roster in 1972, and had a brief stint (no games played) with Houston in '73 before being re-acquired by Cincinnati. Green played for the Bengals from 1974-75, scoring 70 points and averaging 40.1 yards on 134 punts. He was acquired by Tampa Bay in 1976, and stayed in the NFL through '79.

The latest-drafted player ever to make the Bengals roster in the same season of his selection was RB **Ted Washington** of San Diego State. Washington was the 354th selection in 1968, a 13th-round pick. He played in the NFL only in 1968.

Though not among the very latest draft picks in team history, tight end/wide receiver **Bob Trumpy** of Utah stands out most for the way he exceeded the potential accorded him by the pro football world on draft day. Trumpy was the 301st selection in the 1968 draft, a 12th-round pick. He went on to play 10 years with Cincinnati (1968-77) and played in two AFL All-Star Games and then two Pro Bowls.

Notably successful late draftees on recent Bengals teams include tackle **Joe Walter** of Texas Tech and kicker **Doug Pelfrey** of Kentucky. Walter, a Bengal from 1985-97, was a seventh-round pick in '85, the 181st player selected. Pelfrey, an eighth-round pick in 1993 (202nd overall), played for the Bengals from '93-99 and ranks second on the team's all-time scoring list with 660 career points.

BENGALS ALUMNI LIST 1968-2000

SCHOOL	PLAYERS	SCHOOL	PLAYERS	SCHOOL	PLAYERS	SCHOOL	PLAYERS
Abilene Christian	2	Houston	8	Nebraska	7	Southern Mississippi	1
Alabama	7	Howard Payne	1	Nevada-Las Vegas	1	Southern U.	1
Alabama A&M	1	Idaho	2	Nevada-Reno	2	Southwest Missouri State	1
Albany State (Ga.)	1	Illinois	7	New Mexico State	2	Southwest Texas State	2
Alcorn State (Alcorn A&M)	1	Indiana	5	New York Tech	1	Stanford	5
Appalachian State	1	Iowa	5	North Alabama	2	Syracuse	6
Arizona	5	Iowa State	3	North Carolina	6	Taylor	1
Arizona State	11	Jackson State	2	North Carolina A&T	4	Temple	2
Arkansas	3	Jacksonville State	1	North Carolina Central	1	Tennessee	7
Arkansas A,M,N	2	James Madison	1	North Carolina State	3	Tennessee State	7
Arkansas State	2	Johnson C. Smith	1	North Dakota	1	Texas	6
Army	1	Kansas	7	North Dakota State	1	Texas A&I	1
Auburn	10	Kansas State	4	Northeast Louisiana	2	Texas A&M	6
Augustana (Ill.)	1	Kent State	1	Northeast Missouri State	1	Texas Christian	4
Augustana (S.D.)	1	Kentucky	5	Northeastern	1	Texas Southern	1
Ball State	3	Lamar	1	Northern Illinois	2	Texas Tech	2
Baylor	3	Langston	1	Northern Iowa	1	Toledo	3
Bethune-Cookman	2	Lehigh	2	Northern Michigan	1	Troy State	1
Boise State	3	Liberty	1	Northwestern	2	Tufts	1
Boston College	5	Lincoln	2	Northwestern Oklahoma	1	Tulane	4
Boston U.	2	Los Angeles State	2	Northwestern State (La.)	3	Tulsa	1
Bowling Green	3	Louisiana State	6	Notre Dame	8	UCLA	8
Brigham Young	6	Louisiana Tech	2	Ohio State	18	Union (N.Y.)	1
Buffalo	1	Louisville	6	Ohio U.	2	United States Int'l	2
California	3	Maine	2	Ohio Wesleyan	1	Utah	6
Cal State-Fullerton	2	Mankato State	1	Oklahoma	6	Utah State	1
Cal State-Long Beach	2	Marshall	3	Oklahoma State	4	Vanderbilt	2
Cal State-Sacramento	1	Maryland	4	Oregon	6	Virginia	2
Cameron	1	Massachusetts	2	Oregon State	3	Virginia Tech	2
Carroll College	1	McMurry	1	Pacific	2	Virginia Union	2
Carson-Newman	1	McNeese State	2	Penn State	10	Wake Forest	2
Catawba	1	Memphis (Memphis State)	2	Pittsburgh State	1	Washington	6
Central Michigan	4	Miami (Fla.)	10	Pittsburgh	8	Washington State	7
Central State (Ohio)	1	Miami (Ohio)	9	Portland State	1	West Chester	1
Central State (Okla.)	1	Michigan	9	Princeton	1	West Virginia	10
Chico State	1	Michigan State	7	Purdue	2	Western Carolina	1
Cincinnati	9	Michigan Tech	1	Rice	1	Western Illinois	2
Clemson	3	Middle Tennessee State	1	Richmond	1	Western Kentucky	1
Colorado	8	Miles College	1	Rutgers	1	Western Michigan	1
Colorado State	3	Millikin	1	Samford	1	Wichita State	2
Colorado State	3	Minnesota	4	Sam Houston State	1	Williams	1
Dartmouth	1	Mississippi	3	San Diego State	7	Wisconsin	4
Davidson	1	Mississippi State	3	San Jose State	4	Wisconsin-LaCrosse	1
Dayton	1	Mississippi Valley State	3	South Carolina	7	Wooster	1
Duke	2	Missouri	1	South Carolina State	2	Wyoming	1
Earlham College	1	Montana	1	South Dakota	1	Xavier (Ohio)	1
East Carolina	3	Montana State	1	Southern Arkansas	2	Yale	1
East Tennessee State	1	Morehead State	3	Southern California	7	No college	2
Eastern Illinois	1	Morgan State	1	Southern Illinois	1		
Eastern Kentucky	1	Morris Brown	1	Southern Methodist	5		
Eastern Michigan	2						
Eastern Washington	2						
Evansville	1						
Findlay	2						
Fisk	1						
Florida	11						
Florida A&M	3						
Florida State	4						
Fresno State	5						
Frostburg State	1						
Furman	2						
Georgia	4						
Grambling	6						
Hampton (Va.)	1						
Harvard	1						
Hawaii	1						
Holy Cross	2						

BUCKEYES HOLD LEAD ON ALUMNI LIST

No new players from Ohio State earned a spot last season on the Bengals' all-time roster. But the Buckeyes, with 18 players already on the roster, held their wide lead as the top supplier of Cincinnati NFL talent.

Arizona State and Florida remain tied for second place with 11 Bengals alumni each. Four schools — Auburn, Miami (Fla.), Penn State and West Virginia — are tied for fourth place with 10. None of the six schools in second through fourth place added a player last year, either.

The University of Cincinnati added a player last season in DE **Vaughn Booker**, and that lifted UC into the rung of schools with nine Bengals alumni. The other schools with nine are Miami (Ohio) and Michigan.

BENGALS ALL-TIME ROSTER

To be eligible for the all-time roster, a player must have been in uniform for at least one regular season or postseason game, or spent a minimum of four games on the roster (including inactive status) or on other player lists (IR, NFL PUP, etc.). Practice squad service does not qualify.

NO.	NAME	POS.	YRS.	COLLEGE
— A —				
52	Adams, Doug	LB	'71-74	Ohio State
40	Alexander, Charles	RB	'79-85	Louisiana State
82	Alexis, Alton	WR	'80	Tulane
33	Ambrose, Ashley	CB	'96-98	Miss. Valley St.
89	Amsler, Martin	DE	'70	Evansville
31	Anderson, Jerry	S	'77	Oklahoma
14	Anderson, Ken	QB	'71-86	Augustana (Ill.)
71	Anderson, Willie	T	'96-00	Auburn
78	Archer, Dan	T	'68	Oregon
33	Armour, JoJuan	S-LB	'99-00	Miami (Ohio)
61	Aronson, Doug	G	'87	San Diego State
65	Arthur, Mike	C	'91-92	Texas A&M
51	Avery, Ken	LB	'69-74	So. Mississippi
— B —				
85	Baccaglio, Martin	DE	'68-70	San Jose State
79	Bacon, Coy	DE	'76-77	Jackson State
10	Bahr, Chris	K	'76-79	Penn State
18	Bailey, Thomas	WR	'95	Auburn
42	Ball, Eric	RB-KR	'89-94	UCLA
38	Banks, Estes	RB	'68	Colorado
90	Bankston, Michael	DE	'98-00	Sam Houston State
35	Barber, Chris	S	'87-89*	North Carolina A&T
86	Barber, Mike	WR	'90-91	Marshall
53	Barker, Leo	LB	'84-91	New Mexico State
93	Barndt, Tom	DT	'00	Pittsburgh
38,35	Basnigh, Michael	RB	'99-00*	North Carolina A&T
84	Bass, Don	WR-TE	'78-81	Houston
89	Battaglia, Marco	TE	'96-00	Rutgers
31	Battle, Ralph	DB	'84	Jacksonville State
49	Bean, Robert	CB	'00	Mississippi State
58	Beauchamp, Al	LB	'68-75	Southern U.
26	Bell, Leonard	S	'87	Indiana
40	Bell, Myron	S	'98-99	Michigan State
21	Benjamin, Ryan	RB	'93	Pacific
35	Bennett, Antoine	CB	'91-92	Florida A&M
16	Bennett, Ben	QB	'87	Duke
36	Bennett, Brandon	RB	'98-00*	South Carolina
57	Bentley, Ray	LB	'92	Central Michigan
66	Bergey, Bill	LB	'69-73	Arkansas State
82	Berry, Royce	DE	'69-75*	Houston
79	Berthussen, Bill	DE	'87	Iowa State
21	Bienieny, Eric	RB-KR	'95-98	Colorado
24	Billups, Lewis	CB	'86-91	North Alabama
66	Blackman, Ken	G	'96-99*	Illinois
37	Blackmon, Roosevelt	CB	'88-99	Morris Brown
29	Blackwood, Lyle	S	'73-75	Texas Christian
74	Blados, Brian	G-T	'84-91	North Carolina
45	Blair, Michael	FB	'98	Ball State
8	Blake, Jeff	QB	'94-99	East Carolina
96	Booker, Vaughn	DE	'00	Cincinnati
32	Borders, Nate	S	'87	Indiana
61	Boyersky, Jerry	NT	'82-85	Pittsburgh
85	Boyd, LaVell	WR	'00	Louisville
85	Brabham, Dan	LB	'68	Arkansas
60	Bradley, Chuck	T	'93	Kentucky
55	Brady, Ed	LB	'86-91	Illinois
74	Braham, Rich	G-C	'94-00*	West Virginia
58	Braxton, David	LB	'94	Wake Forest
3,10	Brecht, Jim	K	'80-92	California
34	Breedon, Louis	CB	'78-87	N. Carolina Central
18	Breen, Adrian	QB	'87	Morehead State
63	Brennan, Brian	WR	'92	Boston College
60	Brennan, Mike	T	'90-91	Notre Dame
10	Brice, Will	P	'99	Virginia
47	Bright, Greg	S	'80-81	Morehead State
65	Briz, Darrick	C	'94-98	Oregon State

NO.	NAME	POS.	YRS.	COLLEGE
43	Brim, Mike	CB	'93-95	Virginia Union
82	Brooks, Billy	WR	'76-79	Oklahoma
21	Brooks, James	RB	'84-91	Auburn
33	Broussard, Steve	RB	'94	Washington State
75	Brown, Anthony	T-G	'95-98	Utah
78	Brown, Bob	DT	'75-76	Arkansas A&M
81	Brown, Eddie	WR	'85-91	Miami (Fla.)
86	Brown, Ken	WR	'87	Southern Arkansas
80	Brown, Tom	WR	'87	Augustana (S.D.)
21	Browner, Jim	S	'79-80	Notre Dame
79	Browner, Ross	DE	'78-86	Notre Dame
72	Brunfield, Scott	G	'93-97	Brigham Young
52	Buchanan, Tim	LB	'69	Hawaii
99	Buck, Jason	DE	'87-90	Brigham Young
96	Buckner, Brentson	NT	'97	Clemson
89	Bule, Drew	WR	'72	Catawba
74	Bujnoch, Glenn	G	'76-82	Texas A&M
55	Buncom, Frank	LB	'68	Southern California
28	Burk, Scott	S	'79	Oklahoma State
67	Burley, Gary	DE	'76-83	Pittsburgh
38	Burns, Jason	RB	'95	Wisconsin
58	Bush, Blair	C	'78-82	Washington
88	Bush, Steve	TE-FB-LB	'97-00	Arizona State
27	Bussey, Barney	S	'86-92	South Carolina St.
— C —				
68	Cadigan, Dave	G	'94	Southern California
50	Cameron, Glenn	LB	'75-85	Florida
64	Canale, Justin	G	'69	Mississippi State
34	Carey, Richard	CB-PR	'89	Idaho
70	Carpenter, Ron	DT-DE	'70-76	North Carolina St.
32	Carpenter, Ron	S	'93	Miami (Ohio)
86	Carroll, Wesley	WR	'93	Miami (Fla.)
45	Carter, Carl	CB	'90	Texas Tech
42	Carter, Chris	S	'00	Texas
32	Carter, Ki-Jana	RB	'95-99*	Penn State
21	Carter, Tom	CB	'99-00	Notre Dame
11	Carter, Virgil	QB	'70-73*	Brigham Young
37	Casanova, Tommy	S-KR	'72-77	Louisiana State
56	Catchings, Tony	LB	'87	Cincinnati
81	Chandler, Al	TE	'73-74	Oklahoma
24	Chapman, Clarence	CB	'80-81	Eastern Michigan
79	Chomyszak, Steve	DT-DE	'68-73	Syracuse
11	Christensen, Jeff	QB	'83	Eastern Illinois
57	Clark, Bernard	LB	'90-91	Miami (Fla.)
42,35	Clark, Boobie	RB	'73-78	Bethune-Cookman
11	Clark, Bryan	QB	'84	Michigan State
21	Clark, Rico	CB	'99	Louisville
11	Clark, Wayne	QB	'74	U.S. International
16	Clayton, Alonzo	WR	'98*	Northern Iowa
61	Coats, Tony	G	'99	Washington
24	Cobb, Marvin	S	'75-79	Southern California
89	Cobb, Mike	TE	'77	Michigan State
23	Coleman, Al	S	'69-71	Tennessee State
55	Collins, Andre	LB	'95-97	Penn State
90	Collins, Gerald	LB	'95	Vanderbilt
76	Collins, Glen	DE	'82-85	Mississippi State
80	Collinsworth, Chris	WR	'81-88	Florida
38	Conley, Steve	RB	'72	Kansas
12	Cook, Greg	QB	'69-74*	Cincinnati
92	Copeland, John	DE-DT	'93-00	Alabama
81	Corbett, Jim	TE	'77-80	Pittsburgh
76	Cornish, Frank	DT	'70	Grambling
88	Cosiel, Bruce	TE	'69-76	Pacific
6	Costello, Brad	P	'96-99	Boston U.
45,29	Cothran, Jeff	RB	'94-95	Ohio State
70	Cotton, Barney	G	'79	Nebraska
52	Cousino, Brad	LB	'75	Miami (Ohio)
4	Covington, Scott	QB	'99-00	Miami (Fla.)
10	Crabtree, Eric	WR	'69-71	Pittsburgh
34	Craig, Neal	S	'71-73	Fisk
72	Cupp, Keith	T	'87	Findlay
98	Curtis, Canale	LB	'97-00	West Virginia
85	Curtis, Isaac	WR	'73-84	San Diego State

(All-Time Roster — cont'd)

NO.	NAME	POS.	YRS.	COLLEGE
— D —				
96	Davidson, Kenny	DE	96	Louisiana State
26	Davis, Charlie	RB-KR	'74-75*	Colorado
68	Davis, Joel	G	'97*	Army
31	Davis, Lee	CB	'85	Mississippi
21	Davis, Oliver	S	'81-82	Tennessee State
27	Davis, Ricky	S	'75	Alabama
35,25	Davis, Tony	RB-KR	'76-78	Nebraska
93	DeAyala, Kiki	LB	'86-87	Texas
85	DeGraffenreid, Allen	WR	'93	Ohio State
50	DeLeone, Tom	G-C	'72-73	Ohio State
73	DeMarco, Brian	G	'99	Michigan State
63	Dennis, Guy	G	'69-72	Florida
74	Dennis, Mark	T	'94	Illinois
56	DePaso, Tom	LB	'78	Penn State
51	Devlin, Chris	LB	'75-78*	Penn State
34	Dillahunt, Ellis	S	'88	East Carolina
28	Dillon, Corey	RB	'97-00	Washington
38	Dingle, Mike	RB	'91-92*	South Carolina
52,51	Dinkel, Tom	LB	'78-83, '85	Kansas
51	Dixon, Gerald	LB	'96-97	South Carolina
29	Dixon, Rickey	DB	'88-92	Oklahoma
66	Donahue, Mark	G	'78-79	Michigan
76	Doughty, Mike	T	'99-00*	Notre Dame
67	Douglas, David	T	'86-88	Tennessee
45	Douthard, Ty	RB	'97	Illinois
44	Dressler, Doug	RB	'70-74*	Chico State
41	Duckett, Forey	DB	'94	Nevada-Reno
81	Dugans, Ron	WR	'00	Florida State
80	Dunn, David	WR-KR	'95-98	Fresno State
21	Dunn, Paul	RB	'70	U.S. International
29	Durko, Sandy	S	'70-72*	Southern California
27	Dyer, Ken	S	'69-71	Arizona State
— E —				
70	Eaddy, James	NT	'87	New York Tech
73	Edwards, Eddie	DE-DT	'77-88	Miami (Fla.)
36	Elliott, Lenvil	RB	'73-78	NE Missouri State
59	Ely, Larry	LB	'70-71	Iowa
52	Elzey, Paul	LB	'68	Toledo
50	Erickson, Bernard	LB	'68	Abilene Christian
17	Ernst, Mike	QB	'73-74	Cal State-Fullerton
7	Estason, Boomer	QB	'84-92, '97	Maryland
— F —				
31	Fain, Richard	CB	'91	Florida
63	Fairchild, Greg	G	'75-77	Tulsa
33	Farley, John	RB	'84	Cal St.-Sacramento
83	Farmer, Danny	WR	'00	UCLA
96	Fears, Willie	DE	'87	Northwestern St. (La.)
44	Fenner, Derrick	RB	'92-94	North Carolina
72	Fest, Howard	G-T	'68-75	Texas
25	Fisher, Charles	CB	'99-00*	West Virginia
54	Fletcher, Tom	LB	'87	Northwestern
71	Fletcher, John	G	'87	Texas A&M
95	Foley, Steve	LB	'98-00	Northeast Louisiana
11	Ford, Mike	QB	'82	Southern Methodist
50	Francis, James	LB	'90-98	Baylor
39	Franklin, Pat	RB	'87	Southwest Texas St.
43	Frazier, Curt	CB	'68	Fresno State
49,58	Frazier, Guy	LB	'81-84	Wyoming
97	Frier, Mike	DE	'92-94	Appalachian State
47,83	Frisch, David	TE	'93-94	Colorado State
33	Fritts, Stan	RB	'75-76	North Carolina St.
33	Fulcher, David	S	'86-92	Arizona State
17	Fulhage, Scott	P	'87-88	Kansas State
42	Fuller, Mike	S-PR	'81-82	Auburn
— G —				
18	Gallery, Jim	K	'89	Minnesota
48	Garrett, John	WR	'89	Princeton
89	Garrett, Shane	WR-KR	'91-92*	Texas A&M
11	Gaynor, Doug	QB	'86	Cal State-Los Angeles
26	Gehrke, Jack	WR	'69	Utah
89	George, Tim	WR	'73	Carson-Newman
48	Gibler, Andy	TE	'83	Missouri

NO.	NAME	POS.	YRS.	COLLEGE
84	Gibson, Damon	WR-KR	'98	Iowa
99	Gibson, Oliver	NT-DT	'99-00	Notre Dame
30	Gilliland, Cory	S	'97	Ball State
64	Glass, Bill	G	'80	Baylor
63	Goff, Mike	G-T	'98-00	Iowa
58	Gordon, Alex	LB	'91-93	Cincinnati
33	Graham, Kenny	S	'70	Washington State
41	Graham, Scottie	RB	'97	Ohio State
24	Grant, Alan	CB	'93	Stanford
98	Grant, David	NT	'88-91	West Virginia
91	Granville, Billy	LB	'97-00	Duke
41	Graves, White	S	'68	Louisiana State
41	Green, Dave	P-K	'74-75	Ohio U.
28	Green, Harold	RB	'90-95	South Carolina
45	Griffin, Archie	RB	'76-83*	Ohio State
87	Griffin, Damon	WR-KR	'99-00	Oregon
22	Griffin, James	S	'83-85	Middle Tenn. St.
76	Griffin, Jim	DE	'68	Grambling
44	Griffin, Ray	CB	'78-84	Ohio State
46	Groce, Cili	FB	'99-00	Texas A&M
28	Gullory, John	DB	'69-70	Stanford
27	Gunn, Lance	S	'93	Texas
89	Gunner, Harry	DE	'68-69	Oregon State
62	Gutierrez, Brock	G-C	'96-00	Central Michigan
— H —				
45	Haddix, Wayne	CB	'91	Liberty
35	Haffner, Mike	WR	'71	UCLA
26	Hall, Cory	S	'99-00	Fresno State
71	Hammerstein, Mike	DE-NT	'86-90*	Michigan
66	Hannula, Jim	T	'83	Northern Illinois
45,41	Hardy, Adrian	CB	'94-95	Northwestern St. (La.)
36	Hargrove, Jim	RB	'81	Wake Forest
57	Harmon, Ed	LB	'69	Louisville
53	Harris, Bo	LB	'75-82	Louisiana State
26	Harris, Jim	DB	'71	Howard Payne
83	Harris, M.L.	TE	'80-85	Kansas State
27	Hawkins, Artrell	CB	'98-00	Cincinnati
5	Hayes, Jeff	P	'86	North Carolina
69	Headrick, Sherrill	LB	'68	Texas Christian
20	Hearst, Garrison	RB	'96	Georgia
36	Heath, Jo-Jo	KR-DB	'80	Pittsburgh
22	Heath, Rodney	CB	'99-00	Minnesota
38	Henson, Champ	RB	'75	Ohio State
34	Herock, Ken	TE	'68	West Virginia
16	Hertel, Rob	QB	'78	Southern California
56	Hibler, Mike	LB	'68	Stanford
27	Hicks, Bryan	S	'80-84*	McNeese State
84,19	Hill, Jeff	WR-KR	'94-96	Purdue
89	Hillary, Ira	WR-KR	'87-89	South Carolina
98	Hinkle, George	DE	'93	Arizona
83	Holden, Steve	WR	'77	Arizona State
40	Holifield, John	RB	'88-89*	West Virginia
76	Holland, Vernon	T	'71-79	Tennessee State
12	Hollas, Don	CB	'91-94*	Rice
82	Holman, Rodney	TE	'82-92	Tulane
71	Horn, Rod	NT	'80-81	Nebraska
10	Horne, Greg	P	'87	Arkansas
20	Horton, Ray	CB	'83-88	Washington
20	Howard, Ty	CB	'99	Ohio State
71	Howe, Garry	NT	'93	Colorado
85	Hundon, James	WR-KR	'96-99	Portland State
20	Hunt, Bobby	S	'68-69	Auburn
31	Hunt, Gary	DB	'87	Memphis State
72	Hunt, Ron	T	'76-78	Oregon
— I —				
92	Inglis, Tim	LB	'87-88	Toledo
— J —				
23	Jackson, Bernard	S-CB-KR	'72-76	Washington State
65	Jackson, John	T	'00	Eastern Kentucky
37	Jackson, Robert	S	'81-87, '89*	Central Michigan
80	Jackson, Willie	WR	'98-99	Florida
80	James, Lynn	WR	'90-91	Arizona State
30	Jauron, Dick	S	'78-81*	Yale
57	Jefferson, Kevin	LB	'94-95	Lehigh
87	Jeffries, Curtis	TE	'87	Louisville

NO.	NAME	POS.	YRS.	COLLEGE
84	Jenkins, Mike	WR	'97	Hampton
36	Jennings, Stanford	RB-KR	'84-'90	Furman
68	Jetton, Paul	C-G	'89-'91	Texas
30	Johnson, Bill	RB	'85-'87	Arkansas State
54	Johnson, Bob	C	'68-'79	Tennessee
68, 99	Johnson, Donnell	T	'93	Johnson C. Smith
19	Johnson, Essex	RB	'68-'75	Grambling
29	Johnson, Jim	DB	'69	South Carolina St.
55	Johnson, John	LB	'94	Clemson
80	Johnson, Keri	DE	'71-'77	Indiana
11	Johnson, Lee	P-K	'88-'98	Brigham Young
43	Johnson, Mark	S	'87	Western Kentucky
46	Johnson, Pete	FB	'77-'83	Ohio State
90	Johnson, Tim	DT	'96	Penn State
78	Johnson, Walter	DT	'77	Los Angeles State
18	Joiner, Charlie	WR	'72-'75	Grambling
57	Jolitz, Evan	LB	'74	Cincinnati
32	Jones, Bob	S	'73-'74	Virginia Union
66	Jones, Dan	T	'93-'95	Maine
25	Jones, Rod (Roderick)	CB	'90-'96	Southern Methodist
60	Jones, Rod (Rodrek)	T-G	'96-'00	Kansas
24	Jones, Roger	CB	'94-'96	Tennessee State
77	Jones, Scott	T	'89, '91	Washington
74, 78	Jones, Willie Lee	DT-DE	'68, '70-'71	Kansas St.
83	Jordan, Kevin	WR	'96*	UCLA
36	Joseph, James	RB	'95	Auburn
12	Joseph, Kerry	QB	'96	McNeese State
10	Justin, Paul	QB	'98	Arizona State

— K —

62	Kalis, Todd	G	'95	Arizona State
84	Kaltus, Eric	TE	'86-'91	Michigan
56	Kearney, Tim	LB	'72-'74	Northern Michigan
29	Keaton, Curtis	RB	'00	James Madison
44	Keeling, Rex	P	'68	Samford
24	Kellermann, Ernie	S	'72	Miami (Ohio)
77	Kelly, Bob	T	'68	New Mexico State
58	Kelly, Joe	LB	'86-'89	Washington
87	Kelly, Mike	TE	'70-'72	Davidson
98	Kelly, Todd	DE	'95-'96	Tennessee
26	Kemp, Bobby	S	'81-'86	Cal State-Fullerton
89	Kern, Don	TE	'84-'85	Arizona State
66	Kindricks, Bill	DT	'68	Alabama A&M
47	King, Charlie	CB	'68-'69	Purdue
90	King, Emanuel	LB	'85-'88	Alabama
41	King, Joe	S	'91	Oklahoma State
28	Kinnbrew, Larry	RB	'83-'87	Tennessee State
55	Kirk, Randy	LB	'92-'93	San Diego State
7, 15	Klingler, David	QB	'92-'95	Houston
71	Koch, Pete	DT	'84	Maryland
50	Koegel, Vic	LB	'74	Ohio State
68	Kollar, Bill	DT	'74-'76	Montana State
30	Kors, R.J.	S	'93	Cal State-Long Beach
64	Kozerski, Bruce	C-G-T	'84-'95	Holy Cross
86	Kreider, Steve	WR	'79-'86	Lehigh
15	Kresser, Eric	QB	'97-'99	Marshall
75	Krevis, Al	T	'75	Boston College
69	Krumrie, Tim	NT	'63-'94	Wisconsin
59	Kurnick, Howie	LB	'79-'80*	Cincinnati

— L —

40	Lamb, Ron	RB	'68-'71	South Carolina
94	Langford, Jevon	DE	'96-'00	Oklahoma State
62	Lapham, Dave	G-C-T	'74-'83	Syracuse
83	Law, Dennis	KR-WR	'78	East Tennessee St.
66	Lawson, Steve	G	'71-'72	Kansas
55	LeClair, Jim	LB	'72-'83	North Dakota
15	Leeuwenburg, Jay	G-C	'99	Colorado
88	Levenseller, Mike	WR	'79-'80	Washington State
15	Lewis, Dave	P-QB	'70-'73	Stanford
75	Linn, Jack	G-T	'93	West Virginia
11	Livingston, Dale	P-K	'68-'69	Western Michigan
52	Logan, James	LB	'95	Memphis
29, 23	Logan, Marc	RB	'87-'88	Kentucky
30	Lott, Anthony	CB	'97	Florida
29	Lusby, Vaughn	KR-CB	'79	Arkansas

NO.	NAME	POS.	YRS.	COLLEGE
— M —				
34	Mack, Tremaine	S-CB-KR	'97-'00	Miami (Fla.)
77	Maddox, Bob	DE	'74	Frostburg State
47	Maidlow, Steve	LB	'83-'84	Michigan State
9	Manca, Massimo	K	'87	Penn State
44	Manning, Aaron	CB	'87	Iowa State
58, 60	Manos, Sam	C	'87	Marshall
83	Marshall, Ed	WR	'71	Cameron (Okla.)
88	Martin, Mike	WR-KR	'83-'89	Illinois
24	Mathias, Ric	CB	'98-'99*	Wisconsin-LaCrosse
57, 52	Matlock, John	C	'68	Miami (Fla.)
73	Matson, Pat	G	'68-'74	Oregon
96	Maxey, Curtis	NT	'88	Grambling
71	Mayes, Rulus	T	'70-'78	Ohio State
82	McCall, Ed	WR	'68	Miles College
72	McClendon, Skip	DE	'87-'91	Arizona State
65, 66	McClure, Wayne	LB	'68, '70	Mississippi
40	McCluskey, David	RB	'87	Georgia
40	McClough, Deland	RB	'96*	Miami (Ohio)
86	McDaniel, John	WR	'74-'77	Lincoln
56	McDonald, Ricardo	LB	'92-'97	Pittsburgh
85	McGee, Tim	WR-KR	'86-'92, '94-'95*	Tennessee

82	McGee, Tony	TE	'93-'00	Michigan
96	McGhee, Kanavis	LB	'94	Colorado
59	McGill, Karmeeleyah	LB	'93	Notre Dame
87	McInally, Pat	P-WR	'76-'85	Harvard
42	McVea, Warren	WR-KR	'68	Houston
85, 45	Meehan, Greg	WR	'87	Bowling Green
58	Megna, Marc	LB	'00	Richmond
62	Melander, Jon	G	'92	Minnesota
59	Melntree, Andrew	LB	'80	Baylor
68	Middendorf, Dave	G	'68-'69	Washington State
36	Miles, Ostell	RB	'92-'93	Houston
44	Milne, Brian	FB	'96-'99	Penn State
72	Mitchell, Mack	DE	'79	Houston
19	Mitchell, Scott	QB	'00	Utah
99	Mitz, Alonzo	DE	'91-'92	Florida
28	Montgomery, Cleotha	KR-RB	'80	Abilene Christian
65	Montoya, Max	G-T	'79-'89	UCLA
60	Moore, Blake	C	'80-'83	Wooster
60	Moore, Eric	T	'94	Indiana
29	Moore, Kelvin	S	'98-'99*	Morgan State
65	Moore, Maulty	DT	'75	Bethune-Cookman
93	Morabito, Tim	DT	'96	Boston College
21	Morgan, Melvin	CB	'76-'78	Mississippi Valley St.
26	Morrison, Reece	RB	'72-'73	Southwest Texas St.
73	Moyer, Ken	G-T	'89-'94*	Toledo
16	Muhlmann, Horst	K	'69-'74	none
78	Munoz, Anthony	T	'80-'92	Southern California
25	Myers, Chris	WR	'69-'76	Northwestern Okla.
31	Myers, Greg	S-PR	'96-'99	Colorado State

— N —

52	Neal, Randy	LB	'95-'96	Virginia
53	Neidert, John	LB	'68	Louisville
42	Niehoff, Rob	S	'87	Cincinnati
95	Nix, Roosevelt	DE	'92-'93	Central State (Ohio)
12	Norseth, Mike	QB	'87-'88	Kansas
89	Novak, Jack	TE	'75	Wisconsin

— O —

68	Obrovac, Mike	G-T	'81-'83	Bowling Green
12	O'Donnell, Neil	QB	'98	Maryland
72	O'Dwyer, Matt	G	'99-'00	Northwestern
96	Oglesby, Alfred	DT	'95	Houston
52	Ogletree, Craig	LB	'90	Auburn
29	Oliver, Louis	S	'94	Florida
26	Orlando, Bo	S	'96-'97	West Virginia

— P —

74	Park, Ernie	G	'69	McMurry
86	Parker, Carl	WR	'88-'89	Vanderbilt
24	Parker, Surr	CB	'00	Texas A&M
20	Parrish, Lemar	CB-KR	'70-'77	Lincoln
93	Parten, Ty	DE	'93-'95	Arizona
27	Paul, Tito	CB	'97	Ohio State
64	Payne, Rod	C	'97-'98*	Michigan

(All-Time Roster — cont'd)

NO.	NAME	POS.	YRS.	COLLEGE
20	Peacock, Elvis	RB	'81	Oklahoma
9	Pettrey, Doug	K	'93-99	Kentucky
64	Perreault, Pete	G	'68	Boston U.
32	Perry, Scott	CB	'76-79	Williams
77	Peters, Frank	T	'69	Ohio U.
50	Peterson, Ben	LB-LS	'99	Pittsburg State
53	Peterson, Bill	LB	'68-72	San Jose State
10	Philcox, Todd	QB	'90	Syracuse
30	Phillips, Jess	RB-DB	'68-72	Michigan State
59	Phillips, Ray	LB	'77-78	Nebraska
81,80	Pickens, Carl	WR	'92-99	Tennessee
42	Pickering, Clay	WR	'84-85	Maine
58,97	Pillman, Brian	LB	'84	Miami (Ohio)
81	Pleasant, Marquis	WR	'87	Southern Methodist
61	Poe, Bill	G	'87	Morehead State
76	Pollard, Trent	G-T	'94-96*	Eastern Washington
35	Poole, Nathan	RB	'79-80	Louisville
13	Pope, Daniel	P	'00	Alabama
32	Price, Mitchell	CB-PR	'90-93	Tulane
60	Pritchard, Ron	LB	'72-77	Arizona State
68	Purelory, Dave	DT	'78	Eastern Michigan
97	Purvis, Andre	DT-DE	'97-99	North Carolina

— Q —

89	Query, Jeff	WR	'92-95	Millikin
----	-------------	----	--------	----------

— R —

5	Rackers, Neil	K	'00	Illinois
81	Randall, Dennis	DE	'68	Oklahoma State
27	Randolph, Al	CB	'72	Iowa
20	Randolph, Thomas	CB	'98	Kansas State
61	Rayam, Tom	G	'92-93	Alabama
51	Razzano, Rick	LB	'80-84	Virginia Tech
52	Reasons, Gary	LB	'92	Northwestern St. (La.)
11	Reaves, John	QB	'75-78	Florida
79	Rehberg, Scott	G	'00	Central Michigan
74	Reid, Mike	DT	'70-74	Penn State
75	Reimers, Bruce	G-T	'84-91	Iowa State
67	Reinke, Jeff	DE	'87	Mankato State
88	Rembert, Reggie	WR	'91-93	West Virginia
70	Rice, Andy	DT	'68-69	Texas Southern
46	Rice, Dan	RB	'87	Michigan
68	Richey, Tom	G-T	'87	Kentucky
72	Ridgle, Elston	DE	'92	Nevada-Reno
87	Riggs, Jim	TE	'87-92	Clemson
66,99	Riley, Bob	T	'87	Indiana
13	Riley, Ken	CB	'69-83	Florida A&M

52,64	Rimington, Dave	C	'83-87	Nebraska
23	Robinson, Frank	CB	'92	Boise State
81	Robinson, Patrick	WR-KR	'93	Tennessee State
18	Robinson, Paul	RB	'68-72	Arizona
79	Rogers, Lamar	DE	'91-92	Auburn
20	Roman, Mark	CB	'00	Louisiana State
81	Roman, Nick	DE	'70-71	Ohio State
83,48	Romasko, Dave	TE	'87	Carroll College
94	Romer, Rich	LB	'88-89	Union (N.Y.)
57	Ross, Adrian	LB	'98-00	Colorado State
89,84	Ross, Dan	TE	'79-83, '85	Northeastern
77	Rourke, Jim	OL	'88	Boston College
95	Rucker, Keith	DT	'94-95	Ohio Wesleyan
82,70	Russell, Wade	TE	'87	Taylor
51	Ruud, Tom	LB	'78-79	Nebraska

— S —

70	Saddler, Rod	DE	'91	Texas A&M
87	Sadowski, Troy	TE	'94-96	Georgia
27	Saffold, Saint	WR	'68	San Jose State
72	St. Clair, Mike	DE	'80-82	Grambling
48	St. Louis, Brad	LS	'00	SW Missouri State
77	Sargent, Kevin	T-G	'92-98*	Eastern Washington
98	Savage, Tony	DE	'92	Washington State
23	Sawyer, Corey	CB-KR	'94-98	Florida State
22	Sawyer, Ken	S	'74	Syracuse
15	Schonert, Turk	OB	'80-85, '87-89	Stanford

NO.	NAME	POS.	YRS.	COLLEGE
10	Schroeder, Jay	QB	'93	UCLA
59	Schuh, Jeff	LB	'81-85	Minnesota
59	Schult, Scott	LB	'87	North Dakota State
37	Scott, Bill	CB	'68	Idaho
86	Scott, Darnay	WR	'94-00*	San Diego State
74	Scott, Tom	T	'93	East Carolina
76	Scrathford, Kirk	T	'90-92	Montana
55	Sellers, Lance	LB	'87	Boise State
35	Shade, Sam	S	'95-98	Alabama
90	Shaw, Eric	LB	'92-94	Louisiana Tech
68	Shaw, Scott	C	'98	Michigan State
39	Shaw, Sadrick	RB	'99	Iowa
30	Shelby, Willie	KR-RB	'76-77	Alabama
30	Shelling, Chris	S	'95-96	Auburn
23	Sherman, Rod	WR-K	'68	Southern California
64	Shiners, John	G	'73-77	Xavier (Ohio)
59	Shumon, Ron	LB	'78	Wichita State
56	Simmons, Brian	LB	'98-00	North Carolina
95	Simmons, Clyde	DE	'98	Western Carolina
26	Simmons, John	CB-KR	'81-86	Southern Methodist
22	Simmons, Marcello	CB	'93	Southern Methodist
56	Simpkins, Ron	LB	'80-86*	Michigan
84	Sims, Reggie	TE	'87	Northern Illinois
70	Skow, Jim	DE	'86-89	Nebraska
45	Smiley, Tom	RB	'68	Lamar
11	Smith, Akili	QB	'99-00	Oregon
70	Smith, Arlie	DE	'94-96	Louisiana Tech
91	Smith, Brad	LB	'93	Texas Christian
25	Smith, Daryl	CB	'87-88	North Alabama
60	Smith, Dave	T	'88	Southern Illinois
31	Smith, Fletcher	CB-S-P	'68-71	Tennessee State
62	Smith, Gary	G	'84	Virginia Tech
76	Smith, Jeff	DE	'87	Earlham College
62	Smith, Ken	G	'87	Miami (Ohio)
83	Smith, Kendall	WR-KR	'89-90	Utah State
24	Smith, Tommie	WR	'69	San Jose State
59	Spearman, Armegis	LB	'00	Mississippi
22	Spencer, Jimmy	CB	'96-97	Florida
51	Spikes, Takeo	LB	'98-00	Auburn
48	Spiller, Phil	S	'68	Los Angeles State
52	Sprotte, Jimmy	LB	'98-99	Arizona
83	Staley, Bill	DT	'68-69	Utah
79	Stallings, Ramondo	DE	'94-98*	San Diego State
70	Steele, Glen	DE-DT	'98-00	Michigan
84	Stegall, Milt	WR	'92-94	Miami (Ohio)
75	Stephens, Jamain	T	'90-00	North Carolina A&T
53	Stephens, Santo	LB	'94	Temple
15	Stofa, John	QB	'68-69	Buffalo
96,67	Stubbs, Daniel	DE	'91-93	Miami (Fla.)
23	Suggs, Shafer	S	'80	Ball State
19	Sunter, Ian	K	'80	none
41	Swanson, Terry	P	'69	Massachusetts

— T —

71	Tamm, Ralph	G	'91	West Chester
23	Tale, Rodney	RB-KR	'82-83	Texas
20	Taylor, Craig	RB-KR	'89-91	West Virginia
52	Terry, Tim	LB	'97	Temple
22	Thomas, Eric	CB	'87-92	Tulane
78	Thomas, Lee	DE	'73	Jackson State
24	Thomas, Sean	CB	'85	Texas Christian
17	Thomas, Speedy	WR	'69-72	Utah
49	Thomason, Jeff	TE	'92-93	Oregon
48	Thompson, Craig	TE	'92-93	North Carolina A&T
12	Thompson, Jack	QB	'79-82	Washington State
93	Thompson, Mike	NT	'98	Wisconsin
83	Thornton, Reggie	WR	'93	Bowling Green
77	Tigges, Mark	T	'87	Western Illinois
58,51	Tovar, Steve	LB	'93-97	Ohio State
51	Townsend, Brian	LB	'92	Michigan
59	Truitt, Greg	LS	'94-99*	Penn State
84	Trumpy, Bob	TE-WR	'68-77	Utah
96	Tuatagaloa, Nalu	DE	'89-91	California
53	Turnley, Tom	LB	'96-99*	Pittsburgh
43	Turner, Clem	RB	'69	Cincinnati
22	Turner, Deacon	RB	'78-80	San Diego State
35	Turner, Jimmy	CB	'83-86	UCLA
61	Tulen, Melvin	T-TE	'95-96	Syracuse

NO.	NAME	POS.	YRS.	COLLEGE
84	Tweet, Rodney	WR	'87	South Dakota
17,83	Twyner, Gunnard	WR-KR	'97	Western Illinois
— V —				
81	Verser, David	WR-KR	'81-84	Kansas
78	Vincent, Ted	DT	'78	Wichita State
34	Vinson, Fernandus	S	'91-94	North Carolina St.
11	Vitiello, Sandro	K	'80	Massachusetts
67	von Oelhoffen, Kim	DL	'94-99	Boise State
— W —				
63	Wagner, Ray	T	'82	Kent State
27	Walker, Bracey	S	'94-96	North Carolina
59	Walker, Kevin	LB	'88-92	Maryland
88	Walker, Rick	TE	'77-79	UCLA
91	Wallerstedt, Brett	LB	'94-96*	Arizona State
10	Walsh, John	QB	'95	Brigham Young
11	Walter, Dave	QB	'87	Michigan Tech
63	Walter, Joe	T	'85-97*	Texas Tech
75	Walters, Stan	T	'72-74	Syracuse
51	Ward, David	LB	'87	Southern Arkansas
88	Ware, Derek	TE	'95	Central State (Okla.)
16	Warren, Dewey	QB	'68	Tennessee
80	Warrick, Peter	WR, KR	'00	Florida State
41	Washington, Sam	CB	'85	Miss. Valley St.
22	Washington, Ted	RB	'68	San Diego State
40	Watson, Pete	RB	'72	Tufts
70	Weaver, Emanuel	NT	'82-83*	South Carolina
79	Wells, Dana	NT	'89	Arizona
15	Wells, Mike	QB	'77	Illinois
37	Wheeler, Leonard	CB	'92-96*	Troy State
86	White, Andre	TE	'68	Florida A&M
51	White, Leon	LB	'86-91	Brigham Young
63	White, Mike	DT	'79-80	Albany State (Ga.)
39	White, Sheldon	CB	'93	Miami (Ohio)
83	White, Sherman	DE	'72-75	California
75	Whitley, Wilson	DT	'77-82	Houston
70	Whitten, Bobby	T	'81	Kansas
41	Wilcots, Solomon	S-CB	'87-90	Colorado
4,12	Wilhelm, Erik	QB	'89-91, '93-97	Oregon State
99	Wilkinson, Dan	DT-DE	'94-97	Ohio State
94	Williams, Alfred	LB-DE	'91-94	Colorado
31	Williams, Darryl	S	'92-95, '00	Miami (Fla.)
43	Williams, Ed	RB	'74-75	Langston
84	Williams, Gary	WR	'84	Ohio State
33	Williams, Jim	DB	'69	Alcorn State
6	Williams, Monk	WR-KR	'68	Arkansas A.M.&N
30	Williams, Nick	LB	'99-00	Miami (Fla.)
57	Williams, Reggie	LB	'76-89	Dartmouth
87	Williams, Stepfret	WR	'98	Northeast Louisiana

NO.	NAME	POS.	YRS.	COLLEGE
33	Willis, Fred	RB	'71-72	Boston College
46	Wilson, Joe	RB-KR	'73	Holy Cross
67	Wilson, Mike	T-RB	'69-70	Dayton
77	Wilson, Mike	T	'78-85	Georgia
55,57	Wilson, Reinard	LB, DE	'97-00	Florida State
32	Wilson, Stanley	LB	'83-84, '86, '88	Oklahoma
83	Winans, Tydus	WR	'96	Fresno State
60	Withycombe, Mike	T	'91-92	Fresno State
30,31	Woods, Ickey	RB	'88-91	Nevada-Las Vegas
49	Wright, Dana	RB	'87	Findlay
75	Wright, Ernie	T	'68-71	Ohio State
42	Wright, Lawrence	S	'97, '99	Florida
14	Wyche, Sam	QB	'68-70	Furman

— Y —

84	Yeast, Craig	WR-KR	'99-00	Kentucky
----	--------------	-------	--------	----------

— Z —

91	Zander, Carl	LB	'85-91	Tennessee
45	Zelfars, Ray	FB	'98	Notre Dame

*— Players whose all-time roster listing includes an asterisk were with the team for one or more seasons in which they were not in uniform for a game:

Chris Barber	1988	Don Hollas	1993
Michael Basnight	2000	Robert Jackson	1981
Brandon Bennett	1999	Dick Jauron	1981
Royce Berry	1975	Kevin Jordan	1995
Ken Blackman	1999	Howie Kurnick	1980
Rich Braham	1995	Ric Mathias	1999
Ki-Jana Carter	1995	Deland McCullough	1995
Virgil Carter	1973	Tim McGee	1995
Alonzo Clayton	1998	Kelvin Moore	1999
Greg Cook	1970-72, 1974	Ken Moyer	1992
Charlie Davis	1975	Rod Payne	1997
Joel Davis	1997	Trent Pollard	1996
Chris Devlin	1977	Kevin Sargent	1996
Mike Dingle	1992	Darnay Scott	2000
Mike Doughty	1999	Ron Simpkins	1981
Doug Dressler	1973	Ramondo Stallings	1998
Sandy Durko	1972	Greg Truitt	1999
Charles Fisher	2000	Tom Tumulty	1999
Shane Garrett	1992	Brett Wallerstedt	1996
Archie Griffin	1983	Joe Walter	1994
Mike Hammerstein	1988	Emanuel Weaver	1983
Bryan Hicks	1984	Leonard Wheeler	1994
John Hollifield	1988		

THE NAME GAME

The most common last name among players listed on the Bengals all-time roster is Johnson. Twelve players named Johnson are on the roster. Smith is a close second with 11. Williams ranks third with nine, followed by Jones with seven and Davis with six. Brown, Carter, Clark, Griffin, White and Wilson each appear five times.

The Johnson lead could grow this season as the Bengals selected three players named **Johnson (Chad, Riall and Rudi)** in the 2001 NFL draft and acquired veteran WR **Malcolm Johnson** during this past off-season. The Bengals also drafted a Smith — No. 1 pick **Justin Smith** — and added two players named Williams during the off-season — DT **Tony Williams** and FB **Kenneth Williams**.

The Bengals all-time roster has more last names start with the letter B than any other letter — a total of 76. The letter S is second with 62 names. Only two letters of the alphabet, U and X, have no players on the all-time roster.

BENGALS COACHING HISTORY

REGULAR SEASON

SEASON	HEAD COACH	RECORD			PCT.
		W	L	T	
1968	Paul Brown	3	11	0	.214
1969	Paul Brown	4	9	1	.308
1970-x	Paul Brown	8	6	0	.571
1971	Paul Brown	4	10	0	.286
1972	Paul Brown	8	6	0	.571
1973-x	Paul Brown	10	4	0	.714
1974	Paul Brown	7	7	0	.500
1975-y	Paul Brown	11	3	0	.786
1976	Bill Johnson	10	4	0	.714
1977	Bill Johnson	8	6	0	.571
1978	Bill Johnson	0	5	0	.000
	Homer Rice	4	7	0	.364
1979	Homer Rice	4	12	0	.250
1980	Forrest Gregg	6	10	0	.375
1981-x, z	Forrest Gregg	12	4	0	.750
1982*	Forrest Gregg	7	2	0	.778
1983	Forrest Gregg	7	9	0	.438
1984	Sam Wyche	8	8	0	.500
1985	Sam Wyche	7	9	0	.438
1986	Sam Wyche	10	6	0	.625
1987	Sam Wyche	4	11	0	.267
1988-x, z	Sam Wyche	12	4	0	.750
1989	Sam Wyche	8	8	0	.500
1990-x	Sam Wyche	9	7	0	.563
1991	Sam Wyche	3	13	0	.188
1992	Dave Shula	5	11	0	.313
1993	Dave Shula	3	13	0	.188
1994	Dave Shula	3	13	0	.188
1995	Dave Shula	7	9	0	.438
1996	Dave Shula	1	6	0	.143
	Bruce Coslet	7	2	0	.778
1997	Bruce Coslet	7	9	0	.438
1998	Bruce Coslet	3	13	0	.188
1999	Bruce Coslet	4	12	0	.250
2000	Bruce Coslet	0	3	0	.000
	Dick LeBeau	4	9	0	.308
TOTALS		218	281	1	.437

x-AFC Central Division Champion

y-Wild Card Playoff Qualifier

z-AFC Champions

*-AFC Super Bowl Tournament Qualifier

PLAYOFFS

SEASON	COACH	W	L	PCT.
1970	Paul Brown	0	1	.000
1973	Paul Brown	0	1	.000
1975	Paul Brown	0	1	.000
1981	Forrest Gregg	2	1	.667
1982	Forrest Gregg	0	1	.000
1988	Sam Wyche	2	1	.667
1990	Sam Wyche	1	1	.500
TOTALS		5	7	.417



Bengals coach Paul Brown is carried off the field on Dec. 20, 1970, following a 45-7 win over the Boston Patriots at Riverfront Stadium. The win clinched a playoff berth for the three-year-old Cincinnati franchise. At the time, no other team had reached the playoffs so early in its history.

HEAD COACHES BY ERA

Dick LeBeau became the eighth head coach of the Bengals on Sept. 25, 2000. Bengals coaches' records, including playoff games:

YEARS	COACH	RECORD	PCT.
1968-75	Paul Brown	55-59-1	.482
1976-78	Bill Johnson	18-15-0	.545
1978-79	Homer Rice	8-19-0	.296
1980-83	Forrest Gregg	34-27-0	.557
1984-91	Sam Wyche	64-68-0	.485
1992-96	Dave Shula	19-52-0	.268
1996-2000	Bruce Coslet	21-39-0	.350
2000-	Dick LeBeau	4-9-0	.308

BENGALS COACHING STAFFS

1968

Head Coach — Paul Brown

Tom Bass	DB
Jack Donaldson	DL
Rick Forzano	OB
Bill Johnson	OL
Frank Smouse	LB
Bill Walsh	TE

1969

Head Coach — Paul Brown

Tom Bass	Def. Coord./DB
Vince Costello	LB
Jack Donaldson	OB
Bill Johnson	OL
Chuck Studley	DL
Bill Walsh	Recv.

1970

Head Coach — Paul Brown

Vince Costello	LB
Jack Donaldson	OB
Bill Johnson	OL
Chuck Studley	DL
Bill Walsh	OB/Recv.
Chuck Weber	Def. Coord.

1971

Head Coach — Paul Brown

Vince Costello	LB
Jack Donaldson	OB
Bill Johnson	OL
Chuck Studley	DL
Bill Walsh	OB/Recv.
Chuck Weber	Def. Coord.

1972

Head Coach — Paul Brown

Vince Costello	LB
Jack Donaldson	OB
Bill Johnson	OL
Chuck Studley	DL
Bill Walsh	OB/Recv.
Chuck Weber	Def. Coord.

1973

Head Coach — Paul Brown

Vince Costello	LB
Jack Donaldson	OB
Bill Johnson	OL
Chuck Studley	DL
Bill Walsh	OB/Recv.
Chuck Weber	Def. Coord.

1974

Head Coach — Paul Brown

Howard Brinker	LB
Jack Donaldson	OB
Bill Johnson	OL
Chuck Studley	DL
Bill Walsh	OB/Recv.
Chuck Weber	Def. Coord.

1975

Head Coach — Paul Brown

Howard Brinker	LB
Jack Donaldson	OB
Bill Johnson	OL
Chuck Studley	DL
Bill Walsh	OB/Recv.
Chuck Weber	DB
Kim Wood	Strength

1976

Head Coach — Bill Johnson

Howard Brinker	Def. Coord.
Jack Donaldson	OB
Boyd Dowler	OB/Recv.
Mike McCormack	OL
Chuck Studley	DL
Charley Winner	DB
Kim Wood	Strength

1977

Head Coach — Bill Johnson

Howard Brinker	Def. Coord./LB
Jack Donaldson	OB
Boyd Dowler	OB/Recv.
Mike McCormack	DL
Chuck Studley	DL
Charley Winner	DB
Kim Wood	Strength

1978

Head Coaches — Bill Johnson* and Homer Rice

Howard Brinker	Def. Coord./LB
Boyd Dowler	Recv.
Mike McCormack	OL
Homer Rice**	OB
George Selcik	RB
Chuck Studley	DL
Charley Winner	DB
Kim Wood	Strength

*Resigned after 5 games; **First 5 games only

1979

Head Coach — Homer Rice

Howard Brinker	Def. Coord./LB
Boyd Dowler	Recv.
Frank Ganzs	ST
Mike McCormack	OL
Dick Modzelewski	DL
George Selcik	OB
Charley Winner	DB
Kim Wood	Strength

1980

Head Coach — Forrest Gregg

Hank Bullough	Def. Coord./LB
Frank Ganzs	ST/TE
Lindy Infante	OB/Recv.
Dick LeBeau	DB
Jim McNally	OL
Dick Modzelewski	DL
George Selcik	OB
Kim Wood	Strength

1981

Head Coach — Forrest Gregg

Hank Bullough	Def. Coord./LB
Bruce Coslet	ST/TE
Lindy Infante	OB/WR
Dick LeBeau	DB
Jim McNally	OL
Dick Modzelewski	DL
George Selcik	OB
Kim Wood	Strength

1982

Head Coach — Forrest Gregg

Hank Bullough	Def. Coord./LB
Bruce Coslet	ST/TE
Lindy Infante	Off. Coord.
Dick LeBeau	DB
Jim McNally	OL
Dick Modzelewski	DL
George Selcik	OB
Kim Wood	Strength

1983

Head Coach — Forrest Gregg

Hank Bullough	Def. Coord./LB
Bruce Coslet	ST/TE
Dick LeBeau	DB
Jim McNally	OL
Dick Modzelewski	DL
George Selcik	OB
Kim Wood	Strength

1984

Head Coach — Sam Wyche

Jim Anderson	RB
Bruce Coslet	WR
Joe Faragalli	TE
Dick LeBeau	Def. Coord./DB
Jim McNally	OL
Dick Selcer	LB
Bill Urbanik	DL
Trent Walters	DB
Kim Wood	Strength

1985

Head Coach — Sam Wyche

Jim Anderson	RB
Bruce Coslet	WR
Bill Johnson	TE
Dick LeBeau	Def. Coord./DB
Jim McNally	OL
Dick Selcer	LB
Bill Urbanik	DL
Kim Wood	Strength

1986

Head Coach — Sam Wyche

Jim Anderson	RB
Bruce Coslet	Off. Coord./WR
Bill Johnson	TE
Dick LeBeau	Def. Coord./DB
Jim McNally	OL
Dick Selcer	LB
Bill Urbanik	DL
Kim Wood	Strength

1987

Head Coach — Sam Wyche

Jim Anderson	RB
Bruce Coslet	Off. Coord./WR
Bill Johnson	TE
Dick LeBeau	Def. Coord./DB
Jim McNally	OL
Dick Selcer	LB
Mike Stock	ST
Bill Urbanik	DL
Kim Wood	Strength

1988**Head Coach — Sam Wyche**

Jim Anderson	RB
Bruce Coslet	Off. Coord./WR
Bill Johnson	TE
Dick LeBeau	Def. Coord./DB
Jim McNally	OL
Dick Selcer	LB
Mike Stock	ST
Bill Urbanik	DL
Kim Wood	Strength

1989**Head Coach — Sam Wyche**

Jim Anderson	RB
Bruce Coslet	Off. Coord./WR
Bill Johnson	TE
Dick LeBeau	Def. Coord./DB
Jim McNally	OL
Dick Selcer	LB
Mike Stock	ST
Chuck Studley	DL
Kim Wood	Strength

1990**Head Coach — Sam Wyche**

Jim Anderson	RB
Dana Bible	QB
Mary Braden	ST
Bill Johnson	TE
Dick LeBeau	Def. Coord./DB
Jim McNally	OL
Dick Selcer	LB
Mike Stock	WR
Chuck Studley	DL
Kim Wood	Strength

1991**Head Coach — Sam Wyche**

Jim Anderson	RB
Dana Bible	QB
Mary Braden	ST
Dick LeBeau	Def. Coord./DB
Jim McNally	OL
Dick Selcer	LB
Dave Shula	WR
Mike Stock	TE
Chuck Studley	DL
Kim Wood	Strength

1992**Head Coach — Dave Shula**

Jim Anderson	RB
Dana Bible	QB
Mary Braden	ST
Mike Haluchak	LB
Bob Karmelowicz	DL
Ron Lynn	Def. Coord.
Jim McNally	OL
Ron Meeks	DB
Mike Pope	TE
Richard Williamson	WR
Kim Wood	Strength

1993**Head Coach — Dave Shula**

Jim Anderson	RB
Ken Anderson	QB
Mary Braden	ST
Mike Haluchak	LB
Bob Karmelowicz	DL
Ron Lynn	Def. Coord.
Jim McNally	OL

(continued)

Ron Meeks	DB
Mike Pope	Off. Coord./TE
Richard Williamson	WR
Kim Wood	Strength

1994**Head Coach — Dave Shula**

Paul Alexander	TE
Jim Anderson	RB
Ken Anderson	QB
Marv Braden	ST
Bruce Coslet	Off. Coord.
Bobby DePaul	Def. Staff Assistant
Jim McNally	OL
Ron Meeks	DB
Joe Pascale	LB
Larry Peccatiello	Def. Coord.
Joe Wessel	DL
Richard Williamson	WR
Kim Wood	Strength

1995**Head Coach — Dave Shula**

Paul Alexander	OL
Jim Anderson	RB
Ken Anderson	QB
Bruce Coslet	Off. Coord.
Bobby DePaul	DL
John Garrett	Off. Asst./WR
Tim Krumrie	Def. Asst.
Ron Meeks	DB
Gary Moeller	TE
Joe Pascale	LB
Larry Peccatiello	Def. Coord.
Joe Wessel	ST
Kim Wood	Strength & Conditioning

1996**Head Coaches — Dave Shula* and Bruce Coslet**

Paul Alexander	OL
Jim Anderson	RB
Ken Anderson**	Off. Coord./QB
Bruce Coslet**	Off. Coord.
Bobby DePaul	Staff Assistant
John Garrett	WR
Tim Krumrie	DL
Ron Meeks	DB
Gary Moeller	TE
Joe Pascale	LB
Larry Peccatiello	Def. Coord.
Joe Wessel	ST
Kim Wood	Strength & Conditioning

*First 7 games only; **Promoted to head coach after 7 games; *** Off. Coord. last 9 games only

1997**Head Coach — Bruce Coslet**

Paul Alexander	OL
Jim Anderson	RB
Ken Anderson	Off. Coord.
Louie Cioffi	Def. Staff Assistant
Mark Duffner	LB
John Garrett	Off. Staff Assistant
Ray Horton	DB
Tim Krumrie	DL
Dick LeBeau	Asst. Head Coach/Def. Coord.

Al Roberts	ST
Kim Wood	Strength & Conditioning
Bob Wylie	TE

1998**Head Coach — Bruce Coslet**

Paul Alexander	OL
Jim Anderson	RB
Ken Anderson	Off. Coord.
Louie Cioffi	Def. Staff Assistant
Mark Duffner	LB
John Garrett	Off. Staff Assistant
Ray Horton	DB
Tim Krumrie	DL
Dick LeBeau	Asst. Head Coach/Def. Coord.
Al Roberts	ST
Kim Wood	Strength & Conditioning
Bob Wylie	TE

1999**Head Coach — Bruce Coslet**

Paul Alexander	OL
Jim Anderson	RB
Ken Anderson	Off. Coord.
Louie Cioffi	Def. Staff Assistant
Mark Duffner	LB
Ray Horton	DB
Tim Krumrie	DL
Dick LeBeau	Asst. Head Coach/Def. Coord.
Steve Mooshagian	WR
Al Roberts	ST
Frank Verducci	TE
Kim Wood	Strength & Conditioning

2000**Head Coaches — Bruce Coslet* and Dick LeBeau**

Paul Alexander	OL
Jim Anderson	RB
Ken Anderson	Off. Coord.
Louie Cioffi	Def. Staff Assistant
Mark Duffner	LB
Ray Horton	DB
Tim Krumrie	DL
Dick LeBeau	Asst. Head Coach/Def. Coord.
Steve Mooshagian	WR
Al Roberts	ST
Frank Verducci	TE
Kim Wood	Strength & Conditioning

2001**Head Coach — Dick LeBeau**

Paul Alexander	OL
Jim Anderson	RB
Ken Anderson	QB
Bob Bratkowski	Off. Coord.
Kevin Coyle	CB
Louie Cioffi	Def. Assistant
Mark Duffner	Def. Coord./LB
John Garrett	Off. Assistant
Rodney Holman	Strength & Conditioning Assistant
Ray Horton	S
Tim Krumrie	DL
Steve Mooshagian	WR
Al Roberts	ST
Frank Verducci	TE
Kim Wood	Strength & Conditioning

BENGALS ALL-TIME ASSISTANT COACHES

NAME	COLLEGE	SEASONS	YEARS
Alexander, Paul	Cortland St.	1994-2001	8
Anderson, Jim	Cal-Western	1984-2001	18
Anderson, Ken	Augustana (Ill.)	1993-2001	9
Bass, Tom	San Jose State	1968-69	2
Bible, Dana	Cincinnati	1990-91	2
Braden, Marv	SW Missouri State	1990-94	5
Bratkowski, Bob	Washington State	2001	1
Brinker, Howard	Miami (Ohio)	1974-79	6
Bullough, Hank	Michigan State	1980-83	4
Cioffi, Louie	C.W. Post	1997-2001	5
Costlet, Bruce*	Pacific	1981-89, 94-96	12
Costello, Vince	Ohio U.	1969-73	5
Coyle, Kevin	Massachusetts	2001	1
DePaul, Bobby	Maryland	1994-96	3
Donaldson, Jack	Ohio State	1969-77	9
Dowler, Boyd	Colorado	1976-79	4
Duffner, Mark	William & Mary	1997-2001	5
Faragalli, Joe	Villanova	1984	1
Forzano, Rick	Kent State	1969	1
Gansz, Frank	Navy	1979-80	2
Garrett, John	Princeton	1995-98, 2001	5
Haluchak, Mike	Southern California	1992-93	2
Holman, Rodney	Tulane	2001	1
Horton, Ray	Washington	1997-2001	5
Infante, Lindy	Florida	1980-82	3
Johnson, Bill*	Texas A&M	1968-75, 85-90	14
Karmelowicz, Bob	Bridgeport	1992-93	2
Krumrie, Tim	Wisconsin	1995-2001	7
LeBeau, Dick*	Ohio State	1980-91, 97-2000	16
Lynn, Ron	Mt. Union	1992-93	2
McCormack, Mike	Kansas	1976-79	4
McNally, Jim	Buffalo	1980-94	15
Meeks, Ron	Arkansas State	1992-96	5
Modzelewski, Dick	Maryland	1979-83	5
Moeller, Gary	Ohio State	1995-96	2
Mooshagian, Steve	Fresno State	1999-2001	3
Pascale, Joe	Connecticut	1994-96	3
Peccatiello, Larry	William & Mary	1994-96	3
Pope, Mike	Lenoir Rhyne	1992-93	2
Rice, Homer*	Centre	1978	1
Roberts, Al	Washington	1997-2001	5
Selcik, George	Notre Dame	1978-83	6
Selcer, Dick	Notre Dame	1984-91	8
Shula, Dave*	Dartmouth	1991	1
Smouse, Frank	Youngstown State	1968	1
Stock, Mike	Northwestern	1987-91	5
Studley, Chuck	Illinois	1969-78, 89-91	13
Urbanik, Bill	Ohio State	1984-88	5
Verducci, Frank	Seton Hall	1999-2001	3
Walsh, Bill	San Jose State	1970-75	6
Walters, Trent	Indiana	1984	1
Weber, Chuck	West Chester State	1970-75	6
Wessel, Joe	Florida State	1994-96	3
Williamson, Richard	Alabama	1992-94	3
Winner, Charley	Southeast Missouri	1976-79	4
Wood, Kim	Wisconsin	1975-2001	27
Wylie, Bob	Colorado	1997-98	2

(For positions coached, please see pages 189-190)

*Has also served as Bengals head coach

BENGALS LEADERS BY YEARS

RUSHING

YEAR	NAME	ATT	YDS	AVG	LG	TD
1968	Paul Robinson	238	1023	4.3	87	8
1969	Jess Phillips	118	578	4.9	83	3
1970	Jess Phillips	163	648	4.0	76	4
1971	Fred Willis	135	590	4.4	36	7
1972	Essex Johnson	212	825	3.9	19	4
1973	Essex Johnson	195	997	5.1	46	4
1974	Charlie Davis	72	375	5.2	29	0
1975	Boobie Clark	167	594	3.6	17	4
1976	Boobie Clark	151	671	4.4	24	7
1977	Pete Johnson	153	585	3.8	65	4
1978	Pete Johnson	180	762	4.2	50	7
1979	Pete Johnson	243	865	3.6	35	14
1980	Pete Johnson	186	747	4.0	57	6
1981	Pete Johnson	274	1077	3.9	39	12
1982	Pete Johnson	156	622	4.0	21	7
1983	Pete Johnson	210	763	3.6	16	14
1984	Larry Kinnebrew	154	623	4.0	23	9
1985	James Brooks	192	929	4.8	39	7
1986	James Brooks	205	1087	5.3	56	5
1987	Larry Kinnebrew	145	570	3.9	52	8
1988	Ickey Woods	203	1066	5.3	56	15
1989	James Brooks	221	1239	5.6	65	7
1990	James Brooks	195	1004	5.1	56	5
1991	Harold Green	158	731	4.6	75	2
1992	Harold Green	265	1170	4.4	53	2
1993	Harold Green	215	589	2.7	25	0
1994	Derriek Fenner	141	468	3.3	21	1
1995	Harold Green	171	661	3.9	23	2
1996	Garrison Haarst	225	847	3.8	24	0
1997	Corey Dillon	233	1129	4.8	71	10
1998	Corey Dillon	262	1130	4.3	66	4
1999	Corey Dillon	263	1200	4.6	50	5
2000	Corey Dillon	315	1435	4.6	80	7

RECEPTIONS

YEAR	NAME	NO	YDS	AVG	LG	TD
1968	Bob Trumpy	37	639	17.3	80	3
1969	Eric Crabtree	40	855	21.4	73	7
1970	Chip Myers	32	542	16.9	56	1
1971	Bob Trumpy	40	531	13.3	44	3
1972	Chip Myers	57	792	13.9	42	3
1973	Isaac Curtis	45	843	18.7	77	9
	Boobie Clark	45	347	7.7	39	0
1974	Chip Myers	32	383	12.0	22	1
1975	Isaac Curtis	44	934	21.2	55	7
1976	Isaac Curtis	41	766	18.7	85	6
1977	Billy Brooks	39	772	19.8	94	4
1978	Isaac Curtis	47	737	15.7	57	3
1979	Don Bass	58	724	12.5	50	3
1980	Dan Ross	56	724	12.9	37	4
1981	Dan Ross	71	910	12.8	37	5
1982	Cris Collinsworth	49	700	14.3	50	1
1983	Cris Collinsworth	66	1130	17.1	63	5
1984	Cris Collinsworth	64	989	15.5	57	6
1985	Cris Collinsworth	65	1125	17.3	71	5
1986	Cris Collinsworth	62	1024	16.5	46	10
1987	Eddie Brown	44	608	13.8	47	3
1988	Eddie Brown	53	1273	24.0	86	9
1989	Tim McGee	65	1211	18.6	74	8
1990	Eddie Brown	44	706	16.0	50	9
1991	Eddie Brown	59	827	14.0	53	2
1992	Harold Green	41	214	5.2	19	0
1993	Jeff Query	56	654	11.7	51	4
1994	Carl Pickens	71	1127	15.9	70	11
1995	Carl Pickens	99	1234	12.5	68	17
1996	Carl Pickens	100	1180	11.8	61	12
1997	Darnay Scott	54	797	14.8	77	5
1998	Carl Pickens	82	1023	12.5	67	5
1999	Darnay Scott	68	1022	15.0	76	7
2000	Peter Warrick	51	592	11.6	46	4

RECEPTION YARDAGE

YEAR	NAME	YDS	REC	AVG	LG	TD
1968	Bob Trumpy	639	37	17.3	80	3
1969	Eric Crabtree	855	40	21.4	73	7
1970	Chip Myers	542	32	16.9	56	1
1971	Bob Trumpy	531	40	13.3	44	3
1972	Chip Myers	792	57	13.9	42	3
1973	Isaac Curtis	843	45	18.7	77	9
1974	Isaac Curtis	633	30	21.1	77	10
1975	Isaac Curtis	934	44	21.2	55	7
1976	Isaac Curtis	766	41	18.7	85	6
1977	Billy Brooks	772	39	19.8	94	4
1978	Isaac Curtis	737	47	15.7	57	3
1979	Don Bass	724	58	12.5	50	3
1980	Dan Ross	724	56	12.9	37	4
1981	Cris Collinsworth	1009	67	15.1	74	8
1982	Cris Collinsworth	700	49	14.3	50	1
1983	Cris Collinsworth	1130	66	17.1	63	5
1984	Cris Collinsworth	989	64	15.5	57	6
1985	Cris Collinsworth	1125	65	17.3	71	5
1986	Cris Collinsworth	1024	62	16.5	46	10
1987	Eddie Brown	608	44	13.8	47	3
1988	Eddie Brown	1273	53	24.0	86	9
1989	Tim McGee	1211	65	18.6	74	8
1990	Tim McGee	737	43	17.1	52	1
1991	Eddie Brown	827	59	14.0	53	2
1992	Tim McGee	408	35	11.7	36	3
1993	Jeff Query	654	56	11.7	51	4
1994	Carl Pickens	1127	71	15.9	70	11
1995	Carl Pickens	1234	99	12.5	68	17
1996	Carl Pickens	1180	100	11.8	61	12
1997	Darnay Scott	797	54	14.8	77	5
1998	Carl Pickens	1023	82	12.5	67	5
1999	Darnay Scott	1022	68	15.0	76	7
2000	Peter Warrick	592	51	11.6	46	4

SCORING

YEAR	NAME	POS	PTS	HOW SCORED
1968	Dale Livingston	PK	59	13 FG; 20 PAT
1969	Horst Muhlmann	PK	80	16 FG; 32 PAT
1970	Horst Muhlmann	PK	108	25 FG; 33 PAT
1971	Horst Muhlmann	PK	91	20 FG; 31 PAT
1972	Horst Muhlmann	PK	111	27 FG; 30 PAT
1973	Horst Muhlmann	PK	94	21 FG; 31 PAT
1974	Horst Muhlmann	PK	65	11 FG; 32 PAT
1975	Dave Green	PK	70	10 FG; 40 PAT
1976	Chris Bahr	PK	81	14 FG; 39 PAT
1977	Chris Bahr	PK	82	19 FG; 25 PAT
1978	Chris Bahr	PK	74	16 FG; 26 PAT
1979	Pete Johnson	RB	90	14 TD-R; 1 TD-P
1980	Ian Sunter	PK	48	11 FG; 15 PAT
1981	Jim Breech	PK	115	22 FG; 49 PAT
1982	Jim Breech	PK	67	14 FG; 25 PAT
1983	Jim Breech	PK	87	16 FG; 39 PAT
1984	Jim Breech	PK	103	22 FG; 37 PAT
1985	Jim Breech	PK	120	24 FG; 48 PAT
1986	Jim Breech	PK	101	17 FG; 50 PAT
1987	Jim Breech	PK	97	24 FG; 25 PAT
1988	Ickey Woods	RB	90	15 TD-R
1989	Jim Breech	PK	73	12 FG; 37 PAT
1990	Jim Breech	PK	92	17 FG; 41 PAT
1991	Jim Breech	PK	96	23 FG; 27 PAT
1992	Jim Breech	PK	88	19 FG; 31 PAT
1993	Doug Pelfrey	PK	85	24 FG; 13 PAT
1994	Doug Pelfrey	PK	108	28 FG; 24 PAT
1995	Doug Pelfrey	PK	121	29 FG; 34 PAT
1996	Doug Pelfrey	PK	110	23 FG; 41 PAT
1997	Doug Pelfrey	PK	77	12 FG; 41 PAT
1998	Doug Pelfrey	PK	78	19 FG; 21 PAT
1999	Doug Pelfrey	PK	81	18 FG; 27 PAT
2000	Neil Rackers	PK	57	12 FG; 21 PAT

PASSING

YEAR	NAME	ATT	CMP	YDS	PCT	TD	INT	RAT
1968	John Stofa	177	85	896	48.0	5	5	60.8
1969	Greg Cook	197	106	1854	53.8	15	11	88.3
1970	Virgil Carler	278	143	1647	51.4	9	9	66.9
1971	Virgil Carler	222	138	1624	62.2	10	7	86.2
1972	Ken Anderson	301	171	1918	56.8	7	7	74.0
1973	Ken Anderson	329	179	2428	54.4	18	12	81.2
1974	Ken Anderson	328	213	2667	64.9	18	10	95.7
1975	Ken Anderson	377	228	3169	60.5	21	11	93.9
1976	Ken Anderson	338	179	2367	53.0	19	14	76.9
1977	Ken Anderson	323	166	2145	51.4	11	11	69.7
1978	Ken Anderson	319	173	2219	54.2	10	22	58.0
1979	Ken Anderson	339	189	2340	55.8	16	10	80.7
1980	Ken Anderson	275	166	1778	60.4	6	13	66.9
1981	Ken Anderson	479	300	3754	62.6	29	10	98.4
1982	Ken Anderson	309	218	2495	70.6	12	9	95.3
1983	Ken Anderson	297	198	2333	66.7	12	13	85.6
1984	Ken Anderson	275	175	2107	63.6	10	12	81.0
1985	Boomer Esiason	431	251	3443	58.2	27	12	93.2
1986	Boomer Esiason	469	273	3959	58.2	24	17	87.7
1987	Boomer Esiason	440	240	3321	54.5	16	19	73.1
1988	Boomer Esiason	388	223	3572	57.5	28	14	97.4
1989	Boomer Esiason	455	258	3525	56.7	28	11	92.1
1990	Boomer Esiason	402	224	3031	55.7	24	22	77.0
1991	Boomer Esiason	413	233	2883	56.4	13	16	72.5
1992	Boomer Esiason	278	144	1407	51.8	11	15	57.0
1993	David Klingler	343	190	1935	55.4	6	9	66.6
1994	Jeff Blake	306	156	2154	51.0	14	9	76.9
1995	Jeff Blake	567	326	3822	57.5	28	17	82.1
1996	Jeff Blake	549	308	3624	56.1	24	14	80.3
1997	Jeff Blake	317	184	2125	58.0	8	7	77.6
	Boomer Esiason	186	118	1478	63.4	13	2	106.9
1998	Neil O'Donnell	343	212	2216	61.8	15	4	90.2
1999	Jeff Blake	389	215	2670	55.3	16	12	77.6
2000	Akili Smith	267	118	1253	44.2	3	6	52.8

KICKOFF RETURNS

(Yardage leaders)

YEAR	NAME	NO	YDS	AVG	LG	TD
1968	Warren McVea	14	310	22.1	30	0
1969	Essex Johnson	16	362	22.6	51	0
1970	Lemar Parrish	16	482	30.1	95	1
1971	Paul Robinson	18	335	18.6	37	0
1972	Bernard Jackson	21	509	24.2	62	0
1973	Bernard Jackson	21	520	24.8	41	0
1974	Bernard Jackson	29	682	23.5	45	0
1975	Bernard Jackson	25	587	23.5	39	0
1976	Willie Shelby	30	761	25.4	97	1
1977	Willie Shelby	19	403	21.2	38	0
1978	Ray Griffin	37	787	21.3	39	0
1979	Deacon Turner	55	1149	20.9	36	0
1980	Cleotha Montgomery	44	843	19.2	40	0
1981	David Verser	29	691	23.8	78	0
1982	David Verser	16	320	20.0	33	0
1983	John Simmons	14	317	22.6	36	0
1984	Stanford Jennings	22	452	20.5	46	0
1985	Mike Martin	48	1104	23.0	45	0
1986	Tim McGee	43	1007	23.4	94	0
1987	Barney Bussey	21	406	19.3	34	0
1988	Stanford Jennings	32	684	21.4	98	1
1989	Stanford Jennings	26	525	20.2	33	0
1990	Stanford Jennings	29	584	20.1	33	0
1991	Eric Ball	13	262	20.2	24	0
1992	Milt Stegall	25	430	17.2	39	0
1993	Patrick Robinson	30	567	18.9	42	0
1994	Eric Ball	42	915	21.8	43	0
1995	David Dunn	50	1092	21.8	45	0
1996	David Dunn	35	782	22.3	90	1
1997	Eric Blienieny	34	789	23.2	102	1
1998	Tremain Mack	45	1165	25.9	97	1
1999	Tremain Mack	51	1382	27.1	99	1
2000	Tremain Mack	50	1036	20.7	50	0

PUNT RETURNS

(Yardage leaders)

YEAR	NAME	NO	YDS	AVG	LG	TD
1968	Essex Johnson	22	111	5.0	45	0
1969	Essex Johnson	17	85	5.0	17	0
1970	Lemar Parrish	23	194	8.4	79	1
1971	Lemar Parrish	12	93	7.8	47	0
1972	Tommy Casanova	30	289	9.6	66	1
1973	Lemar Parrish	25	200	8.0	47	0
1974	Lemar Parrish	18	338	18.8	90	2
1975	Lyle Blackwood	23	123	5.3	31	0
1976	Willie Shelby	21	162	7.7	30	0
1977	Tony Davis	19	220	11.6	70	0
1978	Tony Davis	22	130	5.9	12	0
1979	Vaughn Lusby	32	260	8.1	40	0
1980	Cleotha Montgomery	31	223	7.2	42	0
1981	Mike Fuller	23	177	7.7	34	0
1982	Mike Fuller	17	95	5.6	13	0
1983	Mike Martin	23	227	9.9	19	0
1984	Mike Martin	24	376	15.7	55	0
1985	Mike Martin	32	268	8.4	26	0
1986	Ray Horton	11	111	10.1	25	0
1987	Mike Martin	28	277	9.9	21	0
1988	Ira Hillary	17	166	9.8	20	0
1989	Mike Martin	15	107	7.1	17	0
1990	Mitchell Price	29	251	8.7	66	1
1991	Mitchell Price	14	203	14.5	78	1
1992	Carl Pickens	18	229	12.7	95	1
1993	Patrick Robinson	43	305	7.1	36	0
1994	Corey Sawyer	26	307	11.8	82	1
1995	Corey Sawyer	9	58	6.4	21	0
1996	Corey Sawyer	15	117	7.8	62	0
1997	Greg Myers	26	201	7.7	18	0
1998	Damon Gibson	27	218	8.1	65	1
1999	Craig Yeast	10	209	20.9	86	2
2000	Craig Yeast	34	225	6.6	27	0

PUNTING

YEAR	NAME	NO	YDS	AVG	LG	BK
1968	Dale Livingston	70	3036	43.4	66	0
1969	Dale Livingston	70	2769	39.6	55	1
1970	Dave Lewis	79	3651	46.2	63	0
1971	Dave Lewis	72	3229	44.8	56	0
1972	Dave Lewis	66	2777	42.1	60	0
1973	Dave Lewis	68	2790	41.0	60	0
1974	Dave Green	66	2701	40.9	53	0
1975	Dave Green	68	2655	39.0	57	1
1976	Pat McNally	76	2999	39.5	61	0
1977	Pat McNally	67	2802	41.8	67	1
1978	Pat McNally	91	3919	43.1	65	0
1979	Pat McNally	89	3678	41.3	61	2
1980	Pat McNally	83	3390	40.8	61	2
1981	Pat McNally	72	3272	45.4	62	1
1982	Pat McNally	31	1201	38.7	53	0
1983	Pat McNally	67	2804	41.9	60	2
1984	Pat McNally	67	2832	42.3	61	0
1985	Pat McNally	57	2410	42.3	64	1
1986	Jeff Hayes	56	1965	35.1	52	2
1987	Scott Fulhage	52	2168	41.7	58	0
1988	Scott Fulhage	44	1672	38.0	53	2
1989	Lee Johnson	61	2446	40.1	62	2
1990	Lee Johnson	64	2705	42.3	70	0
1991	Lee Johnson	64	2795	43.7	62	0
1992	Lee Johnson	76	3196	42.1	64	0
1993	Lee Johnson	90	3954	43.9	60	0
1994	Lee Johnson	79	3461	43.8	64	1
1995	Lee Johnson	68	2861	42.1	61	0
1996	Lee Johnson	80	3630	45.4	67	1
1997	Lee Johnson	81	3471	42.9	66	0
1998	Lee Johnson	69	3083	44.7	69	1
1999	Will Brice	60	2475	41.3	72	2
2000	Daniel Pope	94	3775	40.2	57	0

INTERCEPTIONS

YEAR	NAME	NO	YDS	AVG	LG	TD
1968	Jess Phillips	3	26	8.7	23	0
1969	B. Hunt, B. Peterson, K. Riley, F. Smith	4 each				
1970	Lemar Parrish	5	28	5.6	19	0
1971	Lemar Parrish	7	105	15.0	65	1
1972	Tommy Casanova	5	108	21.6	33	0
	Lemar Parrish	5	90	18.0	33	2
1973	Tommy Casanova	4	33	8.1	16	0
1974	Ken Riley	5	33	6.6	19	0
1975	Ken Riley	6	76	12.7	30	1
1976	Ken Riley	9	141	15.7	53	1
1977	Lemar Parrish	3	95	31.7	47	1
	Reggie Williams	3	67	22.3	54	1
1978	Dick Jauron	4	52	13.0	24	1
1979	Dick Jauron	6	41	6.8	12	0
1980	Louis Breeden	7	91	13.0	29	0
1981	Ken Riley	5	6	1.2	6	0
1982	Ken Riley	5	88	17.6	56	1
1983	Ken Riley	8	89	11.1	42	2
1984	L. Breeden, R. Jackson, B. Kemp	4 each				
1985	James Griffin	7	118	16.6	33	1
1986	Louis Breeden	7	72	10.3	36	1
1987	David Fulcher	3	30	10.0	28	0
	Robert Jackson	3	49	16.3	29	0
1988	Eric Thomas	7	61	8.7	37	0
1989	David Fulcher	8	87	10.9	22	0
1990	Barney Bussey	4	37	9.3	18	0
	David Fulcher	4	20	5.0	18	0
1991	David Fulcher	4	51	12.8	27	1
1992	Darryl Williams	4	65	16.3	30	0
1993	Mike Brim	3	74	24.7	30	1
1994	Louis Oliver	3	36	12.0	19	0
1995	Bracey Walker	4	56	14.0	23	0
1996	Ashley Ambrose	8	63	7.9	31	1
1997	Corey Sawyer	4	44	11.0	37	0
1998	Sam Shade	3	33	11.0	32	0
	Artrell Hawkins	3	21	7.0	12	0
1999	Rodney Heath	3	72	24.0	58	1
2000	Tom Carter	2	40	20.0	30	0
	Takeo Spikes	2	12	6.0	7	0

BENGALS SUPERLATIVE SEASONS

1,000-YARD RUSHERS

YARDS	PLAYER	YEAR
1,435	Corey Dillon	2000
1,239	James Brooks	1989
1,200	Corey Dillon	1999
1,170	Harold Green	1992
1,130	Corey Dillon	1998
1,129	Corey Dillon	1997
1,087	James Brooks	1986
1,077	Pete Johnson	1981
1,066	Ikkey Woods	1988
1,023	Paul Robinson	1968
1,004	James Brooks	1990

1,000-YARD RECEIVERS

YARDS	PLAYER	YEAR
1,273	Eddie Brown	1988
1,234	Carl Pickens	1995
1,211	Tim McGee	1989
1,180	Carl Pickens	1996
1,130	Cris Collinsworth	1983
1,127	Carl Pickens	1994
1,125	Cris Collinsworth	1985
1,024	Cris Collinsworth	1986
1,023	Carl Pickens	1998
1,022	Darnay Scott	1999
1,009	Cris Collinsworth	1981

3,000-YARD PASSERS

YARDS	PLAYER	YEAR
3,959	Boomer Esiason	1986
3,822	Jeff Blake	1995
3,754	Ken Anderson	1981
3,624	Jeff Blake	1996
3,572	Boomer Esiason	1988
3,525	Boomer Esiason	1989
3,443	Boomer Esiason	1985
3,321	Boomer Esiason	1987
3,169	Ken Anderson	1975
3,031	Boomer Esiason	1990

BENGALS OFFENSE YEAR-BY-YEAR

YEAR	PLAYS	FIRST DOWNS	RUSH YDS	NET PASS YDS	TOTAL YDS	PTS
1968	772	171	1807	1619	3426	215
1969	728	172	1523	2345	3868	280
1970	831	210	2057	1870	3927	312
1971	867	236	2142	2124	4266	284
1972	899	255	1996	2321	4317	299
1973	871	252	2236	2276	4512	286
1974	835	260	1978	2511	4489	283
1975	966	295	1819	3241	5060	340
1976	878	238	2109	2191	4300	335
1977	904	248	1861	2333	4194	238
1978	1034	271	2131	2741	4872	252
1979	1049	289	2329	2310	4639	337
1980	1060	283	2069	2815	4884	244
1981	1078	361	1973	3995	5968	421
1982	606	207	949	2339	3288	232
1983	1036	327	2104	3183	5287	346
1984	1081	339	2179	3301	5480	339
1985	1062	344	2183	3717	5900	441
1986	1046	348	2533	3857	6490	409
1987	1045	319	2164	3213	5377	285
1988	985	351	2710	3347	6057	448
1989	1083	348	2483	3618	6101	404
1990	943	277	2120	2943	5063	360
1991	993	286	1811	3158	4969	263
1992	934	248	1976	1943	3919	274
1993	986	239	1511	2541	4052	187
1994	990	267	1556	3236	4792	276
1995	975	288	1439	3753	5192	349
1996	1088	332	1793	3432	5225	372
1997	1002	310	1966	3316	5282	355
1998	979	271	1639	3185	4824	268
1999	1039	293	2051	3226	5277	283
2000	1001	254	2314	1946	4260	185

BENGALS DEFENSE YEAR-BY-YEAR

YEAR	PLAYS	FIRST DOWNS	RUSH YDS	NET PASS YDS	TOTAL YDS	PTS
1968	916	275	2097	2620	4717	329
1969	935	278	2651	2686	5337	367
1970	874	236	1543	2635	4178	255
1971	811	213	1778	2128	3906	265
1972	794	207	1815	1737	3552	229
1973	840	219	1807	1898	3705	231
1974	892	256	2152	1790	3942	259
1975	889	241	2194	1729	3923	246
1976	930	234	1912	1758	3670	210
1977	901	253	1897	2227	4124	235
1978	1036	269	2396	2236	4632	284
1979	1052	334	2219	3692	5911	421
1980	995	286	1680	3124	4804	312
1981	1055	324	1881	3408	5289	304
1982	551	170	850	2043	2893	177
1983	973	276	1499	2828	4327	302
1984	1034	322	1868	3391	5259	339
1985	1019	337	1999	3664	5663	437
1986	1051	336	2122	3152	5274	394
1987	937	286	1641	3056	4697	370
1988	1059	322	2048	3134	5182	329
1989	997	280	2162	3135	5297	285
1990	1010	308	2085	3520	5605	352
1991	980	308	1662	3990	5652	435
1992	1024	319	2007	3326	5333	364
1993	1000	306	2220	2798	5018	319
1994	1053	310	1906	3248	5154	406
1995	1127	355	2104	4245	6349	374
1996	1047	317	1643	3826	5469	369
1997	1091	351	2223	3459	5682	405
1998	992	310	2612	3151	5763	452
1999	1011	316	1699	3798	5497	460
2000	1068	307	1925	3562	5487	359

BENGALS SELECTIONS IN 1968 AFL EXPANSION DRAFT

FROM BOSTON PATRIOTS

Joe Bellino, RB, Navy
Jim Boudreaux, DT, La. Tech
J.D. Garrett, RB, Grambling
White Graves, DB, Louisiana St.
Ron Hall, DB, Missouri Valley

FROM BUFFALO BILLS

Gary Bugenhagen, T, Syracuse
Bobby Burnett, RB, Arkansas
Charlie King, DB, Purdue
Bob Schmidt, T, Minnesota
Rich Zecher, DT, Utah St.

FROM DENVER BRONCOS

Cookie Gilchrist, RB, none
Mike Kellogg, RB, Santa Clara
Pat Matson, G, Oregon
Henry Sorrell, LB, Tenn.-Chatt.
Lonnie Wright, DB, Colorado St.

FROM HOUSTON OILERS

Dan Brabham, LB, Arkansas
Joe Bob Isbell, G, Houston
Willie Lee Jones, DE, Kansas St.
Bob Poole, TE, Clemson
Andy Rice, DT, Texas Southern

FROM KANSAS CITY CHIEFS

Chris Burford, SE, Stanford
Sherrill Headrick, LB, Tex. Christian
Bobby Hunt, DB, Auburn
Al Reynolds, G, Tarkio
Fletcher Smith, DB, Tennessee St.

FROM NEW YORK JETS

Solomon Brannan, DB, Morris Brown
Bill Brown, T, Texas-El Paso
John Matlock, C, Miami (Fla.)
Pete Perreault, G, Boston U.
Jim Waskiewicz, C/LB, Wichita St.

FROM OAKLAND RAIDERS

Dan Archer, T, Oregon
Estes Banks, RB, Colorado
Nate Johns, RB, San Diego St.
Rod Sherman, FL, Southern Cal.
Richard Sligh, DT, N. Car. Central

FROM SAN DIEGO CHARGERS

Frank Buncom, LB, Southern Cal.
Jim Griffin, DE, Grambling
Frank Marsh, RB, Oregon St.
Dick Van Raaphorst, PK, Ohio St.

BENGALS ALL-TIME RUSHING STATISTICS

Players active with Bengals as of July 1, 2001, are listed in bold.

PLAYER	YRS	YDS	ATT	AVG	LG	TD
James Brooks, RB 1984-91	8	6447	1344	4.8	65	37
Pete Johnson, RB 1977-83	7	5421	1402	3.9	65	64
Corey Dillon, RB 1997-2000	4	4894	1073	4.6	80	26
Harold Green, RB 1990-95	6	3727	968	3.9	75	8
Essex Johnson, RB 1968-75	8	3070	675	4.5	86	18
Boobie Clark, RB 1973-78	6	2978	779	3.8	26	25
Archie Griffin, RB 1976-83	8	2808	691	4.1	77	7
Charles Alexander, RB 1979-85	7	2645	748	3.5	37	13
Larry Kinnebrew, RB 1983-87	5	2582	639	4.0	52	37
Paul Robinson, RB 1968-72	5	2441	617	4.0	87	19
Ken Anderson, QB 1971-86	16	2220	397	5.6	29	20
Jess Phillips, RB 1968-72	5	1860	424	4.4	83	8
Ickey Woods, RB 1988-91	4	1525	332	4.6	56	27
Jeff Blake, QB 1994-99	6	1499	285	5.3	30	10
Derrick Fenner, RB 1992-94	3	1450	374	3.9	35	9
Lenvil Elliott, RB 1973-78	6	1395	324	4.3	32	3
Boomer Esiason, QB 1984-92, 97	10	1355	340	4.0	24	5
Stanford Jennings, RB 1984-90	7	1225	308	4.0	20	9
Stanley Wilson, RB 1983-84, 86, 88	4	1118	253	4.4	58	11
Doug Dressler, RB 1970-74	5	1101	272	4.0	43	9
Garrison Hearst, RB 1996	1	847	225	3.8	24	0
Eric Bienenmy, RB 1995-98	4	803	192	4.2	33	6
Ki-Jana Carter, RB 1995-99	5	747	227	3.3	79	16
Fred Willis, RB 1971-72	2	717	177	4.1	36	7
Eric Ball, RB 1989-94	6	576	156	3.7	27	8
Stan Fritts, RB 1975-76	2	575	141	4.1	22	11
Brandon Bennett, RB 1998-2000	2	567	167	3.4	37	5
Deacon Turner, RB 1978-80	3	549	142	3.9	65	1
Craig Taylor, RB 1989-91	3	480	114	4.2	34	7
Bill Johnson, RB 1985-87	3	475	86	5.5	34	1
David Klingler, QB 1992-95	4	420	69	6.1	29	0
Steve Broussard, RB 1994	1	403	94	4.3	37	2
Charlie Davis, RB 1974-75	2	375	72	5.2	29	0
Ed Williams, RB 1974-75	2	374	93	4.0	19	5
Akili Smith, QB 1999-2000	2	346	60	5.8	24	1
Virgil Carter, QB 1970-73	4	345	54	6.4	73	4
Tony Davis, RB 1976-78	3	316	84	3.8	16	5
Michael Basnight, RB 1999-2000	2	308	62	5.0	46	0
Sam Wyche, QB 1968-70	3	299	43	7.0	23	3
Turk Schonert, QB 1980-85, 87-89	9	276	62	4.5	17	3
Marc Logan, RB 1987-88	2	213	39	5.5	51	1
Jack Thompson, QB 1979-82	4	200	39	5.1	21	6
Jeff Cothran, RB 1994-96	3	191	57	3.4	15	1
Don Hollas, QB 1991-94	4	175	32	5.6	27	0
Eddie Brown, WR 1985-91	7	164	25	6.6	35	0
Greg Cook, QB 1969-74	6	148	25	5.9	30	1
Peter Warrick, WR 2000	1	148	16	9.3	77	2
Tom Smiley, RB 1968	1	146	63	2.3	11	1
Darnay Scott, WR 1994-2000	7	137	21	6.5	23	0
Warren McVea, WR 1968	1	133	9	14.8	80	1
Estes Banks, RB 1968	1	131	34	3.9	20	0
Brian Milne, RB 1996-99	4	125	34	3.7	26	4
Clem Turner, RB 1969	1	105	23	4.6	34	0
Ron Lamb, RB 1968-71	4	100	33	3.0	17	0
David McCluskey, RB 1987	1	94	29	3.2	12	1
Jeff Hayes, P 1986	1	92	3	30.7	61	1
Mike Dingle, RB 1991-92	2	91	21	4.3	21	0
Nick Williams, RB 1999-2000	2	84	20	4.2	13	0
Rodney Tate, RB 1982-83	2	79	27	2.9	13	0
Ostell Miles, RB 1992-93	2	78	30	2.6	15	1
Isaac Curtis, WR 1973-84	12	76	25	3.0	20	0
Dana Wright, RB 1987	1	74	24	3.1	10	0
Dave Waller, QB 1987	1	70	16	4.4	16	0
Erik Wilhelm, QB 1989-91, 93-97	8	69	19	3.6	18	0
Jim Hargrove, RB 1981	1	66	16	4.1	27	1
John Reaves, QB 1975-78	4	63	17	3.7	20	2
Scott Mitchell, QB 2000	1	61	10	6.1	12	1
Dan Rice, RB 1987	1	59	18	3.3	8	0
David Verser, WR 1981-84	4	48	7	6.9	29	0
Jay Schroeder, QB 1993	1	41	10	4.1	20	0

PLAYER	YRS	YDS	ATT	AVG	LG	TD
Don Bass, TE-WR 1978-81	4	40	6	6.7	14	0
James Joseph, RB 1995	1	40	16	2.5	8	0
Joe Wilson, RB 1973	1	39	10	3.9	11	0
Champ Henson, RB 1975	1	38	11	3.5	8	0
Tom Dinkel, LB 1978-83, 85	7	34	3	11.3	20	0
Neil O'Donnell, QB 1998	1	34	13	2.6	10	0
Dale Livingston, P-K 1968-69	2	29	2	14.5	18	0
Clif Groce, RB 1999-2000	2	26	11	2.4	8	1
Eric Crabtree, WR 1969-71	3	24	4	6.0	16	0
Curtis Keaton, RB 2000	1	24	6	4.0	8	0
Mike Martin, WR 1983-89	7	24	3	8.0	15	0
Steve Kreider, WR 1979-86	8	23	4	5.8	21	0
Charlie Joiner, WR 1972-75	4	22	5	4.4	8	0
Dave Lewis, QB-P 1970-73	4	22	12	1.8	15	0
Daniel Pope, P 2000	1	22	2	11.0	22	0
Speedy Thomas, WR 1969-72	4	22	8	2.8	16	1
Saint Saffold, WR 1968	1	21	1	21.0	21	0
Tommy Casanova, S 1972-77	6	20	1	20.0	20	0
John Hollifield, RB 1989	1	20	11	1.8	11	0
Sedrick Shaw, RB 1999	1	20	4	5.0	10	1
Greg Meehan, WR 1987	1	19	4	4.8	17	0
Adrian Breen, QB 1987	1	18	6	3.0	9	0
Tim McGee, WR 1986-92, 94	9	18	8	2.3	25	0
Ben Bennett, QB 1987	1	17	2	8.5	9	0
Dewey Warren, QB 1968	1	17	4	4.3	12	0
Jeff Query, WR 1992-95	4	14	3	4.7	8	0
Reece Morrison, RB 1972-73	2	13	4	3.3	8	0
Cleotha Montgomery, RB 1980	1	12	1	12.0	12	0
John Farley, RB 1984	1	11	7	1.6	5	0
Lynn James, WR 1990-91	2	11	1	11.0	11	0
Rex Keeling, P 1968	1	10	1	10.0	10	0
Damon Gibson, WR 1998	1	9	1	9.0	9	0
Willie Shelby, RB 1976-77	2	9	5	1.8	3	0
Wayne Clark, QB 1974	1	8	1	8.0	8	1
Steve Conley, RB 1972	1	8	3	2.7	5	0
Sandy Durko, S 1970-72	3	7	1	7.0	7	0
Mike Levenseller, WR 1979-80	2	6	1	6.0	6	0
Carl Pickens, WR 1992-99	8	6	6	1.0	6	0
Patrick Robinson, WR 1993	1	6	1	6.0	6	0
Ryan Benjamin, RB 1993	1	5	3	1.7	2	0
Bobby Hunt, S 1968-69	2	5	1	5.0	5	1
Mike Norseth, QB 1987-88	2	5	1	5.0	5	0
Michael Blair, RB 1998	1	4	1	4.0	4	0
Glenn Bujnoch, G 1976-82	7	4	1	4.0	4	1
Doug Gaynor, QB 1986	1	4	1	4.0	4	0
Ted Washington, RB 1968	1	4	1	4.0	4	0
John McDaniel, WR 1974-77	4	3	2	1.5	5	0
Nathan Poole, RB 1979-80	2	3	6	0.5	7	0
Rod Sherman, WR 1968	1	3	1	3.0	3	0
Paul Justin, QB 1998	1	2	1	2.0	2	0
Jason Burns, RB 1995	1	1	1	1.0	1	0
Bruce Costel, TE 1969-76	8	1	1	1.0	1	0
John Stofa, QB 1968-69	2	1	10	0.1	13	0
Marvin Cobb, S 1975-79	5	0	1	0.0	0	0
Brad Costello, P 1998-99	2	0	1	0.0	0	0
Rob Hertel, QB 1978	1	0	1	0.0	0	0
Jim Corbett, TE 1977-80	4	-1	1	-1.0	-1	0
Scottie Graham, RB 1997	1	-1	1	-1.0	-1	0
Eric Kresser, QB 1997-99	3	-1	1	-1.0	-1	0
Dennis Law, WR 1978	1	-1	1	-1.0	-1	0
Bob Trumpy, TE-WR 1968-77	10	-1	1	-1.0	-1	0
Craig Yeast, WR 1999-2000	2	-1	3	-0.3	15	0
Jeff Christensen, QB 1983	1	-2	1	-2.0	-2	0
Ira Hillary, WR 1987-89	3	-2	1	-2.0	-2	0
Jeff Hill, WR 1994-96	3	-3	1	-3.0	-3	0
Scott Covington, QB 1999-2000	2	-4	2	-2.0	-2	0
M.L. Harris, TE 1980-85	6	-5	4	-1.3	0	0
Neil Rackers, K 2000	1	-5	1	-5.0	-5	0
Pat McNally, P-WR 1976-85	10	-7	5	-1.4	18	0
Mike Barber, WR 1990-91	2	-13	1	-13.0	-13	0
David Dunn, WR 1995-98	4	-13	1	-13.0	-13	0
Cris Collinsworth, WR 1981-88	8	-15	7	-2.1	7	0
Billy Brooks, WR 1976-79	4	-17	3	-5.7	4	0
Lee Johnson, P 1988-98	11	-25	4	-6.3	0	0

BENGALS ALL-TIME RECEPTION STATISTICS

Players active with Bengals as of July 1, 2001, are listed in bold.

PLAYER	YRS	NO	YDS	AVG	LG	TD
Carl Pickens, WR 1992-99	8	530	6887	13.0	75	63
Cris Collinsworth, WR 1981-88	8	417	6698	16.1	74	36
Isaac Curtis, WR 1973-84	12	416	7101	17.1	85	53
Eddie Brown, WR 1985-91	7	363	6134	16.9	86	41
Darnay Scott, WR 1994-2000	7	329	5156	15.7	88	34
Rodney Holman, TE 1982-92	11	318	4329	13.6	73	34
Bob Trumpy, TE-WR 1968-77	10	298	4600	15.4	80	35
James Brooks, RB 1984-91	8	297	3012	10.1	57	27
Tony McGee, TE 1993-2000	8	285	3647	12.8	54	19
Tim McGee, WR 1986-92, 94	9	282	4703	16.7	78	25
Dan Ross, TE 1979-83, 85	6	263	3204	12.2	41	16
Chip Myers, WR 1969-76	8	218	3079	14.1	63	12
Archie Griffin, RB 1976-83	8	192	1607	8.4	52	6
Pete Johnson, RB 1977-83	7	173	1327	7.7	34	6
Charles Alexander, RB 1979-85	7	165	1130	6.8	65	2
Boobie Clark, RB 1973-78	6	151	1139	7.5	39	2
Steve Kreider, WR 1979-86	8	150	2119	14.1	56	9
Harold Green, RB 1990-95	6	145	1004	6.9	34	3
Eric Bieneney, RB 1995-98	4	133	1098	8.3	42	0
Essex Johnson, RB 1968-75	8	121	1541	12.7	78	11
Don Bass, TE-WR 1978-81	4	117	1580	13.5	55	13
Stanford Jennings, RB 1984-90	7	107	1027	9.6	43	9
Corey Dillon, RB 1997-2000	4	104	885	8.5	41	2
Lemell Elliott, RB 1973-78	6	102	921	9.0	33	9
M.L. Harris, TE 1980-85	6	99	1369	13.8	80	10
Billy Brooks, WR 1976-79	4	93	1683	18.1	94	7
Speedy Thomas, WR 1969-72	4	93	1236	13.3	90	8
Derrick Fenner, RB 1992-94	3	91	744	8.2	40	2
Doug Dressler, RB 1970-74	5	87	689	7.9	33	1
Charlie Joiner, WR 1972-75	4	82	1463	17.8	65	6
Jeff Query, WR 1992-95	4	77	963	12.5	83	7
David Dunn, WR 1995-98	4	76	1132	14.9	40	4
Jess Phillips, RB 1968-72	5	76	427	5.6	31	2
Eric Crabtree, WR 1969-71	3	73	1188	16.3	73	11
Paul Robinson, RB 1968-72	5	69	454	6.6	68	2
Mike Martin, WR 1983-89	7	67	1017	15.2	54	6
Eric Kattus, TE 1986-91	6	66	698	10.6	57	5
Larry Kinnebrew, RB 1983-87	5	65	600	9.2	31	3
Bruce Coslet, TE 1969-76	8	61	878	14.4	71	9
Pat McNally, WR 1976-85	10	57	808	14.2	59	5
Marco Battaglia, TE 1996-2000	5	57	533	9.4	34	2
Ki-Jana Carter, RB 1995-99	5	52	375	7.2	35	1
Brian Milne, RB 1996-99	4	52	291	5.6	20	0
Peter Warrick, WR 2000	1	51	592	11.6	46	4
Ikkey Woods, RB 1988-91	4	47	397	8.4	25	0
Willie Jackson, WR 1998-99	2	38	534	14.1	47	2
Mike Barber, WR 1990-91	2	37	451	12.2	42	2
Jim Riggs, TE 1987-92	6	37	274	7.4	17	0
Reggie Rember, WR 1991-93	3	36	437	12.1	27	1
Craig Thompson, TE 1992-93	2	36	281	7.8	32	3
Cliff Groce, RB 1999-2000	2	36	199	5.5	14	0
Steve Broussard, RB 1994	1	34	218	6.4	25	0
Fred Willis, RB 1971-72	2	33	269	8.2	29	0
Rod Sherman, WR 1968	1	31	374	12.1	27	1
James Hundon, WR 1996-99	4	28	416	14.9	61	4
Craig Taylor, RB 1989-91	3	28	188	6.7	20	3
Brandon Bennett, RB 1998-2000	2	27	321	11.9	55	0
Craig Yeast, WR 1999-2000	2	27	321	11.9	27	0
Ira Hillary, WR 1987-89	3	27	303	11.2	31	2
Stanley Wilson, RB 1983-84, 86, 88	4	27	277	10.3	34	2
John McDaniel, WR 1974-77	4	26	459	17.7	60	1
Jim Corbett, TE 1977-80	4	25	376	15.0	51	1
Deacon Turner, RB 1978-80	3	25	141	5.6	15	1
David Verser, WR 1981-84	4	23	454	19.7	73	3
Ed Williams, RB 1974-75	2	23	194	8.4	20	2
Eric Ball, RB 1989-94	6	22	216	9.8	48	3
Warren McVea, WR 1968	1	21	264	12.6	55	2
James Joseph, RB 1995	1	20	118	5.9	13	0
Danny Farmer, WR 2000	1	19	268	14.1	38	0
Damon Gibson, WR 1998	1	19	258	13.6	76	3

PLAYER	YRS	NO	YDS	AVG	LG	TD
Charlie Davis, RB 1974-75	2	19	171	9.0	32	0
Jeff Colthran, RB 1994-96	3	19	117	6.2	15	1
Troy Sadowski, TE 1994-96	3	19	106	5.6	12	0
Tom Smiley, RB 1968	1	19	86	4.5	17	0
Rodney Tate, RB 1982-83	2	18	142	7.9	25	0
Kendal Smith, WR 1989-90	2	17	185	10.9	41	1
Nick Williams, RB 1999-2000	2	17	180	10.6	20	0
Michael Basnight, RB 1999-2000	2	16	172	10.8	47	0
Saint Saffold, WR 1968	1	16	172	10.8	25	0
Brian Brennan, WR 1992	1	16	166	10.4	21	1
Bill Johnson, RB 1985-87	3	16	122	7.6	17	0
Stan Fritts, RB 1975-76	2	15	138	9.2	19	2
Tony Davis, RB 1976-78	3	15	135	9.0	28	0
Rick Walker, TE 1977-79	3	14	153	10.9	28	3
Damon Griffin, WR 1999-2000	2	14	137	9.8	20	0
Ron Dugans, WR 2000	1	14	125	8.9	17	1
Garrison Hearst, RB 1996	1	12	131	10.9	40	1
Lynn James, WR 1990-91	2	10	139	13.9	22	1
Steve Bush, TE-RB 1997-2000	4	8	82	10.3	18	0
Patrick Robinson, WR 1993	1	8	72	9.0	14	0
Anthony Munoz, T 1980-92	13	7	18	2.6	12	4
Ostell Miles, RB 1992-93	2	6	89	14.8	27	0
Wesley Carroll, WR 1993	1	6	81	13.5	28	0
Stepfret Williams, WR 1998	1	6	81	13.5	19	1
David Frisch, TE 1993-94	2	6	43	7.2	12	0
Dennis Law, WR 1978	1	5	81	16.2	20	0
Marc Logan, RB 1987-88	2	5	34	6.8	18	0
Mike Dingle, RB 1991-92	2	5	23	4.6	12	1
Clem Turner, RB 1969	1	5	14	2.8	8	0
Ron Lamb, RB 1968-71	4	4	77	19.3	60	0
Gunnard Twynier, WR 1997	1	4	45	11.3	16	0
Jeff Hill, WR 1994-96	3	4	44	11.0	18	0
Milt Stegall, WR 1992-94	3	4	43	10.8	13	1
Dana Wright, RB 1987	1	4	28	7.0	11	0
Jeff Thomson, TE 1992-93	2	4	22	5.5	10	0
Estes Banks, RB 1968	1	4	15	3.8	13	1
Shane Garrett, WR 1991-92	2	3	32	10.7	13	0
Greg Meehan, WR 1987	1	3	25	8.3	12	0
Nathan Poole, RB 1979-80	2	3	-14	-4.7	3	0
Marquis Pleasant, WR 1987	1	2	45	22.5	35	0
Derek Ware, TE 1995	1	2	36	18.0	21	0
Jack Novak, TE 1975	1	2	34	17.0	19	0
Mike Levenseller, WR 1979-80	2	2	30	15.0	22	0
John Garrett, WR 1989	1	2	29	14.5	18	0
Tim George, WR 1973	1	2	28	14.0	19	0
Wade Russell, TE 1987	1	2	27	13.5	23	1
John Hollifield, RB 1989	1	2	18	9.0	14	0
Ed Marshall, WR 1971	1	2	18	9.0	10	0
Andre White, TE 1968	1	2	18	9.0	11	0
Don Kern, TE 1984-85	2	2	14	7.0	9	0
Melvin Tuten, T 1995-96	2	2	12	6.0	9	1
John Farley, RB 1984	1	2	11	5.5	10	0
Carl Parker, WR 1988-89	2	1	45	45.0	45	0
Tommie Smith, WR 1969	1	1	41	41.0	41	0
Bernard Jackson, DB 1972-76	5	1	22	22.0	22	0
Ryan Benjamin, RB 1993	1	1	16	16.0	16	0
Bill Peterson, LB 1968-72	5	1	10	10.0	10	0
Al Chandler, TE, 1973-74	2	1	9	9.0	9	0
Mike Kelly, TE 1970-72	3	1	9	9.0	9	0
David McCluskey, RB 1987	1	1	8	8.0	8	0
Michael Blair, RB 1998	1	1	7	7.0	7	0
Akili Smith, QB 1999-2000	2	1	6	6.0	6	0
Drew Buie, WR 1972	1	1	5	5.0	5	0
Sam Wyche, QB 1968-70	3	1	5	5.0	5	0
Brian Blados, G-T 1984-91	8	1	4	4.0	4	0
Reece Morrison, RB 1972-73	2	1	4	4.0	4	0
Willie Shelby, RB 1976-77	2	1	3	3.0	3	0
Scottie Graham, RB 1997	1	1	1	1.0	1	0
Jim Hargrove, RB 1981	1	1	0	0.0	0	0
Champ Henson, RB 1975	1	1	-2	-2.0	-2	0
Sedrick Shaw, RB 1999	1	1	-4	-4.0	-4	0
David Klingler, QB 1992-95	4	1	-6	-6.0	-6	0

BENGALS ALL-TIME PASSING STATISTICS

Players active with Bengals as of July 1, 2001, are listed in bold.

— 350 OR MORE ATTEMPTS —

PLAYER	YRS	ATT	CMP	PCT	YDS	TD	INT	RAT
Boomer Esiason, QB 1984-92, 97	10	3564	2015	56.5	27,149	187	131	83.1
Ken Anderson, QB 1971-86	16	4475	2654	59.3	32,838	197	160	81.9
Jeff Blake, QB 1994-99	6	2221	1240	55.8	15,134	93	62	79.3
Turk Schonert, QB 1980-85, 87-89	9	350	216	61.7	2756	7	12	78.7
Virgil Carter, QB 1970-73	4	582	328	56.4	3850	22	20	74.9
David Klingler, QB 1992-95	4	687	375	54.6	3880	16	21	66.1
Jack Thompson, QB 1979-82	4	370	175	47.3	2072	13	19	55.1
Akili Smith, QB 1999-2000	2	420	198	47.1	2058	5	12	53.8

— 50-349 ATTEMPTS —

PLAYER	YRS	ATT	CMP	PCT	YDS	TD	INT	RAT
Neil O'Donnell, QB 1998	1	343	212	61.8	2216	15	4	90.2
Greg Cook, QB 1969-74	6	200	107	53.5	1865	15	11	87.6
Sam Wyche, QB 1968-70	3	220	115	52.3	1743	12	8	81.7
Erik Wilhelm, QB 1989-91, 93-97	8	136	77	56.6	912	5	6	71.1
Jay Schroeder, QB 1993	1	159	78	49.1	832	5	2	70.0
Don Hollas, QB 1991-94	4	115	67	58.3	645	3	5	64.6
John Stoka, QB 1968-69	2	177	85	48.0	896	5	5	60.8
Paul Justin, QB 1998	1	63	34	54.0	426	1	3	60.7
Dewey Warren, QB 1968	1	80	47	58.8	506	1	4	60.7
Scott Mitchell, QB 2000	1	187	89	47.6	966	3	8	50.8
John Reaves, QB 1975-78	4	276	131	47.5	1546	7	17	47.8

— FEWER THAN 50 ATTEMPTS —

PLAYER	YRS	ATT	CMP	PCT	YDS	TD	INT	RAT
Archie Griffin, RB 1976-83	8	4	3	75.0	39	2	0	144.8
Lee Johnson, P-K 1988-98	11	5	4	80.0	19	2	0	122.1
Lenvil Elliott, RB 1973-78	6	1	1	100.0	17	0	0	118.8
Jack Gehrke, WR 1969	1	1	1	100.0	13	0	0	118.8
Darnay Scott, WR 1994-2000	7	1	1	100.0	53	0	0	118.8
Jim Breech, K 1980-92	13	1	1	100.0	12	0	0	116.7
Pat McNally, WR-P 1976-85	10	4	3	75.0	81	0	0	116.7
Doug Gaynor, QB 1986	1	3	3	100.0	30	0	0	108.3
James Brooks, RB 1984-91	8	2	1	50.0	8	1	0	100.0
Dale Livingston, P-K 1968-69	2	2	2	100.0	15	0	0	97.9
Fred Willis, RB 1971-72	2	3	2	66.7	24	0	0	91.0
Scott Covington, QB 1999-2000	2	5	4	80.0	23	0	0	85.8
Adrian Breen, QB 1987	1	8	3	37.5	9	1	0	85.4
Carl Pickens, WR 1992-99	8	3	2	66.7	18	0	0	82.6
Stan Fritts, RB 1975-76	2	4	2	50.0	31	0	0	76.0
Dave Walter, QB 1987	1	21	10	47.6	113	0	0	64.2
Dave Green, P 1974-75	2	3	1	33.3	22	0	0	60.4
Dave Lewis, QB-P 1970-73	4	14	6	42.9	57	0	0	54.8
Eric Kresser, QB 1997-99	3	21	10	47.6	164	1	2	50.8
Eric Bienenmy, RB 1995-98	4	2	0	0.0	0	0	0	39.6
Steve Broussard, RB 1994	1	1	0	0.0	0	0	0	39.6
Ki-Jana Carter, RB 1995-99	5	1	0	0.0	0	0	0	39.6
Marvin Cobb, S 1975-79	5	1	0	0.0	0	0	0	39.6
David Dunn, WR 1995-98	4	1	0	0.0	0	0	0	39.6
Rob Hertel, QB 1978	1	4	1	25.0	9	0	0	39.6
Lynn James, WR 1990-91	2	1	0	0.0	0	0	0	39.6
Rex Keelling, P 1968	1	1	0	0.0	0	0	0	39.6
Steve Kreider, WR 1979-86	8	7	2	28.6	14	0	0	39.6
Doug Peltrey, K 1993-99	7	1	0	0.0	0	0	0	39.6
Wayne Clark, QB 1974	1	22	9	40.9	98	0	3	15.2
Ben Bennett, QB 1987	1	6	2	33.3	25	0	1	7.6
Cris Collinsworth, WR 1981-88	8	1	0	0.0	0	0	1	0.0
Todd Philcox, QB 1990	1	2	0	0.0	0	0	1	0.0
*Corey Dillon, RB 1997-2000	4	0	0	—	0	0	0	—
*Ira Hillary, WR 1987-89	3	0	0	—	0	0	0	—
*Eddie Brown, WR 1985-91	7	0	0	—	0	0	0	—

*—Sacked on his only pass attempt

BENGALS ALL-TIME SCORING

Players active with Bengals as of July 1, 2001, are listed in bold.

PLAYER	YRS	TD RUSH	TD REC'D	TD RET	PAT	2-PT CONV.	FG	SAF	PTS
Jim Breech, K 1980-92	13	0	0	0	476	0	225	0	1151
Doug Pelfrey, K 1993-99	7	0	0	0	201	0	153	0	660
Horst Muhlmann, K 1969-74	6	0	0	0	189	0	120	0	549
Pete Johnson, RB 1977-83	7	64	6	0	-	0	-	0	420
Carl Pickens, WR-KR 1992-99	8	0	63	1	-	2	-	0	388
James Brooks, RB 1984-91	8	37	27	0	-	0	-	0	384
Isaac Curtis, WR 1973-84	12	0	53	0	-	0	-	0	318
Chris Bahr, K 1976-79	4	0	0	0	130	0	62	0	316
Eddie Brown, WR 1985-91	7	0	41	0	-	0	-	0	246
Larry Kinnebrew, RB 1983-87	5	37	3	0	-	0	-	0	240
Cris Collinsworth, WR 1981-88	8	0	36	0	-	0	-	0	216
Bob Trumpy, TE-WR 1968-77	10	0	35	0	-	0	-	0	210
Rodney Holman, TE 1982-92	11	0	34	0	-	0	-	0	204
Darnay Scott, WR 1994-2000	7	0	34	0	-	0	-	0	204
Essex Johnson, RB 1968-75	8	18	11	0	-	0	-	0	174
Corey Dillon, RB 1997-2000	4	26	2	0	-	0	-	0	168
Boobie Clark, RB 1973-78	6	25	2	0	-	0	-	0	162
Ickey Woods, RB 1988-91	4	27	0	0	-	0	-	0	162
Tim McGee, WR-KR 1986-92, 94	9	0	25	0	-	0	-	0	150
Paul Robinson, RB 1968-72	5	19	2	0	-	0	-	0	126
Ken Anderson, QB 1971-86	16	20	0	0	-	0	-	0	120
Tony McGee, TE 1993-2000	8	0	19	0	-	1	-	0	116
Stanford Jennings, RB-KR 1984-90	7	9	9	1	-	0	-	0	114
Ki-Jana Carter, RB 1995-99	5	16	1	0	-	0	-	0	102
Dan Ross, TE 1979-83, 85	6	0	16	0	-	0	-	0	96
Charles Alexander, RB 1979-85	7	13	2	0	-	0	-	0	90
Don Bass, TE-WR 1978-81	4	0	13	1	-	0	-	0	84
Stan Fritts, RB 1975-76	2	11	2	0	-	0	-	0	78
Archie Griffin, RB 1976-83	8	7	6	0	-	0	-	0	78
Lemar Parrish, CB-KR 1970-77	8	0	0	13	-	0	-	0	78
Stanley Wilson, RB 1983-84, 86, 88	4	11	2	0	-	0	-	0	78
Lenvil Elliott, RB 1973-78	6	3	9	0	-	0	-	0	72
Chip Myers, WR 1969-76	8	0	12	0	-	0	-	0	72
Dave Green, P-K 1974-75	2	0	0	0	40	0	10	0	70
Eric Ball, RB-KR 1989-94	6	8	3	0	-	0	-	0	66
Eric Crabtree, WR 1969-71	3	0	11	0	-	0	-	0	66
Derrick Fenner, RB 1992-94	3	9	2	0	-	0	-	0	66
Harold Green, RB 1990-95	6	8	3	0	-	0	-	0	66
Jeff Blake, QB 1994-99	6	10	0	0	-	2	-	0	64
Doug Dressler, RB 1970-74	5	9	1	0	-	0	-	0	60
M.L. Harris, TE 1980-85	6	0	10	0	-	0	-	0	60
Jess Phillips, RB-DB 1968-72	5	8	2	0	-	0	-	0	60
Craig Taylor, RB-KR 1989-91	3	7	3	0	-	0	-	0	60
Dale Livingston, P-K 1968-69	2	0	0	0	20	0	13	0	59
Neil Rackers, K 2000	1	0	0	0	21	0	12	0	57
Steve Kreider, WR 1979-86	8	0	9	0	2	0	-	0	56
Bruce Coslet, TE 1969-76	8	0	9	0	-	0	-	0	54
Speedy Thomas, WR 1969-72	4	1	8	0	-	0	-	0	54
Ian Sunter, K 1980	1	0	0	0	15	0	11	0	48
Eric Bieniemy, RB 1995-98	4	6	0	1	-	0	-	0	42
Bitly Brooks, WR 1976-79	4	0	7	0	-	0	-	0	42
Jeff Query, WR 1992-95	4	0	7	0	-	0	-	0	42
Peter Warrick, WR-KR 2000	1	2	4	1	-	0	-	0	42
Ed Williams, RB 1974-75	2	5	2	0	-	0	-	0	42
Fred Willis, RB 1971-72	2	7	0	0	-	0	-	0	42
Charlie Joiner, WR 1972-75	4	0	6	0	-	0	-	0	36
Mike Martin, WR-KR 1983-89	7	0	6	0	-	0	-	0	36
Jack Thompson, QB 1973-82	4	6	0	0	-	0	-	0	36
Brandon Bennett, RB 1998-2000	2	5	0	0	-	0	-	0	30
Tony Davis, RB-KR 1976-78	3	5	0	0	-	0	-	0	30
David Dunn, WR-KR 1995-98	4	0	4	1	-	0	-	0	30
Boomer Esiason, QB 1984-92, 97	10	5	0	0	-	0	-	0	30
Eric Kattus, TE 1986-91	6	0	5	0	-	0	-	0	30
Pat McNally, P-WR 1976-85	10	0	5	0	-	0	-	0	30

TEAM HISTORY

(continued)

(Bengals All-Time Scoring — cont'd)

PLAYER	YRS	TD RUSH	TD REC	TD RET	KICK PAT	2-PT CONV.	FG	SAF	PTS
Ken Riley, CB 1969-83	15	0	0	5	-	0	-	0	30
Brian Milne, RB 1996-99	4	4	0	0	-	1	-	0	26
Virgil Carter, QB 1970-73	4	4	0	0	1	0	-	0	25
Tommy Casanova, S-KR 1972-77	6	0	0	4	-	0	-	0	24
Damon Gibson, WR-KR 1998	1	0	3	1	-	0	-	0	24
James Hundon, WR-KR 1996-99	4	0	4	0	-	0	-	0	24
Anthony Munoz, T 1980-92	13	0	4	0	-	0	-	0	24
Reggie Williams, LB 1976-89	14	0	0	3	-	0	-	2	22
James Francis, LB 1990-98	9	0	0	3	-	0	-	1	20
Jim Gallery, K 1989	1	0	0	0	13	0	2	0	19
Al Beauchamp, LB 1968-75	8	0	0	3	-	0	-	0	18
James Griffin, S 1983-85	3	0	0	3	-	0	-	0	18
Ray Griffin, CB 1978-84	7	0	0	3	-	0	-	0	18
Warren McVea, WR-KR 1968	1	1	2	0	-	0	-	0	18
Scott Perry, CB 1976-79	4	0	0	3	-	0	-	0	18
Turk Schonert, QB 1980-85, 87-89	9	3	0	0	-	0	-	0	18
Craig Thompson, TE 1992-93	2	0	3	0	-	0	-	0	18
David Verser, WR-KR 1981-84	4	0	3	0	-	0	-	0	18
Rick Walker, TE 1977-79	3	0	3	0	-	0	-	0	18
Sam Wyche, QB 1968-70	3	3	0	0	-	0	-	0	18
Steve Broussard, RB 1994	1	2	0	0	-	1	-	0	14
David Fulcher, S 1986-92	7	0	0	2	-	0	-	1	14
Willie Jackson, WR 1998-99	2	0	2	0	-	1	-	0	14
Darryl Williams, S 1992-95, 2000	5	0	0	2	-	0	-	1	14
Mike Barber, WR 1990-91	2	0	2	0	-	0	-	0	12
Marco Battaglia, TE 1996-2000	5	0	2	0	-	0	-	0	12
Royce Berry, DE 1969-75	7	0	0	2	-	0	-	0	12
Louis Breeden, CB 1978-87	10	0	0	2	-	0	-	0	12
Barney Bussey, S 1986-92	7	0	0	2	-	0	-	0	12
Jeff Cothran, RB 1994-96	3	1	1	0	-	0	-	0	12
Ira Hillary, WR-KR 1987-89	3	0	2	0	-	0	-	0	12
Ray Horton, CB 1983-88	6	0	0	2	-	0	-	0	12
Robert Jackson, S 1981-87, 89	8	0	0	2	-	0	-	0	12
Tremain Mack, S-CB-KR 1997-2000	4	0	0	2	-	0	-	0	12
Mitchell Price, PR 1990-93	4	0	0	2	-	0	-	0	12
John Reeves, QB 1975-78	4	2	0	0	-	0	-	0	12
Corey Sawyer, CB-KR 1994-98	5	0	0	2	-	0	-	0	12
Willie Shelby, KR-RB 1976-77	2	0	0	2	-	0	-	0	12
Deacon Turner, RB 1978-80	3	1	1	0	-	0	-	0	12
Craig Yeast, WR-KR 1999-2000	2	0	0	2	-	0	-	0	12
Rod Sherman, WR-K 1968	1	0	1	0	4	0	0	0	10
Harry Gunner, DE 1968-69	2	0	0	1	-	0	-	1	8
Garrison Hearst, RB 1996	1	0	1	0	-	1	-	0	8
Leon White, LB 1986-91	6	0	0	1	-	0	-	1	8
Ashley Ambrose, CB 1996-98	3	0	0	1	-	0	-	0	6
Estes Banks, RB 1968	1	0	1	0	-	0	-	0	6
Leo Barker, LB 1984-91	8	0	0	1	-	0	-	0	6
Ray Bentley, LB 1992	1	0	0	1	-	0	-	0	6
Lewis Billups, CB 1986-91	6	0	0	1	-	0	-	0	6
Brian Brennan, WR 1992	1	0	1	0	-	0	-	0	6
Mike Brim, CB 1993-95	3	0	0	1	-	0	-	0	6
Glenn Bujnoch, G 1976-82	7	1	0	0	-	0	-	0	6
Wayne Clark, QB 1974	1	1	0	0	-	0	-	0	6
Marvin Cobb, S 1975-79	5	0	0	1	-	0	-	0	6
Greg Cook, QB 1969-74	6	1	0	0	-	0	-	0	6
John Copeland, DE 1993-2000	8	0	0	1	-	0	-	0	6
Jim Corbett, TE 1977-80	4	0	1	0	-	0	-	0	6
Neal Craig, S 1971-73	3	0	0	1	-	0	-	0	6
Mike Dingle, RB 1991-92	2	0	1	0	-	0	-	0	6
Ron Dugans, WR 2000	1	0	1	0	-	0	-	0	6
Eddie Edwards, DE 1977-88	12	0	0	1	-	0	-	0	6
Jim Griffin, DE 1968	1	0	0	1	-	0	-	0	6
Clif Groce, RB 1999-2000	2	1	0	0	-	0	-	0	6
Jim Hargrove, RB 1981	1	1	0	0	-	0	-	0	6
Bo Harris, LB 1975-82	8	0	0	1	-	0	-	0	6
Jeff Hayes, P 1986	1	1	0	0	-	0	-	0	6
Rodney Heath, CB 1999-2000	2	0	0	1	-	0	-	0	6
Bobby Hunt, S 1968-69	2	1	0	0	-	0	-	0	6

PLAYER	YRS	TD RUSH	TD RECV	TD RET	KICK PAT	2-PT CONV.	FG	SAF	PTS
Lynn James, WR 1990-91	2	0	1	0	-	0	-	0	6
Dick Jauron, S 1978-81	4	0	0	1	-	0	-	0	6
Bill Johnson, RB 1985-87	3	1	0	0	-	0	-	0	6
Lee Johnson, P-K 1988-98	11	0	0	0	0	0	2	0	6
Roger Jones, CB 1994-96	3	0	0	1	-	0	-	0	6
Charlie King, CB 1968-69	2	0	0	1	-	0	-	0	6
Howie Kurnick, LB 1979-80	2	0	0	1	-	0	-	0	6
Jim LeClair, LB 1972-83	12	0	0	1	-	0	-	0	6
Marc Logan, RB 1987-88	2	1	0	0	-	0	-	0	6
Bob Maddox, DE 1974	1	0	0	1	-	0	-	0	6
Massimo Manca, K 1987	1	0	0	0	3	0	1	0	6
David McCluskey, RB 1987	1	1	0	0	-	0	-	0	6
John McDaniel, WR 1974-77	4	0	1	0	-	0	-	0	6
Ostell Miles, RB 1992-93	2	1	0	0	-	0	-	0	6
Scott Mitchell, QB 2000	1	1	0	0	-	0	-	0	6
Melvin Morgan, CB 1976-78	3	0	0	1	-	0	-	0	6
Reggie Rembert, WR 1991-93	3	0	1	0	-	0	-	0	6
Wade Russell, TE 1987	1	0	1	0	-	0	-	0	6
Mike St. Clair, DE 1980-82	3	0	0	1	-	0	-	0	6
Sam Shade, S 1995-98	4	0	0	1	-	0	-	0	6
Sedrick Shaw, RB 1999	1	1	0	0	-	0	-	0	6
John Simmons, CB-KR 1981-86	6	0	0	1	-	0	-	0	6
Tom Smiley, RB 1968	1	1	0	0	-	0	-	0	6
Akili Smith, QB 1999-2000	2	1	0	0	-	0	-	0	6
Kendal Smith, WR-KR 1989-90	2	0	1	0	-	0	-	0	6
Jimmy Spencer, CB 1996-97	2	0	0	1	-	0	-	0	6
Mill Stegall, WR-KR 1992-94	3	0	1	0	-	0	-	0	6
Eric Thomas, CB 1987-92	6	0	0	1	-	0	-	0	6
Melvin Tuten, T 1995-96	2	0	1	0	-	0	-	0	6
Fernandus Vinson, S 1991-94	4	0	0	1	-	0	-	0	6
Stephret Williams, WR 1998	1	0	1	0	-	0	-	0	6
Alfred Williams, DE 1991-94	4	0	0	0	-	0	-	2	4
Ross Browner, DE 1978-86	9	0	0	0	1	0	-	1	3
Coy Bacon, DE 1976-77	2	0	0	0	-	0	-	1	2
Gary Burley, DE 1976-83	8	0	0	0	-	0	-	1	2
Ron Carpenter, DT-DE 1970-76	7	0	0	0	-	0	-	1	2
Alex Gordon, LB 1991-93	3	0	0	0	-	0	-	1	2
Paul Justin, QB 1998	1	0	0	0	-	1	-	0	2
Scott Schutt, LB 1987	1	0	0	0	-	0	-	1	2
Sherman White, DE 1972-75	4	0	0	0	-	0	-	1	2
Sandro Vitiello, K 1980	1	0	0	0	1	0	0	0	1

BENGALS PRO BOWL HISTORY

Former Bengals tackle Anthony Munoz was selected to play in 11 AFC-NFC Pro Bowl games. At the time of his retirement (1992), that was the most selections of any player in NFL history.

The complete list of Bengals selected for the NFL Pro Bowl and AFL All-Star games:

Player	Selections	Years*	Player	Selections	Years*
Anthony Munoz, T	11	1981-91	Mike Reid, DT	2	1972-73
Lemar Parrish, CB	6	1970-71, 1974-77	Paul Robinson, RB	2	1968-69
Ken Anderson, QB	4	1975-76, 1981-82	Ashley Ambrose, CB	1	1996
James Brooks, RB	4	1986, 1988-90	Bill Bergey, LB	1	1969
Isaac Curtis, WR	4	1973-76	Jeff Blake, QB	1	1995
Bob Trumpy, TE	4	1968-70, 1973	Eddie Brown, WR	1	1988
Tommy Casanova, S	3	1974, 1976-77	Harold Green, RB	1	1992
Cris Collinsworth, WR	3	1981-83	Bob Johnson, C	1	1968
Boomer Esiason, QB	3	1986, 1988-89	Pete Johnson, RB	1	1981
David Fulcher, S	3	1988-90	Jim LeClair, LB	1	1976
Rodney Holman, TE	3	1988-90	Tremain Mack, KR	1	1999
Max Montoya, G	3	1986, 1988-89	Pat McNally, P	1	1981
Coy Bacon, DE	2	1976-77	Chip Myers, WR	1	1972
Corey Dillon, RB	2	1999-2000	Dan Ross, TE	1	1982
Tim Krumrie, NT	2	1987-88	Eric Thomas, CB	1	1988
Carl Pickens, WR	2	1995-96			

*Year listed is season during which player earned Pro Bowl selection (not calendar year in which Pro Bowl game was played).

BENGALS ALL-TIME INTERCEPTION STATISTICS

Players active with Bengals as of July 1, 2001, are listed in bold.

PLAYER	YRS	INT	TD	PLAYER	YRS	INT	TD
Ken Riley, CB 1969-83	15	65	5	Jess Phillips, FS 1968 (RB 1969-72)	5	3	0
Louis Breeden CB, 1978-87	10	33	2	Carl Zander, LB 1985-91	7	3	0
Duval Fletcher, SS 1986-92	7	31	2	Ken Avery, LB 1969-74	6	2	0
Lemar Parrish, CB 1970-77	8	25	4	Mike Fuller, FS 1981-82	2	2	0
Tommy Casanova, FS 1972-77	6	17	2	Harry Gunner, DE 1968-69	2	2	1
Reggie Williams, LB 1976-89	14	16	1	Cory Hall, FS 1999-2000	2	2	0
Al Beauchamp, LB 1968-75	8	15	2	Roger Jones, CB 1994-96	3	2	1
Robert Jackson, FS 1981-87, 89	8	15	2	Joe Kelly, LB 1986-89	4	2	0
Eric Thomas, CB 1987-92	6	15	1	Alonzo Mitz, DE 1991-92	2	2	0
Ray Horton, CB 1983-88	6	14	2	Melvin Morgan, CB 1976-78	3	2	0
Ashley Ambrose, CB 1996-98	3	13	1	Mitchell Price, CB 1990-93	4	2	0
Marvin Cobb, FS 1975-79	5	13	1	John Simmons, CB 1981-86	6	2	1
James Francis, LB 1990-98	9	11	3	Daryl Smith, CB 1987-88	2	2	0
Ray Griffin, CB 1978-84	7	11	3	Jimmy Turner, CB 1983-86	4	2	0
Dick Jauron, FS 1978-81	4	11	1	Leon White, LB 1986-91	6	2	0
Corey Sawyer, CB 1994-98	5	11	1	Sheldon White, CB 1993	1	2	0
Barney Bussey, SS 1986-92	7	10	0	Solomon Wilcotts, FS 1987-90	4	2	0
Jim LeClair, LB 1972-83	12	10	0	Robert Bean, CB 2000	1	1	0
Darryl Williams, FS 1992-95, 2000	5	10	2	Myron Bell, SS 1998-99	2	1	0
Bill Bergey, LB 1969-73	5	9	0	Roosevelt Blackmon, CB 1998-99	2	1	0
Lewis Billups, CB 1986-91	6	9	0	Greg Bright, FS 1980-81	2	1	0
James Griffin, FS 1983-85	3	9	3	Jim Browner, FS 1979-80	2	1	0
Bernard Jackson, FS 1972-76	5	9	0	Ross Browner, DE 1978-86	9	1	0
Bobby Kemp, SS 1981-86	6	9	0	Richard Carey, CB 1989	1	1	0
Fletcher Smith, CB-S 1968-71	4	9	0	Chris Carter, SS 2000	1	1	0
Bo Harris, LB 1975-82	8	7	1	Al Coleman, FS 1969-71	3	1	0
Steve Tovar, LB 1993-97	5	7	0	Ricky Davis, FS 1975	1	1	0
Rickey Dixon, FS 1988-92	5	6	0	Chris Devlin, LB 1975-78	4	1	0
Rod Jones, CB 1990-96	7	6	0	Tom Dinkel, LB 1978-83, 85	7	1	0
Jimmy Spencer, CB 1996-97	2	6	0	Gerald Dixon, LB 1996-97	1	1	0
Bracey Walker, SS 1994-96	3	6	0	Eddie Edwards, DE 1977-88	12	1	0
Mike Brim, CB 1993-95	3	5	1	Richard Fain, CB 1991	1	1	0
Glenn Cameron, LB 1975-85	11	5	0	Steve Foley, LB 1998-2000	3	1	0
Neal Craig, FS 1971-73	3	5	1	David Grant, DE 1988-91	4	1	0
Bobby Hunt, FS 1968-69	2	5	0	John Guillory, DB 1969-70	2	1	0
Bill Peterson, LB 1968-72	5	5	0	Sherrill Headrick, LB 1968	1	1	0
Sandy Durko, FS 1970-72	3	4	0	Bryan Hicks, FS 1980-84	5	1	0
Greg Myers, FS 1996-99	4	4	0	Charlie King, CB 1968-69	2	1	1
Scott Perry, CB 1976-79	4	4	2	Jevon Langford, DE 1996-2000	5	1	0
Sam Shade, SS 1995-98	4	4	0	Tremain Mack, SS 1997-2000	4	1	0
Takeo Spikes, LB 1998-2000	3	4	0	Ricardo McDonald, LB 1992-97	6	1	0
Doug Adams, LB 1971-74	4	3	0	Rob Niehoff, FS 1987	1	1	0
Leo Barker, LB 1984-91	8	3	0	Ron Pritchard, LB 1972-77	6	1	0
Tom Carter, CB 1999-2000	2	3	0	Thomas Randolph, CB 1998	1	1	0
John Copeland, DE 1993-2000	8	3	0	Rick Razzano, LB 1980-84	5	1	0
Ken Dyer, FS 1969-71	3	3	0	Adrian Ross, LB 1998-2000	3	1	0
Kenny Graham, SS 1970	1	3	0	Jeff Schuh, LB 1981-85	5	1	0
Artrell Hawkins, CB 1998-2000	3	3	0	Brian Simmons, LB 1998-2000	3	1	0
Rodney Heath, CB 1999-2000	2	3	1	Leonard Wheeler, CB 1992-96	5	1	0
Louis Oliver, SS 1994	1	3	0	Wilson Whitley, DT 1977-82	6	1	0
Bo Orlando, FS 1996-97	2	3	0	Dan Wilkinson, DT 1994-97	4	1	0

PARRISH HITS PAYDIRT

The only Bengals player ever to score two touchdowns in a game on returns and/or recoveries is **Lemar Parrish** — and he did it three times.

Parrish, a Bengals cornerback and kick returner from 1970-77, scored two TDs on Nov. 8, 1970 at Buffalo (95-yard kickoff return and 83-yard return of a blocked FG attempt); on Dec. 17, 1972 at Houston (25-yard interception return and 33-yard interception return); and on Oct. 6, 1974 vs. Washington (90-yard punt return and 47-yard fumble return).

BENGALS 100-YARD RUSHERS

DATE	OPP.	PLAYER	ATT	YDS	LG	TD	DATE	OPP.	PLAYER	ATT	YDS	LG	TD
10-27-68	@Oak.	Paul Robinson	17	159	87	1	10-11-87	@Sea.	Marc Logan	16	103	30	1
11-3-68	Hou.	Paul Robinson	21	156	31	1	11-15-87	@Atl.	Larry Kinnebrew	27	100	17	1
11-10-68	K.C.	Paul Robinson	24	115	36	0	10-9-88	NYJ	Ikcey Woods	30	139	21	2
11-17-68	@Mia.	Paul Robinson	22	134	54	3	10-23-88	Hou.	James Brooks	16	102	18	3
10-4-69	@S.D.	Jess Phillips	13	103	49	0	11-6-88	Pitt.	Ikcey Woods	10	110	56	0
11-2-69	Oak.	Jess Phillips	15	120	83	1	11-20-88	@Dall.	James Brooks	16	148	51	1
11-30-69	@Buff.	Paul Robinson	24	117	17	0	11-27-88	Buff.	Ikcey Woods	26	129	17	3
9-20-70	Oak.	Jess Phillips	15	130	76	1	12-4-88	S.D.	Ikcey Woods	19	141	30	2
11-15-70	Cle.	Virgil Carter	9	110	73	0	12-17-88	Wash.	Ikcey Woods	18	115	24	0
11-22-70	Pitt.	Paul Robinson	18	119	24	1	9-17-89	Pitt.	James Brooks	20	113	16	1
9-19-71	Phil.	Essex Johnson	8	113	68	1	10-8-89	@Pitt.	James Brooks	17	127	65	2
12-5-71	@Cle.	Essex Johnson	4	109	86	1	10-29-89	T.B.	James Brooks	17	131	41	1
10-29-72	Hou.	Doug Dressler	19	110	16	1	11-13-89	@Hou.	James Brooks	19	141	58	1
10-29-72	Hou.	Essex Johnson	16	103	19	1	11-26-89	@Buff.	James Brooks	20	105	30	0
9-23-73	Hou.	Essex Johnson	15	131	19	1	11-18-90	Pitt.	James Brooks	20	105	21	0
9-30-73	@S.D.	Essex Johnson	21	121	29	0	12-23-90	Hou.	James Brooks	20	201	56	1
10-14-73	Pitt.	Boobie Clark	28	112	11	1	9-8-91	Hou.	James Brooks	20	101	14	0
10-21-73	K.C.	Boobie Clark	26	104	11	1	9-15-91	@Cle.	James Brooks	18	111	25	0
10-31-76	Cle.	Boobie Clark	21	100	24	2	10-13-91	@Dall.	Harold Green	12	124	75	1
11-21-76	@K.C.	Archie Griffin	13	139	77	1	10-21-91	@Buff.	Harold Green	26	141	28	0
10-23-77	Den.	Pete Johnson	16	108	65	1	11-3-91	Cle.	Harold Green	24	135	29	0
11-5-78	@S.D.	Deacon Turner	16	116	58	0	9-6-92	@Sea.	Harold Green	21	123	52	0
12-17-78	Cle.	Pete Johnson	27	160	25	1	9-20-92	@G.B.	Harold Green	21	101	15	0
10-28-79	Phil.	Archie Griffin	6	103	63	0	11-8-92	@Chi.	Harold Green	25	117	16	0
11-18-79	@Hou.	Pete Johnson	14	113	35	1	11-29-92	Pitt.	Harold Green	16	116	34	0
11-25-79	St.L.	Archie Griffin	17	105	36	0	12-20-92	N.E.	Harold Green	31	190	53	1
10-19-80	Minn.	Pete Johnson	26	115	25	1	9-21-97	@Den.	Ki-Jana Carter	13	104	79	1
11-30-80	@K.C.	Pete Johnson	17	112	57	1	11-2-97	S.D.	Corey Dillon	19	123	71	1
12-7-80	Balt.	Pete Johnson	32	118	9	2	11-30-97	@Phil.	Corey Dillon	19	114	37	0
12-14-80	@Chi.	Pete Johnson	28	134	18	1	12-4-97	Tenn.	Corey Dillon	39	246	59	4
11-1-81	Hou.	Pete Johnson	26	114	15	1	12-14-97	Dall.	Corey Dillon	26	127	14	1
11-29-81	@Cle.	Pete Johnson	21	105	18	2	9-27-98	@Balt.	Corey Dillon	25	116	14	0
11-28-82	L.A. Raiders	Pete Johnson	23	129	19	1	10-18-98	@Tenn.	Corey Dillon	14	124	66	1
10-30-83	G.B.	Pete Johnson	26	112	11	2	11-1-98	Den.	Corey Dillon	35	110	27	0
11-20-83	Hou.	Pete Johnson	30	137	15	2	11-29-98	Jax.	Corey Dillon	16	107	61	0
12-4-83	@Pitt.	Pete Johnson	38	126	16	2	9-26-99	@Car.	Corey Dillon	20	113	30	0
12-11-83	Det.	Pete Johnson	26	118	16	2	10-10-99	@Cle.	Corey Dillon	28	168	38	0
11-18-84	Sea.	Larry Kinnebrew	22	119	12	0	11-28-99	@Pitt.	Corey Dillon	23	120	20	0
9-8-85	Sea.	Larry Kinnebrew	18	101	16	1	12-5-99	S.F.	Corey Dillon	25	133	27	1
9-30-85	@Pitt.	James Brooks	18	133	32	2	12-12-99	Cle.	Corey Dillon	28	192	50	3
11-3-85	@Buff.	Larry Kinnebrew	30	128	10	1	10-1-00	Mia	Corey Dillon	22	110	19	0
12-8-85	Dall.	James Brooks	13	109	32	2	10-22-00	Den.	Corey Dillon	22	278	65	2
9-18-86	@Cle.	James Brooks	14	118	53	0	10-29-00	@Cle.	Corey Dillon	27	137	25	1
10-19-86	Hou.	James Brooks	18	133	24	2	11-26-00	Pitt.	Corey Dillon	23	128	20	2
11-2-86	@Det.	James Brooks	15	120	55	0	12-3-00	Ariz	Corey Dillon	35	216	57	1
12-7-86	@N.E.	James Brooks	18	163	56	1							
12-7-86	@N.E.	Stanley Wilson	16	120	58	1							

TEAM HISTORY

1000-YARD DUOS

Six times in the Bengals' 33-year history the team has had both a 1000-yard rusher and a 1000-yard receiver in the same season:

Year	Rusher	Yds.	Receiver	Yds.
1981	Pete Johnson	1077	Cris Collinsworth	1009
1986	James Brooks	1087	Cris Collinsworth	1024
1988	Ikcey Woods	1066	Eddie Brown	1273
1989	James Brooks	1239	Tim McGee	1211
1998	Corey Dillon	1130	Carl Pickens	1023
1999	Corey Dillon	1200	Darnay Scott	1022

BENGALS 100-YARD RECEIVERS

DATE	OPP.	PLAYER	NO	YDS	LG	TD	DATE	OPP.	PLAYER	NO	YDS	LG	TD
9-15-68	Den.	Bob Trumpy	4	114	58	1	9-28-86	Chi.	Cris Collinsworth	6	115	43	0
9-14-69	Mia.	Eric Crabtree	3	113	69	2	11-9-86	@Hou.	Eddie Brown	9	132	26	0
9-21-69	S.D.	Bob Trumpy	3	118	78	1	11-30-86	@Den.	Cris Collinsworth	8	138	46	2
9-28-69	K.C.	Bob Trumpy	4	100	80	1	12-7-86	@N.E.	James Brooks	6	101	30	0
10-12-69	NYJ	Eric Crabtree	6	133	35	1	12-21-86	NYJ	Rodney Holman	6	129	34	1
10-19-69	Den.	Speedy Thomas	9	155	49	1	11-1-87	Hou.	James Brooks	6	103	46	0
11-9-69	@Hou.	Bob Trumpy	5	159	70	3	11-1-87	Hou.	Cris Collinsworth	8	121	22	0
11-9-69	@Hou.	Eric Crabtree	5	117	70	1	11-8-87	Mia.	Eddie Brown	8	105	21	0
12-14-69	@Den.	Speedy Thomas	7	177	62	1	11-22-87	Pitt.	Tim McGee	8	139	49	0
9-19-71	Phil.	Speedy Thomas	4	122	90	1	12-13-87	@Cle.	Tim McGee	4	117	44	0
11-14-71	@Den.	Bruce Costel	5	102	71	1	12-27-87	@Hou.	Cris Collinsworth	4	119	53	0
12-9-72	Cle.	Chip Myers	8	116	18	0	9-4-88	Hou.	Eddie Brown	6	143	61	1
9-30-73	@S.D.	Essex Johnson	2	116	78	2	9-11-88	@Phil.	Tim McGee	4	114	78	2
10-21-73	K.C.	Isaac Curtis	8	106	21	0	9-25-88	Cle.	Eddie Brown	4	127	46	0
12-9-73	Cle.	Isaac Curtis	5	117	70	3	10-9-88	NYJ	Eddie Brown	5	103	60	2
12-16-73	@Hou.	Isaac Curtis	2	144	77	2	11-6-88	Pitt.	Eddie Brown	7	216	86	2
9-15-74	Cle.	Isaac Curtis	5	117	49	1	12-17-88	Wash.	Eddie Brown	2	115	69	1
11-3-74	@Balt.	Isaac Curtis	5	166	77	2	9-17-89	Pitt.	Tim McGee	6	100	27	0
9-21-75	Cle.	Isaac Curtis	6	127	50	1	10-29-89	T.B.	Tim McGee	5	127	46	2
11-2-75	Pitt.	Charlie Joiner	5	114	34	1	11-19-89	Det.	Tim McGee	11	194	55	1
11-17-75	Buf.	Isaac Curtis	7	139	55	0	12-10-89	Sea.	Tim McGee	7	109	23	1
11-17-75	Buf.	Chip Myers	7	108	30	0	12-17-89	Hou.	Eddie Brown	6	107	35	2
11-23-75	@Cle.	Charlie Joiner	7	200	51	0	12-17-89	Hou.	Tim McGee	6	147	74	1
10-31-76	Cle.	Isaac Curtis	6	116	69	1	12-25-89	@Minn.	Eddie Brown	6	109	34	1
11-14-76	Hou.	Isaac Curtis	4	116	54	1	9-16-90	@S.D.	Eddie Brown	10	178	30	2
12-6-76	@Oak.	John McDaniel	9	201	46	1	9-23-90	N.E.	Tim McGee	6	163	52	0
9-25-77	Sea.	Isaac Curtis	3	100	54	1	10-7-90	@LA Rams	James Brooks	7	109	30	2
11-13-77	@Minn.	Billy Brooks	7	198	94	1	10-7-90	@LA Rams	Rodney Holman	10	161	27	0
12-10-77	Pitt.	Billy Brooks	6	166	57	0	10-7-90	@LA Rams	Tim McGee	8	142	32	0
10-29-78	Hou.	Isaac Curtis	4	130	57	1	10-6-91	Sea.	Eddie Brown	7	117	43	0
11-13-78	Oak.	Isaac Curtis	7	101	25	1	11-10-91	Pitt.	Tim McGee	3	101	52	0
12-17-78	Cle.	Isaac Curtis	7	138	43	0	9-26-93	Sea.	Tony McGee	7	102	37	0
9-9-79	@Buf.	Billy Brooks	6	156	73	1	10-24-93	@Hou.	Carl Pickens	7	127	36	0
9-30-79	@Dall.	Don Bass	8	108	21	1	10-30-94	Dall.	Darnay Scott	4	155	67	2
10-21-79	@Cle.	Don Bass	5	100	50	1	11-6-94	@Sea.	Darnay Scott	7	157	76	0
10-21-79	@Cle.	Isaac Curtis	6	108	49	1	11-13-94	Hou.	Carl Pickens	11	188	50	3
11-4-79	@Balt.	Isaac Curtis	5	144	67	3	11-20-94	Ind.	Carl Pickens	6	103	53	0
11-4-79	@Balt.	Dan Ross	5	102	41	0	11-27-94	@Den.	Carl Pickens	6	132	70	1
12-2-79	@Pitt.	Isaac Curtis	5	119	32	2	12-4-94	Pitt.	Carl Pickens	4	105	56	1
10-19-80	Minn.	Don Bass	7	110	55	1	12-24-94	Phil.	Carl Pickens	9	135	51	1
12-7-80	Balt.	Isaac Curtis	7	176	67	1	9-3-95	@Ind.	Tony McGee	6	118	41	0
9-13-81	@NYJ	Isaac Curtis	5	108	42	0	9-10-95	Jax.	Carl Pickens	5	102	68	1
9-27-81	Buf.	Cris Collinsworth	10	111	23	1	9-24-95	Hou.	Tony McGee	8	109	35	1
10-11-81	@Balt.	Dan Ross	7	106	36	1	9-24-95	Hou.	Darnay Scott	4	125	56	1
11-8-81	@S.D.	Isaac Curtis	8	147	68	1	10-1-95	Mia.	Carl Pickens	9	117	44	3
11-22-81	Den.	Dan Ross	7	123	37	0	10-19-95	@Pitt.	Carl Pickens	8	108	41	1
12-20-81	@Atl.	Cris Collinsworth	5	128	74	1	11-12-95	@Hou.	Carl Pickens	7	108	30	2
9-19-82	@Pitt.	Cris Collinsworth	9	144	35	0	11-19-95	Pitt.	Carl Pickens	8	129	26	1
12-20-82	@S.D.	Cris Collinsworth	9	156	49	1	11-10-96	Pitt.	Carl Pickens	12	103	21	0
1-2-83	@Hou.	Dan Ross	9	101	18	1	11-24-96	Atl.	Carl Pickens	11	176	61	3
10-2-83	Balt.	Cris Collinsworth	9	206	63	1	12-1-96	@Jax.	Carl Pickens	7	109	26	3
10-16-83	@Den.	Cris Collinsworth	7	149	48	0	12-8-96	Balt.	Darnay Scott	8	103	27	0
11-13-83	@K.C.	Cris Collinsworth	7	118	32	1	9-21-97	@Den.	Carl Pickens	8	125	48	0
11-28-83	@Mia.	Isaac Curtis	4	114	80	1	11-30-97	@Phil.	James Hundon	5	118	52	2
11-28-83	@Mia.	Cris Collinsworth	8	127	48	0	12-14-97	Dall.	Darnay Scott	4	112	48	1
12-17-83	@Minn.	Steve Kreider	9	109	21	0	12-21-97	Balt.	Darnay Scott	6	129	77	1
9-2-84	@Den.	Cris Collinsworth	10	141	24	0	9-13-98	@Det.	Darnay Scott	5	130	70	2
9-16-84	@NYJ	M.L. Harris	4	148	80	1	9-27-98	@Balt.	Carl Pickens	7	120	67	2
9-25-84	All.	Cris Collinsworth	6	134	57	2	10-11-98	Pitt.	Carl Pickens	13	204	50	1
9-8-85	Sea.	Cris Collinsworth	4	101	71	0	12-20-98	@Pitt.	Brandon Bennett	3	119	55	0
9-15-85	@St.L.	Eddie Brown	5	106	44	1	12-20-98	@Pitt.	Darnay Scott	7	152	61	1
9-22-85	S.D.	Cris Collinsworth	10	161	26	2	10-10-99	@Cle.	Darnay Scott	8	110	19	0
10-20-85	@Hou.	Eddie Brown	7	124	39	1	11-7-99	@Sea.	Carl Pickens	4	104	75	1
11-10-85	Cle.	Cris Collinsworth	8	135	27	0	11-28-99	@Pitt.	Darnay Scott	4	123	76	1
12-8-85	Dallas	Cris Collinsworth	7	123	58	1	12-5-99	S.F.	Carl Pickens	7	107	37	2
12-22-85	@N.E.	Eddie Brown	5	129	44	1	12-17-00	Jax.	Danny Farmer	5	102	38	0

BENGALS 300-YARD PASSERS

DATE	OPP.	PLAYER	ATT	CMP	YDS	TD	LG	INT
9-21-69	S.D.	Greg Cook	22	14	327	3	78	1
10-27-74	Hou.	Ken Anderson	44	30	352	3	37	1
11-2-75	Pitt.	Ken Anderson	42	19	331	3	35	3
11-17-75	Buf.	Ken Anderson	46	30	447	2	55	0
12-10-77	Pitt.	Ken Anderson	33	15	303	1	57	1
11-13-78	Oak.	Ken Anderson	50	30	388	2	34	4
10-21-79	@Cle.	Ken Anderson	32	20	318	2	50	0
11-4-79	@Balt.	Ken Anderson	28	17	320	3	67	2
9-27-81	Buf.	Ken Anderson	40	28	328	3	23	0
10-18-81	Pitt.	Ken Anderson	28	16	346	2	73	0
11-22-81	Den.	Ken Anderson	37	25	396	3	65	0
9-12-82	Hou.	Ken Anderson	40	29	354	2	50	0
9-19-82	@Pitt.	Ken Anderson	38	27	323	0	35	3
12-20-82	@S.D.	Ken Anderson	56	40	416	2	49	1
1-2-83	@Hou.	Ken Anderson	31	27	323	2	44	0
10-2-83	Balt.	Ken Anderson	31	21	330	3	63	3
11-28-83	@Mia.	Ken Anderson	36	23	342	1	80	2
9-2-84	@Den.	Ken Anderson	49	25	323	0	28	1
9-9-84	K.C.	Ken Anderson	37	24	310	0	35	0
9-16-84	@NYJ	Ken Anderson	22	16	316	2	80	4
9-22-85	S.D.	Boomer Esiason	44	26	320	3	26	2
10-20-85	@Hou.	Boomer Esiason	52	30	381	3	39	3
12-1-85	Hou.	Boomer Esiason	24	18	320	3	64	0
12-15-85	@Wash.	Boomer Esiason	39	22	357	2	56	2
11-16-86	Sea.	Boomer Esiason	33	22	334	1	57	1
11-30-86	@Den.	Boomer Esiason	30	21	306	2	46	1
12-21-86	NYJ	Boomer Esiason	30	23	425	5	49	1
10-25-87	@Pitt.	Boomer Esiason	32	20	303	2	43	2
11-1-87	Hou.	Boomer Esiason	41	26	387	2	47	2
11-22-87	Pitt.	Boomer Esiason	53	30	409	0	49	3
12-6-87	K.C.	Boomer Esiason	44	28	368	2	26	0
12-13-87	@Cle.	Boomer Esiason	39	22	361	1	54	2
9-11-88	@Phil.	Boomer Esiason	32	20	363	4	78	1
10-2-88	@L.A. Raiders	Boomer Esiason	28	21	332	3	37	0
11-6-88	Pitt.	Boomer Esiason	23	16	318	3	86	2
9-17-89	Pitt.	Boomer Esiason	27	16	328	2	45	0
11-19-89	Det.	Boomer Esiason	39	30	399	3	55	1
12-17-89	Hou.	Boomer Esiason	27	20	326	4	74	0
12-25-89	@Minn.	Boomer Esiason	54	31	367	3	65	3
10-7-90	@L.A. Rams	Boomer Esiason	45	31	490	3	32	0
11-10-91	Pitt.	Boomer Esiason	43	32	361	1	52	1
12-22-91	N.E.	Boomer Esiason	40	20	333	3	53	0
11-6-94	@Sea.	Jeff Blake	43	31	387	0	76	1
11-13-94	Hou.	Jeff Blake	33	23	354	4	50	0
9-24-95	Hou.	Jeff Blake	46	24	356	3	56	0
11-24-96	Atl.	Jeff Blake	36	21	349	4	61	0
12-1-96	@Jax.	Jeff Blake	39	23	313	3	48	2
9-7-97	@Balt.	Jeff Blake	45	25	317	1	36	2
11-30-97	@Phil.	Boomer Esiason	47	27	378	4	52	1
9-13-98	@Det.	Neil O'Donnell	36	25	303	2	70	0
12-20-98	@Pitt.	Jeff Blake	36	20	367	1	61	1
12-5-99	S.F.	Jeff Blake	30	21	334	4	58	0

TEAM HISTORY

GO LONG ... REAL LONG

The Bengals record book shows two pass plays of 90 or more yards:

- QB **Ken Anderson** hooked up with WR **Billy Brooks** for a team-record 94-yarder for a touch-down on Nov. 13, 1977 at Minnesota.
- QB **Virgil Carter** connected with WR **Speedy Thomas** for a 90-yard TD strike on Sept. 19, 1971 vs. Philadelphia at Riverfront Stadium.

BENGALS LAST TIMES

BENGALS RETURNED KICKOFF FOR TOUCHDOWN:

Nov. 14, 1999 vs. Tennessee — Tremain Mack, 99 yds.

OPPONENT RETURNED KICKOFF FOR TOUCHDOWN:

Dec. 22, 1996 vs. Indianapolis — Aaron Bailey, 95 yds.

BENGALS RETURNED PUNT FOR TOUCHDOWN:

Dec. 17, 2000 vs. Jacksonville — Peter Warrick, 82 yds.

OPPONENT RETURNED PUNT FOR TOUCHDOWN:

Oct. 3, 1999 vs. St. Louis — Az-Zahir Hakim, 84 yds.

BENGALS RETURNED INTERCEPTION FOR TOUCHDOWN:

Oct. 8, 2000 vs. Tennessee — Darryl Williams, 36 yds.

OPPONENT RETURNED INTERCEPTION FOR TOUCHDOWN:

Nov. 21, 1999 vs. Baltimore — Duane Starks, 43 yds.

BENGALS RECOVERED OPPONENT'S FUMBLE IN END ZONE FOR TOUCHDOWN:

Nov. 16, 1986 vs. Seattle — Eddie Edwards

BENGALS RETURNED OPPONENT'S FUMBLE FOR TOUCHDOWN:

Dec. 20, 1998 at Pittsburgh — Sam Shade, 55 yds.

OPPONENT RECOVERED BENGALS FUMBLE IN END ZONE FOR TOUCHDOWN:

Sept. 26, 1993 vs. Seattle — Rod Stephens

OPPONENT RETURNED BENGALS FUMBLE FOR TOUCHDOWN:

Nov. 26, 2000 vs. Pittsburgh — Jason Gildon, 22 yds.

BENGALS BLOCKED A PUNT:

Nov. 12, 1995 at Houston — Darryl Williams blocked Rich Camarillo punt (safety)

BENGALS RETURNED/RECOVERED BLOCKED PUNT FOR TOUCHDOWN:

Nov. 19, 1989 vs. Detroit — Barney Bussey recovered ball in end zone after Eric Thomas blocked Jim Arnold punt

OPPONENT BLOCKED A PUNT:

Oct. 10, 1999 at Cleveland — James Williams blocked Will Brice punt

OPPONENT RETURNED/RECOVERED BLOCKED PUNT FOR TOUCHDOWN:

Oct. 23, 1994 at Cleveland — Travis Hill recovered ball in end zone after Gerald Dixon blocked Lee Johnson punt

BENGALS BLOCKED FIELD GOAL ATTEMPT:

Oct. 24, 1999 at Indianapolis — Tremain Mack blocked Mike Vanderjagt 37-yd. FG attempt

BENGALS RETURNED BLOCKED FIELD GOAL ATTEMPT FOR TOUCHDOWN:

Nov. 8, 1970 at Buffalo — Lemar Parrish, 83 yds.

OPPONENT BLOCKED A FIELD GOAL ATTEMPT:

Oct. 8, 2000 vs. Tennessee — John Thornton blocked Neil Rackers' 35-yd. FG attempt

OPPONENT RETURNED BLOCKED FIELD GOAL ATTEMPT FOR TOUCHDOWN:

Dec. 1, 1996 at Jacksonville — Mickey Washington, 65 yds.

BENGALS SCORED ON SAFETY:

Oct. 29, 2000 at Cleveland — Offensive holding penalty on Cleveland in own end zone (Vaughn Booker held by Roman Oben)

OPPONENT SCORED ON SAFETY:

Oct. 15, 2000 at Pittsburgh — Scott Mitchell sacked in end zone by Joey Porter

STREAKS TO REMEMBER

The Bengals' record for consecutive made field goals is 13, first set by **Jim Breech** in 1990 and later tied by **Doug Pelfrey** in '93 and '95. But two other Bengals FG streaks are clearly worthy of note:

- While tying the record in 1995, Pelfrey also put together a streak of 19 made FGs in 20 attempts. His only miss among the 20 came on a try of 63 yards just before halftime Oct. 29 vs. Cleveland. Take away that low-percentage attempt, and Pelfrey would have a record-smashing Bengals streak of 19 straight FGs.

- Over the 1973-74 seasons, **Horst Muhlmann** knocked home 14 straight field goals. But three of the kicks came during a 1973 season playoff game against Miami, and postseason games form a separate category in record-keeping.

BENGALS LONGEST PLAYS

(Touchdowns unless noted otherwise)

1. 102 yds. — Louis Breeden — interception at San Diego, 11-8-81
- 102 yds. — Eric Bieniemy — KO return at N.Y. Giants, 10-26-97
3. 99 yds. — Tremain Mack — KO return vs. Tennessee, 11-14-99
4. 98 yds. — Stanford Jennings — KO return at Kansas City, 11-13-88
5. 97 yds. — Darryl Williams — interception vs. Pittsburgh, 11-7-93
- 97 yds. — Willie Shelby — KO return at Cleveland, 10-3-76
- 97 yds. — Tremain Mack — KO return at Baltimore, 9-27-98
8. 96 yds. — Ray Griffin — interception vs. San Diego, 11-11-79
9. 95 yds. — Carl Pickens — punt return at Green Bay, 9-20-92
- 95 yds. — Lemar Parrish — KO return at Buffalo, 11-8-70
11. 94 yds. — *Tim McGee — KO return vs. Minnesota, 10-23-86
- 94 yds. — Ken Anderson to Billy Brooks — pass at Minnesota, 11-13-77
13. 93 yds. — Stanford Jennings — KO return vs. San Francisco, 1-22-89** (Super Bowl XXIII)
14. 90 yds. — Lemar Parrish — punt return vs. Washington, 10-6-74
- 90 yds. — Virgil Carter to Speedy Thomas — pass vs. Philadelphia, 9-19-71
- 90 yds. — David Dunn — KO return vs. Pittsburgh, 11-10-96
17. 88 yds. — Jeff Blake to Darnay Scott — pass at Seattle, 9-17-95
18. 87 yds. — Paul Robinson — rush at Oakland, 10-27-68
19. 86 yds. — Boomer Esiason to Eddie Brown — pass vs. Pittsburgh, 11-6-88
- 86 yds. — Essex Johnson — rush at Cleveland, 12-5-71
- 86 yds. — Craig Yeast — punt return vs. Baltimore, 11-21-99

OPPONENTS LONGEST PLAYS

(Touchdowns unless noted otherwise)

1. 105 yds. — Mercury Morris (Miami) — KO return at Cincinnati, 9-14-69
2. 103 yds. — Bob Gresham (Houston) — KO return at Cincinnati, 9-23-73
3. 100 yds. — Max Anderson (Buffalo) — KO return at Cincinnati, 9-22-68
- 100 yds. — Jon Vaughn (New England) — KO return at Cincinnati, 12-20-92
5. 98 yds. — Darrol Ray (N.Y. Jets) — interception at Cincinnati, 1-9-83**
6. 97 yds. — Darren Lewis (Chicago) — KO return at Chicago, 11-8-92
7. 96 yds. — Carl Roaches (Houston) — KO return at Houston, 10-4-81
- 96 yds. — Bobby Humphrey (N.Y. Jets) — KO return at Cincinnati, 12-21-86
9. 95 yds. — Aaron Bailey (Indianapolis) — KO return at Cincinnati, 12-22-96
- 94 yds. — Herschel Walker (Philadelphia) — KO return at Cincinnati, 12-24-94
11. 93 yds. — Robert Lyles (Houston) — fumble return at Cincinnati, 10-19-86
12. 92 yds. — Eric Metcalf (Cleveland) — punt return at Cincinnati, 9-4-94
- 92 yds. — Bo Jackson (L.A. Raiders) — rush at Los Angeles, 11-5-89
- 92 yds. — *Billy Lefear (Cleveland) — KO return at Cleveland, 11-23-75
15. 90 yds. — Arthur Whittington (Oakland) — KO return at Oakland, 11-9-80
- 90 yds. — *Kendall Williams (Baltimore Colts) — KO return at Cincinnati, 10-2-83
- 90 yds. — Aaron Beasley (Jacksonville) — fumble return at Jacksonville, 11-8-98
18. 88 yds. — *Bo Jackson (L.A. Raiders) — rush at Los Angeles, 12-16-90
- 88 yds. — *Mel Gray (Houston) — KO return at Cincinnati, 10-6-96
20. 87 yds. — Jerry Rhome to Charlie Joiner (Houston) — pass at Houston, 12-13-70
- 87 yds. — Jermaine Lewis (Baltimore) — punt return at Baltimore, 9-27-98

* — not a touchdown; ** — postseason game

A NO-WIN SITUATION

The Bengals' Nov. 9, 1969 game at the Astrodome in Houston is unique in club history. It's the only game nobody won.

Cincinnati played its only regular-season tie that afternoon, catching the Oilers at 31-31 on **Horst Muhlmann's** 18-yard field goal with 0:22 left in the fourth quarter. Regular-season overtime was not in the rule book at that time.

BENGALS TOUGH IN OVERTIME

The Bengals are among the NFL's elite teams in regular-season overtime games, with a 13-7-0 record and .650 winning percentage.

Only Pittsburgh (.675) and Buffalo (.667) have better overtime winning percentages, and only four teams (Denver, Washington, Buffalo, Minnesota) have more total victories. Denver leads the victories list with 15, but the Broncos also have 9 losses with 2 ties.

Former Bengals kicker Jim Breech kicked an NFL-record nine winning field goals in overtime, never missing one in an extra period.

Overtime for regular-season games was instituted in the NFL in 1974.

Listed below is the Bengals' overtime history. Times listed are elapsed time, and the home team is listed in CAPS.

Oct. 30, 1977 — CINCINNATI 13, Houston 10. Bengals win toss. Chris Bahr kicks 22-yard field goal at 5:51.

Sept. 10, 1978 — CLEVELAND 13, Cincinnati 10. Browns win toss. Larry Collins returns kickoff 41 yards to Browns' 47. Don Cockroft kicks 27-yard FG at 4:30.

Sept. 23, 1979 — Houston 30, CINCINNATI 27. Bengals' longest overtime game. Oilers win toss. Houston punts. Chris Bahr's 32-yard field goal attempt is wide right at 8:05. Cliff Parsley's punt downed on Bengals 5. Pat McNally punts and Rich Ellender returns to Bengals 42. Toni Fritsch's third-down, 29-yard field goal attempt hits left upright and bounces through at 14:28.

Dec. 14, 1980 — Cincinnati 17, CHICAGO 14. Bengals win toss. Jim Breech kicks 28-yard field goal at 4:23.

Sept. 27, 1981 — CINCINNATI 27, Buffalo 24. Bills win toss. Greg Carter punts into end zone for touchback. Bengals drive to Bills 10. Jim Breech kicks 28-yard field goal at 9:33.

Sept. 19, 1982 — PITTSBURGH 26, Cincinnati 20. Bengals win toss. Dwayne Woodruff intercepts Ken Anderson pass and returns it 30 yards to Cincinnati 2. Terry Bradshaw completes 2-yard TD pass to John Stallworth on first down at 1:08.

Dec. 2, 1984 — Cincinnati 20, CLEVELAND 17. Browns win toss. John Simmons returns Steve Cox's punt 30 yards to Cleveland 35. Jim Breech kicks 35-yard field goal seven plays later at 4:34.

Sept. 14, 1986 — CINCINNATI 36, Buffalo 33. Bengals' quickest OT victory. Bills win toss. Carl Zander intercepts Jim Kelly's first down pass and returns it to Bills' 17. Jim Breech kicks 23-yard FG two plays later at 0:56.

Dec. 6, 1987 — CINCINNATI 30, Kansas City 27. Bengals win toss. Teams trade punts. Jim Breech kicks 32-yard FG 16 plays later at 9:44.

Dec. 17, 1988 — CINCINNATI 20, Washington 17. Bengals win toss. David Grant recovers Doug Williams' fumble at Redskins' 17. Jim Breech kicks 20-yard field goal three plays later at 7:01.

Oct. 7, 1990 — Cincinnati 34, LOS ANGELES RAMS 31. Rams win toss. Possession exchanged four times. Bengals start scoring drive from their 11 and win on 44-yard FG by Jim Breech at 11:56.

Dec. 9, 1990 — San Francisco 20, CINCINNATI 17. 49ers win toss and drive from their 19 to Bengals six. Mike Cofer kicks 23-yard FG at 6:12.

Nov. 10, 1991 — Pittsburgh 33, CINCINNATI 27. Steelers win toss and are stopped by Bengals on their 29, forcing a punt. Steelers recover Bengals fumble on Pittsburgh 37, then score on 26-yard pass from Neil O'Donnell to Eric Green at 6:32.

Sept. 13, 1992 — CINCINNATI 24, Los Angeles Raiders 21. Raiders win toss; fumble kickoff and Cincinnati's Antoine Bennett recovers at L.A. 21. Jim Breech kicks 34-yard field goal at 1:01.

Nov. 8, 1992 — Cincinnati 31, CHICAGO 28. Bears win toss. Bengals force punt & drive to Bears' 18-yard line. Jim Breech kicks 36-yard FG at 8:39.

Nov. 6, 1994 — Cincinnati 20, SEATTLE 17. Bengals defense stops Seahawks twice, and Jeff Blake passes 76 yards to Darnay Scott on first down to Seahawks 7. Doug Pelfrey kicks 26-yard field goal on first down at 8:14.

Sept. 3, 1995 — Cincinnati 24, INDIANAPOLIS 21. Bengals win toss, and drive 54 yards in 6 plays to set up 47-yard Doug Pelfrey field goal at 2:36. Fourth overtime victory in a row for Cincinnati.

Oct. 29, 1995 — Cleveland 29, CINCINNATI 26. Browns punt, Bengals punt and Browns punt again, all with no first downs. On Bengals' second possession, Dana Hall intercepts Jeff Blake's pass and returns to Bengals' 45. Browns drive 34 yards in 6 plays, setting up Matt Stover's 28-yard FG at 6:30.

Oct. 6, 1996 — Houston 30, CINCINNATI 27. Bengals were unable to make a first down after getting the overtime kickoff, and Houston responded by driving 51 yards in 8 plays to win on Al Del Greco's 49-yard field goal at 4:22.

Sept. 13, 1998 — Cincinnati 34, DETROIT 28. Lions win toss and make one first down to their 40, but Bengals' Corey Sawyer intercepts Scott Mitchell pass on subsequent third down and returns it 58 yards for a touchdown 2:06 into overtime.

ROAD IS SWEET IN OT

Recent Bengals results have shown the home field "advantage" to be no edge at all in overtime games. The visiting team has won the last six overtime games involving Cincinnati, as well as nine of the last 10. In those 10 games, the Bengals are 5-0 as the overtime visitor and 1-4 as the overtime home team.

BENGALS YEAR-BY-YEAR LEAGUE RANKINGS

(Rankings based on average yards per game)

YEAR	Offense			Defense		
	RUSH	PASS	TOT.	RUSH	PASS	TOT.
1968 (AFL)	3	9	8	9	6	8
1969 (AFL)	7	7-T	7	10	7	10
1970	4	21	16	9	25	20
1971	6	14-T	6	13	13	12
1972	14	9	9	12	4	3
1973	7	8	5	8	13	8
1974	12	4	4	22	4	11
1975	17	*1	2	18	2	7
1976	15	13	15	11	3	5
1977	18-T	7	13	13	23	21
1978	18	10	11	19-T	3	10
1979	11	24	23	16	27	28
1980	12	21	19	4	13	9
1981	17	3	2	9	22	12
1982	20	3	2	3	22	18
1983	16	14	14	2-T	3	*1
1984	6-T	13-T	5	11	18	13
1985	12	4	3	15	24	22
1986	2	3	*1	22	10	20
1987	4	9	5	8	14	8
1988	*1	11	*1	18	10	15
1989	*1	111	3	10	9	7
1990	5	15	9	22	26	25
1991	12	11	14	13	28	28
1992	8	27	26	24	25	26
1993	24	27	27	27	2	16
1994	18	18	18	23	9	15
1995	24	11	17	26	29	30
1996	13	12	10	12	29	25
1997	9	13	10	29	21	28
1998	19	17	17	30	12	28
1999	6-T	23	15	16	28	25
2000	2	31	29	24	23	22

T — Tie; * — led league

TEAM HISTORY

BENGALS PLAYOFF RESULTS — Won 5, Lost 7

Season	Date of Game	Opponent	Score	W-L	Playoff Game
1970	December 26	@Baltimore	0-17	L	AFC Divisional Playoff
1973	December 23	@Miami	16-34	L	AFC Divisional Playoff
1975	December 28	@Oakland	28-31	L	AFC Divisional Playoff
1981	January 3, 1982	Buffalo	28-21	W	AFC Divisional Playoff
	January 10, 1982	San Diego	27-7	W	AFC Championship
	January 24, 1982	San Francisco	21-26	L	Super Bowl XVI at Pontiac, Mich.
1982	January 9, 1983	New York Jets	17-44	L	AFC First-Round Playoff
1988	December 31	Seattle	21-13	W	AFC Divisional Playoff
	January 8, 1989	Buffalo	21-10	W	AFC Championship
	January 22, 1989	San Francisco	16-20	L	Super Bowl XXIII at Miami, Fla.
1990	January 6, 1991	Houston	41-14	W	AFC Wild Card Playoff
	January 13, 1991	@L.A. Raiders	10-20	L	AFC Divisional Playoff

BENGALS CHRONOLOGY

Paul Brown, who left the Cleveland Browns following the 1962 season with an NFL record of 115-49-6, seven conference titles, and three NFL championships, had the urge to get back into football. His son Mike did a study on pro football expansion and recommended Cincinnati as a potential site. In 1965, Brown met with Ohio Governor James Rhodes and the two agreed the state could accommodate a second pro football team.

1966 Fearful the Reds baseball team would leave town and feeling pressure from local businessmen pushing for a pro football franchise, Cincinnati's city council approved the construction of Riverfront Stadium.

1967 Brown's group was awarded an AFL expansion franchise. Brown called the team the Bengals, the name of Cincinnati's pro teams in the old AFL of the late 1930s. The Bengals acquired their first player late in the year when they traded two draft picks to Miami for QB John Stofa.

1968 The Bengals were awarded 40 veteran players in the allocation draft. In the college draft, they selected Tennessee center Bob Johnson as their first pick. The Bengals lost their first preseason game, 38-14, to Kansas City, before 21,682 fans at Nippert Stadium. The Bengals upset Denver, 24-10, and Buffalo, 34-23, in their first two regular-season home games. Paul Robinson led the AFL in rushing with 1,023 yards and he was named Rookie of the Year.

1969 Brown drafted quarterback Greg Cook of the Univ. of Cincinnati in the first round. The same draft also produced linebacker Bill Bergey. The Bengals jumped out to a 3-0 record, but finished 4-9-1. Brown was named AFL Coach of the Year. Bergey was honored as the AFL Defensive Rookie of the Year, and Cook won the AFL passing title.

1970 The NFL-AFL merger took place before the season, and the Bengals made their first NFL campaign a memorable one. After losing 6 of their first 7 games, they rallied to finish 8-6 and win the new AFC Central Division. In their first playoff game, they lost, 17-0, to eventual Super Bowl champion Baltimore. QB Greg Cook was forced to the Injured Reserve list in training camp with a shoulder injury that would end his career, and Virgil Carter took over as the starter.

1971 The Bengals drafted QB Ken Anderson in the third round. Anderson would go on to play 16 seasons for the club and set numerous team passing records.

1972 Anderson unseated Carter as the starting QB and the Bengals won three of the last four games to finish 8-6. DT Mike Reid and WR Chip Myers were selected for the Pro Bowl.

1973 The Bengals split their first eight games, then swept their last six and won their second AFC Central Division title. Cincinnati lost to Miami, 34-16, in the AFC playoffs. Rookie Boobie Clark, who finished the year with 988 yards rushing and 45 pass receptions, was named AFC Rookie of the Year. Essex Johnson led Cincinnati with a career-high 997 yards rushing and rookie Isaac Curtis caught 45 passes.

1974 Cincinnati traded Bill Bergey to Philadelphia for two first-round draft choices and a third-round pick in 1977. Jim LeClair replaced Bergey at middle linebacker. Anderson won the NFL passing championship and completed a club-record 64.9 percent of his attempts. Cornerback Lemar Parrish led the NFL in punt returns.

1975 The Bengals opened with six straight wins and went on to post an 11-3 record, their best regular-season mark. The Bengals qualified as the AFC wild card team for the playoffs, but they lost to Oakland, 31-28, in the playoffs. Anderson won his second NFL passing championship. A

serious blow was the loss of defensive tackle Mike Reid, who retired at age 26 to pursue a career in music.

1976 Brown announced his retirement after 41 seasons of coaching and named Bill Johnson, his long-time assistant, as the successor. Brown continued to serve as the club's general manager and vice president. The Bengals acquired defensive end Coy Bacon in a trade with San Diego and drafted halfback Archie Griffin, the two-time Heisman Trophy winner from Ohio State. The Bengals won nine of their first 11 games and finished 10-4, but did not make the playoffs. Cornerback Ken Riley led the AFC with nine interceptions.

1977 A loss to Houston in the final game cost the Bengals a spot in the playoffs. The team finished with an 8-6 record.

1978 QB Ken Anderson missed the first four games with a broken bone in his right hand, and Homer Rice replaced Bill Johnson as head coach after the Bengals started 0-5. The team dipped to marks of 0-8 and 1-12 before rebounding under Rice to win the last three games. In the season finale, the Bengals blasted Cleveland, 48-16, setting series records for points and victory margin.

1979 Fullback Pete Johnson powered his way to 15 touchdowns, but the Bengals struggled to their second straight 4-12 record. After the season, former Cleveland coach Forrest Gregg was named to replace Rice as Bengals head coach.

1980 The Bengals went 6-10 and managed only 244 points, lowest in the AFC. They did upset defending Super Bowl champion Pittsburgh twice. First-round draft choice Anthony Munoz began his Hall of Fame career.

1981 The Bengals unveiled new uniforms with tiger-stripped helmets, jerseys and pants. They had at least a share of the AFC Central lead the entire season and, on December 13, Anderson threw two touchdown passes as the Bengals clinched the division with a 17-10 victory over the Steelers. Anderson led the NFL in passing with a 98.5 rating. On January 3, the Bengals beat Buffalo, 28-21, in an AFC Divisional Playoff game. A week later, playing in their first AFC Championship Game, the Bengals defeated San Diego, 27-7, at Riverfront Stadium in a temperature of nine degrees below zero with a wind-chill factor of minus-59. In Super Bowl XVI on January 24 in Pontiac, Mich., the Bengals trailed 20-0 at halftime and couldn't make up the deficit, losing to San Francisco, 26-21.

1982 The Bengals posted a 7-2 record in a strike-shortened season to earn a postseason berth, but lost to the Jets in the first round of the playoffs, 44-17. Anderson led the AFC in passing for the fourth time as the Bengals boasted the second-best offense in the NFL.

1983 The Bengals started the season by losing six of their first seven games and finished 7-9. Despite the losing record, the Bengals claimed the top overall defense in the NFL. In the off-season, Gregg resigned as head coach and Sam Wyche was named as his replacement.

1984 Pete Johnson was traded to San Diego for running back James Brooks. The Bengals lost their first five games, then bounced back to win eight of the last 11 and force the AFC Central Division championship race into the final week of the season, only to fall a game short of Pittsburgh. Cincinnati finished 8-8.

1985 Wide receiver Isaac Curtis, a premier Bengal for 12 years, retired shortly before training camp opened. Second-year QB Boomer Esiason replaced Ken Anderson. The Bengals set a club scoring record with 441 points.

1986 Boomer Esiason passed for a team-record 3959 yards and James Brooks rushed for 1087 yards as the Bengals

went 10-6, narrowly missing a playoff berth. Linebacker Reggie Williams was selected NFL Man of the Year for his efforts to charity and the community.

1987 The Bengals posted a 4-11 record in a strike-interrupted season. Individual bright spots included Jim Breech leading the AFC in scoring with 97 points, Anthony Munoz being voted to his seventh straight Pro Bowl, and nose tackle Tim Krumrie making his first Pro Bowl.

1988 The Bengals brought about one of the biggest turnarounds in NFL history by rising from their 4-11 finish of 1987 to a 12-4 regular-season record. They won the AFC Central Division title, and defeated Buffalo, 21-10, for the AFC Championship on January 8 (1989). On January 22 (1989), they appeared in their second Super Bowl and lost, 20-16, to San Francisco when the 49ers scored a touchdown with 34 seconds remaining in the game. Coach Sam Wyche's team posted a 14-5 mark in regular and postseason play, best in the NFL. Wyche received numerous honors for his brilliant coaching and nine Bengals were selected for the Pro Bowl — QB Boomer Esiason, NT Tim Krumrie, OT Anthony Munoz, G Max Montoya, TE Rodney Holman, WR Eddie Brown, RB James Brooks, S David Fulcher and CB Eric Thomas. Esiason was voted the NFL's Most Valuable Player. In January of '88, LB Reggie Williams received the "Sportsman of the Year" award from *Sports Illustrated*. Rookie "Ickey" Woods led the Bengals in rushing with 1,066 yards.

1989 The Bengals traded their first round draft choice to Atlanta for three later selections. Hit hard by injuries throughout the season, the Bengals went 8-8 and narrowly missed a spot in the playoffs, despite outscoring the opposition 404-285.

1990 The Bengals posted a 9-7 regular-season record to win the AFC Central Division and move into the playoffs, where they defeated the Houston Oilers, 41-14, before losing to the Los Angeles Raiders; 20-10, in the second round.

1991 Paul Brown, founder of the Bengals and a member of the Pro Football Hall of Fame, died August 5. The Bengals had a 3-13 season record. Dave Shula replaced Sam Wyche as head coach following the season.

1992 The Bengals had a 5-11 record, but Harold Green rushed for 1,170 yards and was selected to play in the Pro Bowl. All-Pro OT Anthony Munoz played his final game.

1993 Quarterback Boomer Esiason was traded to the New Jets for a third-round draft choice. The young Bengals lost their first 10 games before defeating the Raiders. Cincinnati then had wins over the Rams and Falcons in the final weeks of the season to finish 3-13.

1994 The Bengals lost their first eight games of the season. With quarterbacks David Klingler and Erik Wilhelm sidelined with injuries, third-string QB Jeff Blake started in Game 8 against two-time defending Super Bowl champion Dallas and nearly pulled off an upset before losing, 23-20. Blake kept his starting role for the rest of the season, passing for 2,154 yards and 14 TDs. The Bengals finished 3-13.

1995 The Bengals traded up in the first round of the draft for the first time, and selected Penn State RB Ki-Jana Carter with the No. 1 overall pick, obtained from Carolina. Carter suffered a knee injury in the third preseason game and missed his entire rookie season. Nonetheless, the Bengals made a dramatic improvement over the previous four years, going 7-9 with five losses by just three points each. QB Jeff Blake, WR Carl Pickens and PK Doug Pelfrey posted record Bengal seasons; and Blake and Pickens went on to start in the Pro Bowl.

1996 On March 19, Hamilton County voters approved a half-cent sales tax increase to fund two new stadiums, taking a major step to ensure the Bengals' future in Cincinnati. The

team lost six of its first seven games, but Cincinnati's fortunes took a U-turn after offensive coordinator Bruce Coslet was promoted to head coach Oct. 21, replacing Dave Shula. Coslet directed the team to a 7-2 finish, including a 5-0 mark at Cinergy Field, and the final 8-8 record was Cincinnati's first 500-or-better season since 1990. The defense set a team record with 34 interceptions, and CB Ashley Ambrose was named a Pro Bowl starter along with WR Carl Pickens, who caught 100 passes to break his own team reception record.

1997 The Bengals and Hamilton County officials reached agreement on a western riverfront site for a new football stadium, and on May 29, team president Mike Brown signed a lease committing the team through 2026. The team and the county declined to sell naming rights, christening the facility Paul Brown Stadium in honor of the Bengals' founder. The team held training camp in a new complex at Georgetown (Ky.) College, ending its 29-year arrangement at Wilmington (Ohio) College. On the field, the team suffered a 1-7 start but rallied to go 6-2 in the second half and finish 7-9. Rookie HB Corey Dillon rushed for 1129 yards, third-most in club history, and his 246-yard effort vs. Tennessee on Dec. 4 broke Jim Brown's 40-year-old NFL single-game rookie record. Boomer Esiason started the last five games at QB and posted a 106.9 passer rating for the season.

1998 Demolition work for Paul Brown Stadium began early in the year, and official groundbreaking for the new facility was held April 25. HB Corey Dillon rushed for 1130 yards, third-most in team history, and became the first Bengal to top the 1000-yard rushing mark in each of his first two seasons.

1999 Throughout the year, work continued on Paul Brown Stadium, the team's new, state-of-the-art home on the Cincinnati riverfront. But the final season at Cinergy Field was not a success, as the team endured a 1-10 start before rallying to win three of its last five for a 4-12 finish. Corey Dillon rushed his way to the Pro Bowl with 1200 yards, second-most in team history. Kickoff returner Tremaine Mack also made the Pro Bowl, leading the AFC with a club-record average of 27.1 yards per return.

2000 The Paul Brown Stadium era began on Aug. 19, as the Bengals christened Cincinnati's new football showplace with a 24-20 preseason win over the Chicago Bears. WR Peter Warrick scored the first Bengals points in PBS on a 14-yard end-around run in the first quarter. In the stadium's Grand Opening regular-season game Sept. 10 vs. Cleveland, a Cincinnati sports record crowd of 64,006 turned out, but the Browns won the game, 24-7. Rookie WR Ron Dugans scored the first Bengals regular-season points in PBS on a 4-yard TD pass from Akeem Smith. The Bengals drew four other crowds which exceeded the pre-PBS record for a sports crowd in Cincinnati, but the Browns game stood as the new record. On Sept. 25, following an 0-3 start to the season, Bruce Coslet resigned as head coach and was replaced by assistant head coach/defensive coordinator Dick LeBeau. The team finished 4-9 under LeBeau, including 4-6 in the final 10 games and a 2-2 mark in the final four. On Dec. 20, LeBeau signed a multi-year contract to begin in 2001. LeBeau's first victory, on Oct. 22 vs. Denver, featured an NFL-record 278 rushing yards by Corey Dillon, who went on to set a Bengals record of 1435 yards for the season, earning his second straight trip to the Pro Bowl.

EARLY 2001: Head coach Dick LeBeau worked during the off-season to put his own stamp on the team, employing a personal, hands-on style with players. As LeBeau worked to finalize the largest coaching staff in team history, he hired Bob Bratkowski as offensive coordinator and installed linebackers coach Mark Duffner as his defensive coordinator.

Anthony Munoz puts Bengals stamp on Pro Football Hall of Fame



Anthony Munoz, an athletically gifted giant who defined the art of playing offensive tackle in the National Football League, is the first primary Bengals player to gain entry to the Pro Football Hall of Fame. Munoz was inducted, along with four other players, on Aug. 1, 1998, at the Hall of Fame in Canton, Ohio.

Munoz chose his son, Michael, as his presenter for the Hall of Fame induction ceremony. Munoz and his wife, DeDe, also have a daughter, Michelle.

1998 was the first year of Hall eligibility for Munoz, whose final NFL season was 1992 with the Bengals. Including the 2001 class, only 25 percent of Hall inductees have had the honor of first-ballot election (53 of 211).

"Anthony's induction was very gratifying to our organization and to all of our fans," said Mike Brown, Bengals president. "It was particularly so because the selectors recognized Anthony as a truly special player and person who deserved election on his first try. During his playing days, no one in the NFL was better. It's justifiable to consider him as the best offensive lineman ever, and he has conducted his personal and family life in a way that is a great credit to the Bengals and the NFL."

Munoz' off-field efforts earned him the NFL's prestigious Man of the Year Award in 1991.

Munoz was a consensus All-American at the University of Southern California, and the Bengals claimed him with the third overall pick in the 1980 draft, despite the fact some teams considered him damaged goods due to past knee surgery. The move turned out as the best draft gamble in franchise history, as Munoz went on to play 13 Bengals seasons (1980-92), including 11 seasons (1981-91) in

which he was chosen for the AFC-NFC Pro Bowl game. At the time of his retirement (1992), that was the most selections of any player in NFL history. He earned All-Pro honors every season from 1981-91.

Munoz played for the Bengals in each of their Super Bowl appearances, as a second-year player in Super Bowl XVI and as a ninth-year veteran in Super Bowl XXIII.

In 1994, he was one of three offensive tackles named



Photo by AP/Wide World

to the NFL's official 75th Anniversary Team. He joined his fellow tackles from that 75th Anniversary Team — Forrest Gregg and Roosevelt Brown — in the Hall of Fame.

Munoz' exceptional agility and athleticism is reflected by his entry line in the Bengals' all-time pass receiving statistics. He caught seven passes, playing as a tackle-eligible, and four of those catches were for touchdowns.

In six of his 13 Bengals seasons, Munoz earned at least one major award as NFL Offensive Lineman of the Year. One award citation, issued by NFL Alumni, reads: "The NFL has three levels of offensive linemen. The bottom rung is for players aspiring to make the

Pro Bowl. The next step is for those who have earned all-star status. Then there's Anthony Munoz. He's alone at the top, a sure Hall of Famer."

Though there are Hall of Fame members with some Hispanic ancestry, Munoz is generally considered the first player of primarily Hispanic background to gain entry to the Hall. Munoz was born in Ontario, Calif. His parents also are native Californians, and his grandparents were born in Chihuahua, Mexico.

One other Hall of Fame player, wide receiver Charlie

Joiner, has a Bengals connection. But Joiner played the majority of his NFL career with the San Diego Chargers. Paul Brown, founder of the Bengals and the Cleveland Browns, also is in the Hall of Fame, but was inducted before the Bengals' first season.

The other 1998 Hall of Fame inductees were defensive back Paul Krause, wide receiver Tommy McDonald, center Dwight Stephenson and linebacker Mike Singletary.

WHAT THEY'VE SAID ABOUT ANTHONY MUNOZ

- **Ritter Collett**, *Dayton Daily News* columnist: "Anthony Munoz is one of those rare athletes you wish could go on playing forever. Not just because he may be as fine a tackle as ever played in the NFL. Tackles come and go. Quality human beings who put more back into society than they take out are something else."
- Former Bengals head coach **Forrest Gregg**, recalling a pre-draft workout in 1980: "I was pass-rushing him. I put a couple of moves on him and thought I had him set up. But he just jammed me with that big right paw, and I landed right on my rear. I didn't need any more. Right then, I knew we would take him in the draft if he was available. He apologized for knocking me down, but I said, 'Son, don't worry. It was a great move.'"
- **Jim McNally**, Bengals offensive line coach, 1980-94: "The key word is 'athlete.' In the offensive line, you see a lot of guys who are big and strong and fine players, but they're not great athletes. Anthony is a great athlete."
- **Joe Walter**, Bengals OT, 1985-97: "Anthony played great every Sunday for 13 years. Every Monday, I was in the film room, watching him. It was awesome."

CINCINNATI PRO FOOTBALL HISTORY

Cincinnati was home to two other football teams in the National Football League prior to the present-day Bengals.

One of the teams, known as the Cincinnati Celts, was a member of the NFL — then known as the American Professional Football Association — in the league's second season in 1921. That team finished with a 1-3-0 record in their only season.

In 1933, the NFL granted the city another franchise, this time called the Cincinnati Reds. They competed in the league for two seasons before folding. The Reds finished with a 3-6-1 record and fourth place in the league's Western Division in 1933. In 1934, they lost their first eight games before suspending operations. The St. Louis Gunners, an independent team, joined the NFL by buying the Cincinnati franchise and went 1-2 the last three weeks of the season.

It was a third team, however — one which was not a member of the NFL — that eventually proved to be the closest link to today's modern-era team.

In 1937, a team known as the Cincinnati Bengals was formed as a member of the rival American Football League. It was that team's nickname which was later adopted by today's NFL franchise.

The 1937 Bengals finished with a 2-4-2 record in their first year, but the AFL folded after the season. The Bengals continued as an independent team in 1938, playing three

NFL teams that year. They beat the Chicago Bears, 17-13, and the Pittsburgh Pirates, 38-0, and tied the Chicago Cardinals, 7-7.

In 1939, the Bengals joined a new AFL, finishing in second place with a 6-2 record. But again, the league folded after the season.

Once again in 1940, another new AFL emerged, and again the Bengals joined. They recorded 1-7-0 and 1-5-2 marks in 1940 and 1941, respectively. That AFL suffered the fate of the two AFLs before it, folding after the 1941 season as the United States entered World War II. Only this time, the Bengals folded along with it.

Pro football returned to Cincinnati 26 years later in 1967 when Paul Brown headed an ownership group which landed an expansion franchise in the modern-era American Football League. Brown, a Pro Football Hall of Famer who founded and coached the Cleveland Browns from 1946-62, picked the name Bengals for the new team "to give it a link with past professional football in Cincinnati."

Hundreds of names were suggested by fans in an effort to name the new Cincinnati team, the most popular being Buckeyes. It was rejected to avoid confusion with the Ohio State Buckeyes.

The Bengals began play in the AFL in 1968. The AFL merged with the NFL in 1970, and the Bengals have been members ever since.



1938 Cincinnati Bengals

Front row (left to right): 65-Tarz Carlson, 84-Bud Payne, 60-Cole Wilgins, 85-Sig Sigillo, 55-Freddy Wunderlich, 69-Joe Kruse, 14-Blond Blizzard Owen, 80-Norm Cable, 41-Irish Pavkov, 54-Horse Chesney, 64-Pat Howlett, 51-Tiger Martinovich.

Back row: 70-Homer Reynolds, 72-Jug Brown, 75-King Bernard, 73-Socko Wielthe, 88-Bumper McPhail, 61-Earl Warwick, 83-Connie Mack Berry, 81-Phil Bucklew, 82-Bill Muellner, 52-Russ Sweeney, 87-Wild Bill Gerdes, 86-Turk Russ, Coach Dana M. King.

DOUBLING UP

Twice in Bengals history, a Cincinnati player has managed 100-plus yards both rushing and receiving on the same day. **Essex Johnson** was the first, rushing for 121 yards on 21 carries and getting 116 yards on 2 receptions on Sept. 30, 1973 at San Diego. He stood alone in the category until Dec. 7, 1986, when **James Brooks** burned the Patriots at New England for 163 yards on 18 rushes and 101 yards on 6 receptions. Cincinnati won both games.

Bengals opponents also have managed double 100-yard performances twice, and Cincinnati lost both of those games. On Nov. 23, 1975, Cleveland's **Greg Pruitt** had 121 yards on 17 rushes and 106 yards on 7 receptions vs. Cincinnati at Cleveland Stadium. On Sept. 22, 1985, San Diego's **Lionel James** became the only NFL player to record dual 100s at Riverfront Stadium (later renamed Cinergy Field). James had 127 yards on 12 rushes and 118 yards on 5 receptions.

BENGALS IN SUPER BOWL XVI

San Francisco 26, Bengals 21

Jan. 24, 1982, at Pontiac Silverdome

Coach Forrest Gregg's Bengals outgained San Francisco by 81 yards (356-275), marking the first time in the game's history the losing team led in yardage. Cincinnati QB Ken Anderson set Super Bowl records (since surpassed) for completions (25) and completion percentage (73.5), and Anderson's 300 passing yards nearly doubled the 157 by Joe Montana of the 49ers. But Cincinnati suffered four turnovers to San Francisco's one, and three of those giveaways led to 17 first-half points for the 49ers, who led 20-0 at intermission.

Leading 20-7, the 49ers staged a memorable goal-line stand late in the third quarter, stopping the Bengals for no gain on three straight plays from the one-yard line. The Bengals still closed the gap to 20-14 with 10:06 left in the fourth quarter, but the 49ers moved to a 26-14 lead on two Ray Wersching field goals before the Bengals crept within 26-21 on the game's second Anderson-to-Dan Ross TD pass with 16 seconds to play. Dwight Clark's recovery of a Bengals onside kick sealed the victory for San Francisco.

San Francisco	7	13	0	6	—	26
Cincinnati	0	0	7	14	—	21

TEAM	SCORING PLAY	QTR-LEFT
SF	J. Montana 1 run (R. Wersching kick)	1-5:52
SF	E. Cooper 11 pass from J. Montana (R. Wersching kick)	2-6:53
SF	R. Wersching FG 22	2-0:15
SF	R. Wersching FG 26	2-0:02
CIN	K. Anderson 5 run (J. Breech kick)	3-11:25
CIN	D. Ross 4 pass from K. Anderson (J. Breech kick)	4-10:06
SF	R. Wersching FG 40	4-5:25
SF	R. Wersching FG 23	4-1:57
CIN	D. Ross 3 pass from K. Anderson (J. Breech kick)	4-0:16

Missed FG: None. Attendance: 81,270. Time: 3:21

	SAN FRANCISCO	CINCINNATI
First Downs	20	24
Total Net Yards	275	356
Net Yards Rushing	127	72
Net Yards Passing	148	284
Sacks Against-Yards Lost	1-9	5-16
Passes-Completions-Interceptions	22-14-0	34-25-2
Punts-Avg. Yards	4-46.3	3-43.7
Penalties-Yards	8-65	8-57
Fumbles-Lost	2-1	2-2
Time of Possession	32:13	27:47

	RUSHING					RUSHING			
49ERS	Att	Yds	Lg	TD	BENGALS	Att	Yds	Lg	TD
R. Patton	17	55	10	0	P. Johnson	14	36	5	0
E. Cooper	9	34	14	0	C. Alexander	5	17	13	0
J. Montana	6	18	7	1	K. Anderson	4	15	6	1
B. Ring	5	17	7	0	A. Griffin	1	4	4	0
J. Davis	2	5	4	0					
D. Clark	1	-2	-2	0					

	PASSING					PASSING			
49ERS	Att	Cmp	Yds	TD-1	BENGALS	Att	Cmp	Yds	TD-1
J. Montana	22	14	157	1-0	K. Anderson	34	25	300	2-2

	RECEIVING					RECEIVING			
49ERS	No	Yds	Lg	TD	BENGALS	No	Yds	Lg	TD
F. Solomon	4	52	20	0	D. Ross	11	104	16	2
D. Clark	4	45	17	0	C. Collinsworth	5	107	49	0
E. Cooper	2	15	11	1	I. Curtis	3	42	21	0
M. Wilson	1	22	22	0	S. Kreider	2	36	19	0
C. Young	1	14	14	0	P. Johnson	2	8	5	0
R. Patton	1	6	6	0	C. Alexander	2	3	3	0
B. Ring	1	3	3	0					

	INTERCEPTIONS					INTERCEPTIONS			
49ERS	No	Yds	Lg	TD	BENGALS	No	Yds	Lg	TD
D. Hicks	1	27	27	0	none				
E. Wright	1	25	25	0					

BENGALS IN SUPER BOWL XXIII

San Francisco 20, Bengals 16

Jan. 22, 1989, at Joe Robbie Stadium

Commissioner Pete Rozelle termed it the most exciting of the first 23 games in Super Bowl history, and the result regained some respect for the AFC, which had lost the last four games by an average of more than 27 points. But the dominant emotion of the day still was heartbreak for coach Sam Wyche's underdog Bengals, who took a 16-13 lead with 3:20 to play on Jim Breech's 40-yard field goal before succumbing to a 92-yard, 11-play TD drive led by San Francisco QB Joe Montana. John Taylor's game-winning 10-yard TD pass from Montana came with just 34 seconds remaining. Never before had a Super Bowl been won on a TD so late in the game.

The teams were tied 3-3 at halftime, tied again at 6-6 late in the third quarter, and then swapped touchdowns in quick succession. A 93-yard kickoff return by Cincinnati's Stanford Jennings was countered by a four-play San Francisco TD drive. The third of Breech's three field goals gave Cincinnati its third lead of the day before Montana's final heroics saved the day for San Francisco. The victory made San Francisco the first NFC team to win three Super Bowls.

Cincinnati	0	3	10	3	—	16
San Francisco	3	0	3	14	—	20

TEAM	SCORING PLAY	QTR-LEFT
SF	M. Coler FG 41	1-3:14
CIN	J. Breech FG 34	2-1:15
CIN	J. Breech FG 43	3-5:39
SF	M. Coler FG 32	3-0:50
CIN	S. Jennings 93 kickoff return (J. Breech kick)	3-0:34
SF	J. Rice 14 pass from J. Montana (M. Coler kick)	4-14:03
CIN	J. Breech FG 40	4-3:20
SF	J. Taylor 10 pass from J. Montana (M. Coler kick)	4-0:34

Missed FG: M. Coler (SF) 19 L, 49 R. Attendance: 75,129. Time: 3:24

	CINCINNATI	SAN FRANCISCO
First Downs	13	23
Total Net Yards	229	451
Net Yards Rushing	106	112
Net Yards Passing	123	339
Sacks Against-Yards Lost	5-21	4-18
Passes-Completions-Interceptions	25-11-1	36-23-0
Punts-Avg. Yards	5-44.2	4-37.0
Penalties-Yards	7-65	4-32
Fumbles-Lost	1-0	4-1
Time of Possession	32:43	27:17

	RUSHING					RUSHING			
BENGALS	Att	Yds	Lg	TD	49ERS	Att	Yds	Lg	TD
I. Woods	20	79	10	0	R. Craig	17	71	13	0
J. Brooks	6	24	11	0	T. Rathman	5	23	11	0
S. Jennings	1	3	3	0	J. Montana	4	13	11	0
B. Esiason	1	0	0	0	J. Rice	1	5	5	0

	PASSING					PASSING			
BENGALS	Att	Cmp	Yds	TD-1	49ERS	Att	Cmp	Yds	TD-1
B. Esiason	25	11	144	0-1	J. Montana	36	23	357	2-0

	RECEIVING					RECEIVING			
BENGALS	No	Yds	Lg	TD	49ERS	No	Yds	Lg	TD
E. Brown	4	44	17	0	J. Rice	11	215	44	1
C. Collinsworth	3	40	23	0	R. Craig	8	101	40	0
T. McGee	2	23	18	0	J. Frank	2	15	8	0
J. Brooks	1	20	20	0	T. Rathman	1	16	16	0
I. Hillary	1	17	17	0	J. Taylor	1	10	10	1

	INTERCEPTIONS					INTERCEPTIONS			
BENGALS	No	Yds	Lg	TD	49ERS	No	Yds	Lg	TD
none					B. Romanowski	1	0	0	0

1968 FINAL STATISTICS (3-11-0)

Date	W/L	Score	Opponent	Att.	RUSHING	No	Yds	Avg	Lg	TD
Sept. 6	L	13-29	at San Diego	33,687	Robinson	238	1023	4.3	87	8
Sept. 15	W	24-10	Denver	25,049	E. Johnson	26	178	6.8	41	1
Sept. 22	W	34-23	Buffalo	24,045	Smiley	63	146	2.3	31	1
Sept. 29	L	10-31	San Diego	28,642	McVea	9	133	14.8	80	1
Oct. 6	L	7-10	at Denver	41,257	Banks	34	131	3.9	20	0
Oct. 13	L	3-13	at Kansas City	47,096	Wyche	12	74	6.2	21	0
Oct. 20	L	22-24	Miami	25,942	Lamb	17	44	2.6	17	0
Oct. 27	L	10-31	at Oakland	37,083	Salford	1	21	21.0	21	0
Nov. 3	L	17-27	Houston	24,012	Warren	4	17	4.3	12	0
Nov. 10	L	9-16	Kansas City	25,537	Livingston	1	11	11.0	11	0
Nov. 17	W	38-21	at Miami	31,747	Keeling	1	10	10.0	10	0
Nov. 24	L	0-34	Oakland	27,116	Phillips	1	7	7.0	7	0
Dec. 1	L	14-33	at Boston	17,796	Hunt	1	5	5.0	5	1
Dec. 8	L	14-27	at N.Y. Jets	61,111	Washington	1	4	4.0	4	0

TEAM STATISTICS	Bengals	Opponents
TOTAL FIRST DOWNS	171	275
Rushing	85	116
Passing	73	140
Penalty	13	19
TOTAL NET YARDS	3426	4717
Avg. Per Game	244.7	336.9
Total Plays	772	916
Avg. Per Play	4.4	5.1
NET YARDS RUSHING	1807	2097
Avg. Per Game	129.1	149.9
Total Rushes	421	473
NET YARDS PASSING	1619	2620
Avg. Per Game	115.6	187.1
Sacked-Yards Lost	38-277	32-283
Gross Yards	1896	2903
Att. - Completions	313-167	411-212
Completion Pct.	53.4	51.6
Had Intercepted	11	10
PUNTS-AVERAGE	84-40.9	63-44.2
PENALTIES-YARDS	55-586	62-632
FUMBLES-BALL LOST	27-10	19-99
TOUCHDOWNS	25	39
Rushing	14	13
Passing	8	25
Returns	3	1

Score by Periods	1	2	3	4	Total
Bengals	20	49	70	70	215
Opponents	70	78	73	108	329

SCORING	TD-Ru	-Pa-Rt	PAT	FG	S	TP
Livingston	0	0	0	20-20	13-26	0
Robinson	9	8	1	0	-	54
E. Johnson	3	3	0	0	-	18
McVea	3	1	2	0	-	18
Trumpy	3	0	3	0	-	18
Sherman	1	0	1	0	4-4	10
Banks	1	0	1	0	-	6
Beauchamp	1	0	0	1	-	6
Griffin	1	0	0	1	-	6
Hunt	1	1	0	0	-	6
King	1	0	0	1	-	6
Smiley	1	1	0	0	-	6
Gunnay	0	0	0	0	-	1

Bengals	25	14	8	3	24-25	13-27	1	215
Opponents	39	13	25	1	37-39	18-35	2	329

Two-point conversions: None, Bengals 0-1; Opponents 0-0.

Bengals	421	1807	4.3	871	14
Opponents	473	2097	4.4	37	13

RECEIVING	No	Yds	Avg	Lg	TD
Trumpy	37	639	17.3	801	3
Sherman	31	374	12.1	271	3
Robinson	24	128	5.3	681	1
McVea	21	264	12.6	155	2
Smiley	19	86	4.5	17	0
Sallold	16	172	10.8	25	0
Herock	6	75	12.5	22	0
Lamb	4	77	19.3	60	0
Banks	4	15	3.8	13	1
White	2	18	9.0	11	0
E. Johnson	1	33	33.0	33	0
Peterson	1	10	10.0	10	0
Wyche	1	5	5.0	5	0
Bengals	167	1898	11.4	801	8
Opponents	212	2903	13.7	88	25

INTERCEPTIONS	No	Yds	Avg	Lg	TD
Phillips	3	26	8.7	23	0
Beauchamp	2	35	17.5	18	1
King	1	32	32.0	32	1
Gunner	1	20	20.0	20	0
Smith	1	16	16.0	16	0
Hunt	1	15	15.0	15	0
Headrick	1	0	0.0	0	0
Bengals	10	144	14.4	32	2
Opponents	11	79	7.2	21	0

PUNTING	No	Yds	Avg	TB	Lg	B
Livingston	70	3036	43.4	2	66	0
Smith	8	230	28.8	0	45	0
Keelling	6	170	28.3	0	35	0
Bengals	84	3436	40.9	2	66	0
Opponents	63	2782	44.2	-	-	-

PUNT RETURNS	Ret	FC	Yds	Avg	Lg	TD
E. Johnson	22	2	111	5.0	45	
Phillips	2	1	16	8.0	11	0
Spiller	2	4	51	25.5	40	0
Williams	2	0	14	7.0	13	0
King	1	0	3	3.0	3	0
Robinson	1	0	1	1.0	1	0
Bengals	30	7	196	6.5	45	0
Opponents	41	-	252	6.1	-	-

PASSING	Att	Cmp	Yds	Cmp %	Yds/Att	TD	TD %	INT	Int %	Lg	Sack-Lost	Rat	
Sista	177	85	896	48.0	5.06	1	5	2.8	5	2.8	60	17-140	60.8
Warren	80	47	506	58.8	6.33	1	1	3.4	5.0	451	10-60	60.0	
Keely	55	35	494	63.6	9.0	2	6.2	0	0	80	11	89.5	
Wheeler		1	0	0.0	0.00	0	0.0	0.0	0.0	0	0	39.6	
Bengals	313	167	1896	53.4	6.06	8	2.6	11	3.5	801	38-277	85.7	
Opponents	411	212	2903	51.6	7.06	25	6.1	10	2.4	382	32-283	84.6	

USUAL STARTERS

OFFENSE		DEFENSE	
SE	Warren McVea,	LE	Jim Griffin
	Saint Salford	LDT	Andy Rice
LT	Ernie Wright	RDT	Bill Staley
LG	Dave Middelendorf	RE	Harry Gunner
C	Bob Johnson	LLB	Al Beauchamp
RG	Pat Malson	MLB	Sherrill Headrick
RT	Howard Fest	RLB	Frank Buncom
TE	Bob Trumpy	LHB	Fletcher Smith
FL	Rod Sherman	RHB	Charlie King
QB	John Stola	LS	Jess Phillips
RB	Paul Robinson	RS	Bobby Hunt
RB	Tom Smiley		

KICKOFF RETURNS	No	Yds	Avg	Lg	TD
McVea	14	310	22.1	30	0
E. Johnson	14	266	19.0	31	0
Banks	6	106	17.7	24	0
Williams	5	112	22.4	33	0
Spiller	5	91	18.2	28	0
Peterson	3	80	26.7	30	0
Robinson	3	58	19.3	22	0
Phillips	1	23	23.0	23	0
McClure	1	11	11.0	11	0
Randall	1	11	11.0	11	0
Salfoid	1	0	0.0	0	0
Bengals	54	1068	19.8	33	0
Opponents	40	977	24.4	100	0

FIELD GOALS	1-19	20-29	30-39	40-49	50+
Livingston	4-6	5-7	3-6	1-6	0-1
Sherman	0-0	0-0	0-1	0-0	0-0
Bengals	4-6	5-7	3-7	1-6	0-1

FIELD GOAL ATTEMPTS BY GAME:

Livingston: (35G, 22G) (49G, 43N) (30B, 32N, 11G, 39G) (41N, 21G, 37N) (44N, 52N) (15G) (19N) (49N, 37G) (28G, 42N, 16N) (29G, 23G, 16G, 28B, 27N) (12G) (-) (-) (-). **Sherman:** (-) (-) (-) (-) (-) (-) (-) (-) (-) (-) (-) (-) (-) (-) (-) (-).

TEAM HISTORY

1969 FINAL STATISTICS (4-9-7)

Date	W/L	Score	Opponent	Att.	RUSHING	No	Yds	Avg	Lg	TD
Sept. 14	W	27-21	Miami	25,335	Phillips	118	578	4.9	83	3
Sept. 21	W	34-20	San Diego	26,243	Robinson	160	489	3.1	24	4
Sept. 26	W	24-19	Kansas City	27,812	Cook	25	148	5.9	30	1
Oct. 4	L	14-21	at San Diego	52,748	Wyche	12	107	8.9	22	1
Oct. 12	L	7-21	N.Y. Jets	27,927	Turner	23	105	4.6	34	0
Oct. 19	L	23-30	Denver	27,920	E. Johnson	15	54	3.6	13	0
Oct. 26	L	22-42	at Kansas City	50,934	Livingston	1	18	18.0	18	0
Nov. 2	W	31-17	Oakland	27,927	Thomas	4	16	4.0	16	1
Nov. 9	T	31-31	at Houston	45,298	Lamb	5	8	1.6	7	0
Nov. 16	L	14-25	Boston	25,913	Bengals	363	1523	4.2	83	10
Nov. 23	L	7-40	at N.Y. Jets	62,128	Opponents	523	2651	5.1	80	13
Nov. 30	L	13-16	at Buffalo	35,122						
Dec. 7	L	17-37	at Oakland	54,427						
Dec. 14	L	16-27	at Denver	42,198						

TEAM STATISTICS	Bengals	Opponents
TOTAL FIRST DOWNS	172	278
Rushing	66	135
Passing	95	130
Penalty	11	13
TOTAL NET YARDS	3868	5337
Avg. Per Game	276.3	381.2
Total Plays	728	935
Avg. Per Play	5.3	5.7
NET YARDS RUSHING	1523	2651
Avg. Per Game	108.8	189.4
Total Rushes	363	523
NET YARDS PASSING	2345	2686
Avg. Per Game	167.5	191.9
Sacked-Yards Lost	57-375	16-180
Gross Yards	2720	2866
Att.-Completions	308-163	396-205
Completion Pct.	52.9	51.8
Had Intercepted	15	21
PUNTS-AVERAGE	85-38.8	55-41.4
PENALTIES-YARDS	50-556	72-824
FUMBLES-BALL LOST	30-25	19-16
TOUCHDOWNS	33	42
Rushing	10	13
Passing	22	24
Returns	1	5

Score by Periods	1	2	3	4	Tot
Bengals	48	92	72	68	280
Opponents	78	120	68	91	367

SCORING	TD-Ru	Pa-Rt	PAT	FG	S	TP	
Muhlmann	0	0	0	32-33	16-24	0 80	
Trumpy	9	0	9	0	-	0 54	
Crabtree	7	0	7	0	-	0 42	
Robinson	4	4	0	0	-	0 24	
Thomas	4	1	3	0	-	0 24	
Phillips	3	3	0	0	-	0 18	
Myers	2	0	2	0	-	0 12	
Cook	1	1	0	0	-	0 6	
Coslet	1	0	1	0	-	0 6	
Gunner	1	0	1	0	-	0 6	
Wyche	1	1	0	0	-	0 6	
TEAM	0	0	0	0	-	1 2	
Bengals	33	10	22	1	32-33	16-24	1 280
Opponents	42	13	24	5	41-42	24-46	1 367
Two-point conversions: None; Bengals 0-0; Opponents 0-0.							

PASSING	Att	Cmp	Yds	Cmp %	Yds/Att	TD	%	INT	%	Lg	Sack-Lost	Rat
Cook	197	106	1854	53.8	9.41	15	7.6	11	5.6	78	29-195	88.3
Wyche	108	54	838	50.0	7.76	7	6.5	4	3.7	80	28-180	82.3
Livingston	2	2	15	100.0	7.50	0	0.0	0	0.0	17	0-0	97.9
Gehrke	1	1	13	100.0	13.00	0	0.0	0	0.0	13	0-0	118.8
Bengals	308	163	2720	52.9	8.83	22	7.1	15	4.9	80	57-375	86.5
Opponents	396	205	2866	51.8	7.24	24	6.1	21	5.3	71	16-180	73.5

USUAL STARTERS

OFFENSE	DEFENSE
WR Eric Crabtree	LE Royce Berry
LT Ernie Wright	LDT Andy Rice
LG Ernie Park	RDT Bill Staley
C Bob Johnson	RE Steve Chomyszak
RG Pat Matson	LLB Al Beauchamp
Guy Dennis	MLB Bill Bergoy
RT Howard Fest	RLB Bill Peterson
TE Bob Trumpy	LCB Fletcher Smith
WR Speedy Thomas	RCB Ken Riley
QB Greg Cook	LS Al Coleman
RB Paul Robinson	RS Bobby Hunt
RB Jess Phillips	

KICKOFF RETURNS	No	Yds	Avg	Lg	TD
E. Johnson	16	362	22.6	51	0
Riley	14	334	23.9	40	0
Guillory	8	170	21.3	28	0
Robinson	5	168	33.6	74	0
Lamb	5	64	12.8	19	0
Phillips	3	52	17.3	29	0
Turner	3	15	5.0	13	0
Gunner	1	0	0.0	0	0
Bengals	55	1165	21.2	74	0
Opponents	39	1065	27.3	105	1

FIELD GOALS	1-19	20-29	30-39	40-49	50+
Muhlmann	6-6	5-5	3-4	1-3	1-6
Bengals	6-6	5-5	3-4	1-3	1-6

FIELD GOAL ATTEMPTS BY GAME:	
Muhlmann: (21G, 21G) (17G, 598, 50N, 23G) (38G) (50B) (51N, 47N) (10G) (35G, 27G) (16G, 37N) (18G) (55N) (-) (16G, 45N, 26G) (50G) (30G, 14G, 43G).	

PUNT RETURNS	Ret	FC	Yds	Avg	Lg	TD
E. Johnson	17	6	85	5.0	17	0
Thomas	4	3	15	3.8	12	0
Coleman	1	0	0	0.0	0	0
Guillory	1	0	0	0.0	0	0
King	0	0	35	-	35	0
Gehrke	0	1	0	-	0	0
Bengals	23	10	135	5.9	35	0
Opponents	39	-	297	7.6	-	0

*Lateral

1970 FINAL STATISTICS (3-6-0)

USUAL STARTERS

OFFENSE		DEFENSE	
WR	Eric Crabtree	LE	Royce Berry
	Chip Myers	LDT	Mike Reid
LT	Ernie Wright	RODT	Steve Chomyszak
LG	Rufus Mayes	RE	Ron Carpenter
C	Bob Johnson	LLB	Al Beauchamp
RG	Pat Matson	MLB	Bill Bergery
RT	Mike Wilson	RLB	Ken Avery
TE	Bob Trumpy	LCB	Lemar Parrish
WR	Speedy Thomas	RCB	Ron Riley
QB	Virgil Carter	LS	Fletcher Smith
RB	Paul Robinson	RS	Ken Dyer
RB	Jess Phillips		Al Coleman

Date	W/L	Score	Opponent	Alt.	RUSHING	No	Yds	Avg	Lg	TD
Sept. 20	W	31-21	Oakland	56,616	Phillips	163	648	4.0	761	4
Sept. 27	L	3-38	at Detroit	58,202	Robinson	149	622	4.2	261	6
Oct. 4	L	13-20	Houston	55,094	E. Johnson	65	273	4.2	26	2
Oct. 11	L	27-30	at Cleveland	83,520	Carter	34	246	7.2	73	2
Oct. 18	L	19-27	Kansas City	57,265	Wyche	19	118	6.2	23	2
Oct. 25	L	10-20	at Washington	50,415	Dressler	18	77	4.3	17	0
Nov. 2	L	10-21	at Pittsburgh	38,968	Lamb	6	35	5.8	16	0
Nov. 8	W	43-14	at Buffalo	43,587	Crabtree	3	23	7.7	16	0
Nov. 15	W	14-10	Cleveland	60,007	Lewis	2	8	4.0	7	0
Nov. 22	W	34-7	Pittsburgh	59,276	Thomas	2	7	3.5	13	0
Nov. 29	W	26-6	New Orleans	59,342	Bengals	461	2057	4.5	761	16
Dec. 6	W	17-14	at San Diego	41,461	Opponents	418	1543	3.7	36	11
Dec. 13	W	30-20	at Houston	34,435	RECEIVING	No	Yds	Avg	Lg	TD
Dec. 20	W	45-7	Boston	60,157	Myers	32	542	16.9	561	1

TEAM STATISTICS		Bengals	Opponents
TOTAL FIRST DOWNS		210	236
Rushing		100	87
Passing		97	131
Penalty		13	18
TOTAL NET YARDS		3927	4178
Avg. Per Game		280.5	298.4
Total Plays		831	874
Avg. Per Play		4.7	4.8
NET YARDS RUSHING		2057	1543
Avg. Per Game		146.9	110.2
Total Rushes		461	418
NET YARDS PASSING		1870	2635
Avg. Per Game		133.6	188.2
Sacked-Yards Lost		31-227	28-250
Gross Yards		2097	2885
Att.-Completions		339-172	428-209
Completion Pct.		50.7	48.8
Had Intercepted		11	23
PUNTS-AVERAGE		79-46.2	80-43.8
PENALTIES-YARDS		71-831	81-784
FUMBLES-ALL LOST		22-12	28-16
TOUCHDOWNS		34	31
Rushing		16	11
Passing		12	18
Returns		6	2

Score by Periods	1	2	3	4	Total
Bengals	56	111	85	00	312
Opponents	49	82	52	72	255

SCORING	TD	Ru	Pa	Rl	PAT	FG	S	TP
Muhlmann	0	0	0	0	33-33	25-37	0	108
Robinson	7	6	1	0	-	-	0	42
Phillips	5	4	1	0	-	-	0	30
E. Johnson	4	2	2	0	-	-	0	24
Parrish	3	0	0	3	-	-	0	18
Berry	2	0	0	2	-	-	0	12
Carter	2	2	0	0	-	-	0	12
Crabtree	2	0	2	0	-	-	0	12
Thomas	2	0	2	0	-	-	0	12
Trumpy	2	0	2	0	-	-	0	12
Wyche	2	2	0	0	-	-	0	12
Beauchamp	1	0	0	1	-	-	0	6
Coslet	1	0	1	0	-	-	0	6
Myers	1	0	1	0	-	-	0	6
Bengals	34	16	12	6	33-34	25-37	0	312
Opponents	31	11	18	2	31-31	12-24	1	255

PASSING	Att	Cmp	Yds	Cmp %	Yds/Att	TD	%	INT	%	Lg	Sack-Lost	Rat
Carter	278	143	1647	51.4	5.92	9	3.2	9	3.2	561	21-154	66.9
Wyche	57	26	411	45.6	7.21	3	5.3	2	3.5	511	10-73	73.1
Lewis	4	3	39	75.0	9.75	0	0.0	0	0.0	18	0-0	105.2
Bengals	339	172	2097	50.7	6.19	12	3.5	11	3.2	561	31-227	68.4
Opponents	428	209	2885	48.8	6.74	18	4.2	23	5.4	871	28-250	62.5

FIELD GOALS	1-19	20-29	30-39	40-49	50+
Muhlmann	4-4	5-7	9-11	3-9	4-6
Bengals	4-4	5-7	9-11	3-9	4-6

FIELD GOAL ATTEMPTS BY GAME:	
Muhlmann:	(43N, 38G, 51N) (35G) (51G, 36G, 23B) (23G, 39N, 50G) (35N, 42G, 22N, 47N, 50G) (52N) (43G, 47N) (36G, 43G, 22G, 30G, 13G) (-) (13G, 17G) (11G, 35G, 34G, 22G, 49N) (45N, 40B, 53G) (25G, 30G, 25G) (37G).

INTERCEPTIONS	No	Yds	Avg	Lg	TD
Parrish	5	28	5.6	19	0
Riley	4	17	4.3	14	0
Dyer	3	45	15.0	22	0
Bergery	3	35	11.7	26	0
Graham	3	31	10.3	31	0
Smith	3	17	5.7	17	0
Avery	1	5	5.0	5	0
Beauchamp	1	2	2.0	2	0
Bengals	23	180	7.8	31	0
Opponents	11	150	13.6	37	0

PUNTING	No	Yds	Avg	TB	Lg	TD
Lewis	79	3551	46.2	9	63	0
Bengals	79	3551	46.2	9	63	0
Opponents	80	3505	43.8	-	61	-

PUNT RETURNS	Ret	FC	Yds	Avg	Lg	TD
Parrish	23	15	194	8.4	79	1
E. Johnson	7	1	72	10.3	36	0
Thomas	4	10	20	5.0	11	0
Graham	1	2	41	41.0	41	0
Robinson	1	0	0	0.0	0	0
Smith	1	0	0	0.0	0	0
Bengals	37	28	327	8.8	79	1
Opponents	48	11	392	8.2	63	2

KICKOFF RETURNS	No	Yds	Avg	Lg	TD
Parrish	16	482	30.1	95	1
Robinson	14	363	25.9	36	0
E. Johnson	3	68	22.7	31	0
Dressler	4	48	12.0	22	0
Lamb	2	41	20.5	21	0
Bengals	39	1002	25.7	95	1
Opponents	33	774	23.5	51	0

1970 SEASON PLAYOFF STATISTICS (0-1)

Date W/L Score Opponent Att.
Dec. 26* L 0-17 at Baltimore 51,127
*AFC Divisional Playoff

TEAM STATISTICS	Bengals	Opponent
TOTAL FIRST DOWNS	7	15
Rushing	2	12
Passing	5	3
Penalty	0	0
3rd Down: Made-Alt.	3-14	6-14
3rd Down Pct.	21.4	42.9
4th Down: Made-Alt.	0-1	0-0
4th Down Pct.	0.0	—
POSSESSION AVG.	NA	NA
TOTAL NET YARDS	139	299
Avg. Per Game	139.0	299.0
Total Plays	46	66
Avg. Per Play	3.0	4.5
NET YARDS RUSHING	63	170
Avg. Per Game	63.0	170.0
Total Rushes	22	47
NET YARDS PASSING	76	129
Avg. Per Game	76.0	129.0
Sacked-Yards Lost	3-17	2-16
Gross Yards	93	145
Alt.-Completions	21-8	17-6
Completion Pct.	38.1	35.3
Had Intercepted	1	0
PUNTS-AVERAGE	8-39.1	6-38.3
Net Punting Avg.	35.6	37.3
PENALTIES-YARDS	1-5	6-63
FUMBLES-BALLS LOST	1-0	0-0
TOUCHDOWNS	0	2
Rushing	0	2
Passing	0	2
Returns	0	0

Score by Periods	1	2	3	4	OT	Tot
Bengals	0	0	0	0	—	0
Opponent	7	3	0	7	—	17

SCORING	TD-Ru-Pa-Rt	K-PAT	FG	S	TP			
(None)								
Bengals	0 0 0 0	0-0	0-0	0 0				
Opponent	2 0 2 0	2-2	1-3	0 17				
RUSHING	No	Yds	Avg	Lg	TD			
Robinson	5	25	5.0	9	0			
Carter	2	16	8.0	9	0			
Phillips	10	12	1.2	4	0			
Lewis	3	10	3.3	9	0			
E. Johnson	2	0	0.0	3	0			
Bengals	22	63	2.9	9	0			
Opponent	47	170	3.6	17	0			
RECEIVING	No	Yds	Avg	Lg	TD			
Myers	4	66	16.5	25	0			
Phillips	2	12	6.0	6	0			
Thomas	1	9	9.0	9	0			
E. Johnson	1	6	6.0	6	0			
Bengals	8	93	11.6	29	0			
Opponent	6	145	24.2	53	2			
INTERCEPTIONS	No	Yds	Avg	Lg	TD			
(None)								
Bengals	0	0	—	—	0			
Opponent	1	0	0.0	0	0			
PUNTING	No	Yds	Avg	Net	TB	In20	Lg	8
Lewis	8	313	39.1	35.6	0	1	53	0
Bengals	8	313	39.1	35.6	0	1	53	0
Opponent	6	230	38.3	37.3	0	0	45	0
PUNT RETURNS	Ret	FC	Yds	Avg	Lg	TD		
Parrish	2	1	6	3.0	3	0		
Thomas	0	2	0	—	—	0		
Bengals	2	3	6	3.0	3	0		
Opponent	7	0	28	4.0	10	0		

KICKOFF RETURNS	No	Yds	Avg	Lg	TD
Robinson	2	29	14.5	24	0
Lamb	1	17	17.0	17	0
Bengals	3	46	15.3	24	0
Opponent	1	0	0.0	0	0

FIELD GOALS	1-19	20-29	30-39	40-49	50+
Muhlmann	0-0	0-0	0-0	0-0	0-1
Bengals	0-0	0-0	0-0	0-0	0-1
Opponent	0-0	0-0	0-0	1-2	0-1

FIELD GOAL ATTEMPTS:

Muhlmann: (50B).

Opponent: (50B, 44G, 44N).

DEFENSE/SPECIAL TEAMS/MISC. DEF.

Player	Tkl	Asst	Tot	Sks-Yds	PD	FF	FR-Yds
Bergey	7	7	14	0-0	0	NA	0-0
Chomyszak	5	6	11	1-8	1	NA	0-0
Avery	5	4	9	0-0	0	NA	0-0
Beauchamp	6	2	8	0-0	0	NA	0-0
Berry	4	4	8	1-8	1	NA	0-0
Dyer	3	5	8	0-0	0	NA	0-0
Reid	6	1	7	0-0	0	NA	0-0
Carpenter	4	2	6	0-0	0	NA	0-0
Parrish	4	0	4	0-0	1	NA	0-0
Smith	3	0	3	0-0	0	NA	0-0
Roman	2	1	3	0-0	0	NA	0-0
Baccaglio	2	0	2	0-0	0	NA	0-0
Lamb	1	1	2	0-0	0	NA	0-0
Guillory	1	0	1	0-0	0	NA	0-0
E. Johnson	1	0	1	0-0	0	NA	0-0
Peterson	1	0	1	0-0	0	NA	0-0
Riley	0	1	1	0-0	2	NA	0-0

Blocked Kicks: Bergey (1 blocked FG).

PASSING	Att	Cmp	Yds	Cmp %	Yds/Att	TD	INT	Int %	Lg	Sack-Lost	Rat	
Carter	20	7	64	35.0	3.20	0	0.0	1	5.0	16	3-17	23.8
Wyche	1	1	29	100.0	29.00	0	0.0	0	0.0	29	0-0	118.8
Bengals	21	8	93	38.1	4.43	0	0.0	1	4.8	29	3-17	32.4
Opponent	17	6	145	35.3	8.53	2	11.8	0	0.0	53	2-16	106.3

1971 FINAL STATISTICS (4-10-0)

Date	W/L	Score	Opponent	Att.	RUSHING	No	Yds	Avg	Lg	TD
Sept. 19	W	37-14	Philadelphia	55,880	Willis	135	590	4.4	36	7
Sept. 26	L	10-21	at Pittsburgh	48,448	E. Johnson	85	522	6.1	861	4
Oct. 3	L	17-20	at Green Bay	56,263	Phillips	94	420	4.5	31	0
Oct. 10	L	13-23	Miami	60,099	Robinson	49	213	4.3	17	1
Oct. 17	L	24-27	Cleveland	60,284	Dressler	54	204	3.8	13	1
Oct. 24	L	27-31	at Oakland	54,699	Anderson	22	125	5.7	16	1
Oct. 31	L	6-10	at Houston	37,947	Carter	8	42	5.3	19	0
Nov. 7	L	6-9	Atlanta	59,604	Lamb	5	13	2.6	7	0
Nov. 14	W	24-10	at Denver	51,200	Durko	1	7	7.0	7	0
Nov. 21	W	28-13	Houston	59,390	Lewis	6	6	1.0	9	0
Nov. 28	W	31-0	San Diego	59,580	Crabtree	1	1	1.0	1	0
Dec. 5	L	27-31	at Cleveland	82,705	Thomas	2	-1	-0.5	0	0
Dec. 12	L	13-21	Pittsburgh	60,022	Bengals	462	2142	4.6	861	14
Dec. 19	L	21-35	at N.Y. Jets	63,151	Opponents	446	1778	4.0	631	11

TEAM STATISTICS	Bengals	Opponents	RECEIVING	No	Yds	Avg	Lg	TD
TOTAL FIRST DOWNS	236	213	Trumpy	40	531	13.3	44	3
Rushing	109	93	Myers	27	286	10.6	20	1
Passing	115	102	Willis	24	223	9.3	29	0
Penalty	12	18	Thomas	22	327	14.9	901	2
TOTAL NET YARDS	4266	3906	Phillips	22	125	5.7	19	1
Avg. Per Game	304.7	279.0	Coslet	21	356	17.0	711	4
Total Plays	867	811	Dressler	19	145	7.6	26	0
Avg. Per Play	4.9	4.8	E. Johnson	14	258	18.4	671	2
NET YARDS RUSHING	2142	1778	Crabtree	14	102	7.3	22	2
Avg. Per Game	153.0	127.0	Robinson	8	47	5.9	16	0
Total Rushes	462	446	Marshall	2	18	9.0	10	0
NET YARDS PASSING	2124	2128	Kelly	1	9	9.0	9	0
Avg. Per Game	151.7	152.0	Bengals	214	2427	11.3	901	15
Sacked-Yards Lost	40-303	30-254	Opponents	157	2382	15.2	741	19
Gross Yards	2427	2382	INTERCEPTIONS	No	Yds	Avg	Lg	TD
Att.-Completions	365-214	335-157	Parrish	7	105	15.0	651	1
Completion Pct.	58.6	46.9	Beauchamp	6	53	8.8	181	1
Had Intercepted	11	27	Riley	5	22	4.4	21	0
PUNTS-AVERAGE	73-44.7	73-40.9	Durko	4	46	11.5	25	0
PENALTIES-YARDS	82-921	72-722	Bergey	1	16	16.0	16	0
FUMBLES-BALL LOST	29-12	21-12	Peterson	1	16	16.0	16	0
TOUCHDOWNS	32	32	Coleman	1	15	15.0	15	0
Rushing	14	11	Craig	1	0	0.0	0	0
Passing	15	19	Smith	1	0	0.0	0	0
Returns	3	2	Bengals	27	273	10.1	651	2

Score by Periods

	1	2	3	4	Tot
Bengals	58	64	91	71	284
Opponents	44	71	48	102	265

SCORING TD-Ru-Pa-Ri PAT FG S TP

Muhlmann	0	0	0	0	31-31	20-36	0	91
Willis	7	7	0	0	-	-	0	42
E. Johnson	6	4	2	0	-	-	0	36
Coslet	4	0	4	0	-	-	0	24
Trumpy	3	0	3	0	-	-	0	18
Crabtree	2	0	2	0	-	-	0	12
Parrish	2	0	0	2	-	-	0	12
Thomas	2	0	2	0	-	-	0	12
Anderson	1	1	0	0	-	-	0	6
Beauchamp	1	0	0	1	-	-	0	6
Dressler	1	1	0	0	-	-	0	6
Myers	1	0	1	0	-	-	0	6
Phillips	1	0	1	0	-	-	0	6
Robinson	1	1	0	0	-	-	0	6
Carter	0	0	0	0	1	-	0	1
Bengals	32	14	15	3	32-32	20-36	0	284
Opponents	32	11	19	2	31-32	14-22	0	265

PASSING	Att	Cmp	Yds	Cmp %	Yds/Att	TD	INT	Int %	Lg	Sack-Lost	Rat	
Carter	222	138	1624	62.2	7.32	10	4.5	7	3.2	901	13-122	86.2
Anderson	131	72	777	55.0	5.93	5	3.8	4	3.1	44	23-159	72.6
Lewis	10	3	18	30.0	1.80	0	0.0	0	0.0	13	4-22	39.6
Willis	2	1	8	50.0	4.00	0	0.0	0	0.0	8	0-0	60.4
Bengals	365	214	2427	58.6	6.65	15	4.1	11	3.0	901	40-303	79.8
Opponents	335	157	2382	46.9	7.11	19	5.7	27	8.1	741	30-254	56.1

USUAL STARTERS

OFFENSE	DEFENSE
WR Eric Crabtree;	LE Rnyce Berry
Chip Myers	LDT Mike Rod
LT Ernie Wright;	ROT Steve Chomyszak
Rufus Mayes	RE Ron Carpenter
LG Howard Fest	LLB Al Beauchamp
C Bob Johnson	MLB Bill Bergey
RG Pat Matson	RLB Ken Avery
RT Vernon Holland	LGB Lemar Parrish
TE Bob Trumpy;	RCB Ken Riley
Bruce Coslet	LS Fletcher Smith;
WR Speedy Thomas;	Neal Craig
Bob Trumpy	RS Sandy Durko
QB Virgil Carter	
RB Paul Robinson	
RB Jess Phillips	

KICKOFF RETURNS

Robinson	18	335	18.6	37	0
Parrish	13	296	22.8	30	0
Willis	4	81	20.3	32	0
Phillips	2	49	24.5	31	0
Lamb	2	42	21.0	25	0
E. Johnson	2	40	20.0	21	0
Dressler	1	20	20.0	20	0
Kelly	1	0	0.0	0	0
Bengals	43	863	20.1	37	0
Opponents	39	1024	26.3	-	0

FIELD GOALS

Muhlmann	6-6	5-8	4-9	4-10	1-3
Bengals	6-6	5-8	4-9	4-10	1-3

FIELD GOAL ATTEMPTS BY GAME

Muhlmann: (26G, 34N, 36G, 35G) (45N, 33G, 51N) (26G) (16G, 27N, 9G) (12G) (11G, 37B, 36G) (45G, 46G, 27N, 32N) (30N, 51G, 24G) (14G, 48N) (-) (40G, 35N, 43N) (52N, 46G, 24G) (27N, 18G, 22G) (43N, 49N, 44N).

1972 FINAL STATISTICS (8-6-0)

Date	W/L	Score	Opponent	Att.
Sept. 17	W	31-7	at New England	60,999
Sept. 24	W	15-10	Pittsburgh	54,292
Oct. 1	L	6-27	at Cleveland	81,564
Oct. 8	W	21-10	Denver	55,812
Oct. 15	W	23-16	at Kansas City	79,068
Oct. 22	L	12-15	at Los Angeles	73,385
Oct. 29	W	30-7	Houston	59,409
Nov. 5	L	17-40	at Pittsburgh	50,350
Nov. 12	L	14-20	Oakland	49,485
Nov. 19	L	19-20	Baltimore	48,512
Nov. 26	W	13-3	at Chicago	55,701
Dec. 3	W	13-10	N.Y. Giants	59,523
Dec. 9	L	24-27	Cleveland	59,524
Dec. 17	W	61-17	at Houston	32,482

TEAM STATISTICS	Bengals	Opponents
TOTAL FIRST DOWNS	255	207
Rushing	112	98
Passing	122	92
Penalty	21	17
TOTAL NET YARDS	4317	3552
Avg. Per Game	308.4	253.7
Total Plays	899	794
Avg. Per Play	4.8	4.5
NET YARDS RUSHING	1996	1815
Avg. Per Game	142.6	129.6
Total Rushes	491	406
NET YARDS PASSING	2321	1737
Avg. Per Game	165.8	124.1
Sacked-Yards Lost	24-192	38-296
Gross Yards	2513	2033
Att.-Completions	384-219	350-167
Completion Pct.	57.0	47.7
Had Intercepted	11	20
PUNTS-AVERAGE	66-42.1	64-42.4
PENALTIES-YARDS	76-739	69-581
FUMBLES-BALL LOST	28-18	30-9
TOUCHDOWNS	31	24
Rushing	16	11
Passing	10	11
Returns	5	2

Score by Periods	1	2	3	4	Tot
Bengals	36	62	99	102	299
Opponents	37	79	42	71	229

SCORING	TD	Ru	Pa	Rt	PAT	FG	S	TP
Muhlmann	0	0	0	0	30-31	27-40	0	111
Dressler	7	6	1	0	—	—	0	42
E. Johnson	6	4	2	0	—	—	0	36
Anderson	3	3	0	0	—	—	0	18
Myers	3	0	3	0	—	—	0	18
Parrish	3	0	0	3	—	—	0	18
Carter	2	2	0	0	—	—	0	12
Trumpy	2	0	2	0	—	—	0	12
Casanova	1	0	0	1	—	—	0	6
Coslet	1	0	1	0	—	—	0	6
Craig	1	0	0	1	—	—	0	6
Phillips	1	1	0	0	—	—	0	6
Thomas	1	0	1	0	—	—	0	6
White	0	0	0	0	—	—	1	2
Bengals	31	16	10	5	30-31	27-40	1	299
Opponents	24	11	11	2	23-24	20-29	1	229

PASSING	Att	Cmp	Yds	Cmp %	Yds/Att	TD	%	INT	%	Lg	Sack-Lost	Rat
Anderson	301	171	1918	56.8	6.37	7	2.3	7	2.3	651	18-155	74.0
Carter	82	47	579	57.3	7.06	3	3.7	4	4.9	36	6-37	71.1
Willis	1	1	16	100.0	16.00	0	0.0	0	0.0	16	0-0	118.8
Bengals	384	219	2513	57.0	6.54	10	2.6	11	2.9	651	24-192	73.6
Opponents	350	167	2033	47.7	5.81	11	3.1	20	5.7	68	38-296	52.7

USUAL STARTERS

OFFENSE	DEFENSE
WR Speedy Thomas	LE Royce Barry
LT Stan Walters	LDT Mike Reid
LG Howard Fost	RDt Steve Chomyszak
C Bob Johnson	RE Sherman White
RG Pat Malson	LLB Al Beauchamp
RT Vernon Holland	MLB Bill Bengey
TE Bob Trumpy	RLB Ken Avery
WR Chip Myers	LCB Lemar Parrish
QB Ken Anderson	RCB Ken Riley
RB Essex Johnson	LS Neal Craig
RB Doug Dressler	RS Tommy Casanova

FIELD GOALS	1-19	20-29	30-39	40-49	50+
Muhlmann	6-7	6-10	9-12	5-8	1-3
Bengals	6-7	6-10	9-12	5-8	1-3

FIELD GOAL ATTEMPTS BY GAME:

Muhlmann: (51B, 38G) (32G, 20G, 32G, 34G, 41G) (14G, 26G, 28N, 30N) (49N) (46G, 16G, 12G) (25G, 26N, 21N, 17N) (10G, 42G, 33G) (37G) (21B, 35B) (25G, 40G) (39G, 14G, 39N) (50N, 27G, 40N, 47N, 18G) (31G) (51G, 46G, 24G, 32G).

RECEIVING	No	Yds	Avg	Lg	TD
Myers	57	792	13.9	42	3
Trumpy	44	500	11.4	38	2
Dressler	39	348	8.9	33	1
E. Johnson	29	420	14.5	651	2
Thomas	17	171	10.1	18	1
Phillips	10	50	5.0	15	0
Willis	9	46	5.1	10	0
Joiner	8	133	16.6	25	0
Coslet	5	48	9.6	17	1
Buie	1	5	5.0	5	0
Bengals	219	2513	11.5	651	10
Opponents	167	2033	12.2	681	11

INTERCEPTIONS	No	Yds	Avg	Lg	TD
Casanova	5	108	21.6	33	0
Parrish	5	90	18.0	331	2
Adams	3	44	14.7	19	0
Riley	3	0	0.0	0	0
Craig	2	76	38.0	631	1
Beauchamp	1	8	8.0	8	0
Jackson	1	0	0.0	0	0
Bengals	20	326	16.3	631	3
Opponents	11	70	6.4	28	0

PUNTING	No	Yds	Avg	TB	Lg	B
Lewis	66	2777	42.1	6	80	0
Bengals	66	2777	42.1	6	80	0
Opponents	84	3559	42.4	—	62	0

PUNT RETURNS	Ret	FC	Yds	Avg	Lg	TD
Casanova	30	19	289	9.6	661	1
Parrish	15	2	141	9.4	511	1
E. Johnson	2	0	7	3.5	7	0
Bengals	47	21	437	9.3	661	2
Opponents	26	16	152	5.8	54	0

KICKOFF RETURNS	No	Yds	Avg	Lg	TD
Jackson	21	509	24.2	62	0
Parrish	15	348	23.2	45	0
Joiner	5	88	17.6	25	0
Casanova	1	34	34.0	34	0
Lewis	1	15	15.0	15	0
E. Johnson	1	13	13.0	13	0
Dennis	1	11	11.0	11	0
Kelly	1	0	0.0	0	0
Bengals	46	1018	22.1	62	0
Opponents	44	984	22.4	34	0

1973 FINAL STATISTICS (10-4-0)

Date	W/L	Score	Opponent	Alt.	RUSHING	No	Yds	Avg	Lg	TD
Sept. 16	L	10-28	at Denver	49,059	E. Johnson	195	997	5.1	46	4
Sept. 23	W	24-10	Houston	51,823	Clark	254	988	3.9	26	8
Sept. 30	W	20-13	at San Diego	46,733	Elliott	22	122	5.5	15	1
Oct. 7	L	10-17	at Cleveland	70,805	Anderson	26	97	3.7	17	0
Oct. 14	W	19-7	Pittsburgh	55,819	Wilson	10	39	3.9	11	0
Oct. 21	W	14-6	Kansas City	56,397	Morrison	3	11	3.7	8	0
Oct. 28	L	13-20	at Pittsburgh	45,761	Lewis	3	-7	-2.3	5	0
Nov. 4	L	10-38	at Dallas	54,944	Curtis	2	-11	-5.5	1	0
Nov. 11	W	16-13	at Buffalo	76,927	Bengals	515	2236	4.3	46	13
Nov. 18	W	20-14	N.Y. Jets	55,745	Opponents	459	1807	3.9	52	15
Nov. 25	W	42-24	St. Louis	50,918	RECEIVING	No	Yds	Avg	Lg	TD
Dec. 2	W	27-0	Minnesota	57,859	Curtis	45	843	18.7	77	9
Dec. 9	W	34-17	Cleveland	58,266	Clark	45	347	7.7	39	0
Dec. 16	W	27-24	at Houston	21,955	Trumpy	29	435	15.0	53	5

TEAM STATISTICS	Bengals	Opponents
TOTAL FIRST DOWNS	252	219
Rushing	124	109
Passing	108	97
Penalty	20	13
TOTAL NET YARDS	4512	3705
Avg. Per Game	322.3	264.6
Total Plays	871	840
Avg. Per Play	5.2	4.4
NET YARDS RUSHING	2236	1807
Avg. Per Game	159.7	129.1
Total Rushes	515	459
NET YARDS PASSING	2276	1898
Avg. Per Game	162.6	138.6
Sacked-Yards Lost	24-163	43-342
Gross Yards	2439	2240
Att.-Completions	332-180	330-182
Completion Pct.	54.2	53.8
Had Intercepted	12	18
PUNTS-AVERAGE	68-41.0	77-41.7
PENALTIES-YARDS	83-799	78-710
FUMBLES-BALL LOST	25-14	31-16
TOUCHDOWNS	32	27
Rushing	13	15
Passing	18	9
Returns	1	3

Score by Periods	1	2	3	4	Tot
Bengals	39	100	79	68	286
Opponents	50	61	58	62	231

SCORING	TD	Ru	Pa	Rt	PAT	FG	S	TP
Muhlmann	0	0	0	0	31-32	21-31	0	94
Curtis	9	0	0	0	-	-	0	54
Clark	8	8	0	0	-	-	0	48
E. Johnson	7	4	3	0	-	-	0	42
Trumpy	5	0	5	0	-	-	0	30
Elliott	2	1	1	0	-	-	0	12
Parrish	1	0	0	1	-	-	0	6
Bengals	32	13	18	1	31-32	21-31	0	286
Opponents	27	15	9	3	27-27	14-23	0	231

PASSING	Alt	Cmp	Yds	Cmp %	Yds/Alt	TD	%	INT	%	Lg	Sack-Lost	Rat
Anderson	329	179	2428	54.4	7.38	18	5.5	12	3.6	78	24-163	81.2
Cook	3	1	11	33.3	3.67	0	0.0	0	0.0	11	0-0	45.1
Bengals	332	180	2439	54.2	7.35	18	5.4	12	3.6	78	24-163	80.9
Opponents	338	182	2240	53.8	6.63	9	2.7	18	5.3	67	43-342	61.3

USUAL STARTERS

OFFENSE	DEFENSE
WR Tim George,	LE Royce Berry
Charlie Joiner,	LDT Mike Reid
Chip Myers	RDt Ron Carpenter
LT Rufus Mayes	RE Sherman White
LG Howard Fest	LLB Al Beauchamp
C Bob Johnson	MLB Bill Bergey
RG Pat Matson	RLB Ron Pritchard
RT Vernon Holland	LCB Lamar Parrish
TE Bob Trumpy	RCB Ken Riley
WR Isaac Curtis	LS Neal Craig
QB Ken Anderson	RS Tommy Casanova
HB Essex Johnson	
FB Boobie Clark	

KICKOFF RETURNS	No	Yds	Avg	Lg	TD
Jackson	21	520	24.8	41	0
Wilson	8	173	21.6	27	0
Parrish	7	143	20.4	29	0
Lewis	2	40	20.0	27	0
Coslet	1	0	0.0	0	0
Bengals	39	876	22.5	41	0
Opponents	42	1170	27.9	103	1

FIELD GOALS	1-19	20-29	30-39	40-49	50+
Muhlmann	5-5	6-7	5-9	4-6	1-4
Bengals	5-5	6-7	5-9	4-6	1-4

FIELD GOAL ATTEMPTS BY GAME:
Muhlmann: (21G) (39N, 27G, 51N) (42N, 34N, 26N) (38G) (41G, 20G, 52N, 20G, 19G) (32N, 57N) (41G, 17G) (29G) (35G, 33N, 36G, 47N, 33G) (16G, 51G) (-) (22G, 38G) (45G, 10G) (40G, 11G).

1973 SEASON PLAYOFF STATISTICS (0-1)

Date: W/L Score Opponent Alt.
Dec. 23: L 16-34 at Miami 74,651
*AFC Divisional Playoff

TEAM STATISTICS	Bengals	Opponent
TOTAL FIRST DOWNS	11	27
Rushing	5	18
Passing	6	9
Penalty	0	0
3rd Down: Made-Att.	5-14	10-14
3rd Down Pct.	35.7	71.4
4th Down: Made-Att.	0-0	0-0
4th Down Pct.	-	-
POSSESSION AVG.	NA	NA
TOTAL NET YARDS	194	400
Avg. Per Game	194.0	400.0
Total Plays	50	71
Avg. Per Play	3.9	5.6
NET YARDS RUSHING	97	241
Avg. Per Game	97.0	241.0
Total Rushes	20	52
NET YARDS PASSING	97	159
Avg. Per Game	97.0	159.0
Sacked-Yards Lost	3-16	0-0
Gross Yards	113	159
Att.-Completions	27-14	19-11
Completion Pct.	51.9	57.9
Had Intercepted	1	2
PUNTS-AVERAGE	7-36.3	2-49.0
Net Punting Avg.	32.6	36.0
PENALTIES-YARDS	2-19	1-5
FUMBLES-BALLS LOST	0-0	2-1
TOUCHDOWNS	1	4
Rushing	0	2
Passing	0	2
Returns	1	0

Score by Periods	1	2	3	4	OT	Tot
Bengals	3	13	0	0	-	16
Opponent	14	7	10	3	-	34

SCORING	TD-Ru	Pa-Ri	K-PAT	FG	S	TP
Muhlmann	0	0	0	1-1	3-3	0-10
Craig	1	0	0	1	-	0-6
Bengals	1	0	0	1-1	3-3	0-16
Opponent	4	2	2	0	4-4	2-34

RUSHING	No	Yds	Avg	Lg	TD
Clark	7	40	5.7	15	0
Anderson	3	26	8.7	22	0
E. Johnson	2	17	8.5	14	0
Elliott	7	15	2.1	5	0
Curtis	1	-1	-1.0	-1	0
Bengals	20	97	4.9	22	0
Opponent	52	241	4.6	27	2

RECEIVING	No	Yds	Avg	Lg	TD
Elliott	9	53	5.9	16	0
Joiner	2	33	16.5	18	0
Clark	2	18	9.0	12	0
Curtis	1	9	9.0	9	0
Bengals	14	113	8.1	18	0
Opponent	11	159	14.5	48	2

INTERCEPTIONS	No	Yds	Avg	Lg	TD
Craig	1	45	45.0	45	1
Casanova	1	0	0.0	0	0
Bengals	2	45	22.5	45	1
Opponent	1	19	19.0	19	0

PUNTING	No	Yds	Avg	Net	TD	In20	Lg	B
Lewis	7	254	36.3	32.6	1	0	50	0
Bengals	7	254	36.3	32.6	1	0	50	0
Opponent	2	98	49.0	36.0	0	0	54	0

PUNT RETURNS	Ret	FC	Yds	Avg	Lg	TD
Casanova	1	0	15	15.0	15	0
Parrish	1	0	11	11.0	11	0
Bengals	2	0	26	13.0	15	0
Opponent	2	4	6	3.0	4	0

KICKOFF RETURNS	No	Yds	Avg	Lg	TD
Parrish	1	25	25.0	25	0
Jackson	1	17	17.0	17	0
Bengals	2	42	21.0	25	0
Opponent	2	14	7.0	14	0

FIELD GOALS	1-19	20-29	30-39	40-49	50+
Muhlmann	1-1	1-1	0-0	1-1	0-0
Bengals	1-1	1-1	0-0	1-1	0-0
Opponent	0-0	0-0	0-0	1-1	1-1

FIELD GOAL ATTEMPTS:
Muhlmann: (24G, 46G, 12G).
Opponent: (50G, 46G).

DEFENSE/SPECIAL TEAMS/MISC. DEF.								
Player	TKI	Ast	Tot	Sks-Yds	PD	FF	Yds	FR
Bergay	7	5	12	0-0	0	NA	0-0	
Carpenlet	7	5	12	0-0	0	NA	0-0	
Beauchamp	9	2	11	0-0	0	NA	0-0	
Casanova	9	1	10	0-0	0	NA	0-0	
Berry	5	1	6	0-0	0	NA	0-0	
Riley	4	1	5	0-0	0	NA	0-0	
Avary	3	2	5	0-0	0	NA	0-0	
Craig	3	2	5	0-0	0	NA	0-0	
Parrish	3	2	5	0-0	0	NA	0-0	
Pritchard	3	2	5	0-0	0	NA	0-0	
White	5	0	5	0-0	1	NA	0-0	
Adams	1	0	1	0-0	0	NA	0-0	
Dalentine	1	0	1	0-0	0	NA	0-0	
Jackson	1	0	1	0-0	0	NA	0-0	
LeClair	1	0	1	0-0	0	NA	1-0	
Trumpy	1	0	1	0-0	0	NA	0-0	
Reid	0	1	1	0-0	0	NA	0-0	

Blocked kicks: None.

PASSING	Att	Cmp	Yds	Cmp %	Yds/Att	TD	%	INT	%	Lg	Sack-Lost	Ret
Anderson	27	14	113	51.9	4.19	0	0.0	1	3.7	18	3-16	47.3
Bengals	27	14	113	51.9	4.19	0	0.0	1	3.7	18	3-16	47.3
Opponent	19	11	159	57.9	8.37	2	10.5	2	10.5	48	0-0	80.7

1974 FINAL STATISTICS (7-7-0)

USUAL STARTERS

Date	W/L	Score	Opponent	Att.	RUSHING	No	Yds	Avg	Lg	TD
Sept. 15	W	33-7	Cleveland	53,113	Davis	72	375	5.2	29	0
Sept. 22	L	17-20	San Diego	61,178	Elliott	68	345	5.1	26	1
Sept. 29	W	21-3	at San Francisco	49,895	Anderson	43	314	7.3	20	2
Oct. 6	W	28-17	Washington	56,175	B. Clark	99	312	3.2	22	5
Oct. 13	W	34-24	at Cleveland	70,897	Dressler	72	255	3.5	17	2
Oct. 20	L	27-30	at Oakland	51,821	Williams	58	238	4.1	18	3
Oct. 27	L	17-24	Houston	55,434	Curtis	8	62	7.8	20	0
Nov. 3	W	24-14	at Baltimore	36,110	E. Johnson	19	44	2.3	11	0
Nov. 10	W	17-10	Pittsburgh	57,532	Joiner	4	20	5.0	8	0
Nov. 17	L	3-20	at Houston	44,054	W. Clark	1	8	8.0	8	1
Nov. 24	W	33-6	Kansas City	49,777	McDaniel	1	5	5.0	5	0
Dec. 2	L	3-24	at Miami	71,962	Bengals	445	1978	4.4	29	14
Dec. 8	L	19-23	Detroit	45,159	Opponents	497	2152	4.3	54	16
Dec. 14	L	3-27	at Pittsburgh	42,878						

TEAM STATISTICS	Bengals	Opponents
TOTAL FIRST DOWNS	250	256
Rushing	115	127
Passing	131	109
Penalty	14	20
TOTAL NET YARDS	4489	3942
Avg. Per Game	320.6	281.6
Total Plays	835	892
Avg. Per Play	5.4	4.4
NET YARDS RUSHING	1978	2152
Avg. Per Game	141.3	153.7
Total Rushes	445	497
NET YARDS PASSING	2511	1790
Avg. Per Game	179.4	127.9
Sacked-Yards Lost	37-293	36-320
Gross Yards	2804	2110
All-Completions	353-224	359-186
Completion Pct.	63.5	51.8
Had Intercepted	13	9
PUNTS-AVERAGE	66-40.9	81-37.8
PENALTIES-YARDS	78-653	77-640
FUMBLES-BALL LOST	27-18	33-10
TOUCHDOWNS	36	30
Rushing	14	16
Passing	18	13
Returns	4	1

Score by Periods	1	2	3	4	Total
Bengals	50	95	60	78	283
Opponents	37	63	70	89	259

SCORING	TD	Ru	Pa	Rt	PAT	FG	S	TP
Muhlmann	0	0	0	0	32-35	11-15	0	65
Curtis	10	0	10	0	-	-	0	60
B. Clark	6	5	1	0	-	-	0	36
Williams	4	3	1	0	-	-	0	24
Parrish	3	0	0	3	-	-	0	18
Anderson	2	2	0	0	-	-	0	12
Dressler	2	2	0	0	-	-	0	12
Elliott	2	1	1	0	-	-	0	12
Trumpy	2	0	2	0	-	-	0	12
W. Clark	1	1	0	0	-	-	0	6
E. Johnson	1	0	1	0	-	-	0	6
Joiner	1	0	1	0	-	-	0	6
Maddox	1	0	0	1	-	-	0	6
Myers	1	0	1	0	-	-	0	6
Carpenter	0	0	0	0	-	-	1	2
Bengals	36	14	18	4	32-36	11-18	0	283
Opponents	30	16	13	1	28-30	17-22	0	259

RECEIVING	No	Yds	Avg	Lg	TD
Myers	32	383	12.0	22	1
Curtis	30	633	21.1	77	10
Dressler	29	196	6.8	23	0
Joiner	24	390	16.3	65	1
B. Clark	23	194	8.4	23	1
Trumpy	21	330	15.7	41	2
Davis	19	171	9.0	32	0
Elliott	18	187	10.4	28	1
Williams	13	98	7.5	19	1
E. Johnson	8	85	10.6	27	1
McDaniel	2	79	39.5	60	0
Coslet	2	24	12.0	18	0
Jackson	1	22	22.0	22	0
Chandler	1	9	9.0	9	0
B. Johnson	1	3	3.0	3	0
Bengals	224	2804	12.5	77	18
Opponents	186	2110	11.3	64	13

INTERCEPTIONS	No	Yds	Avg	Lg	TD
Riley	5	33	6.6	19	0
Casanova	2	26	13.0	26	0
Beauchamp	1	34	34.0	34	0
Jackson	1	17	17.0	17	0
Bengals	9	110	12.2	34	0
Opponents	13	140	10.8	40	0

PUNTING	No	Yds	Avg	TB	Lg	8
Green	66	2701	40.9	10	53	0
Bengals	66	2701	40.9	10	53	0
Opponents	81	3061	37.8	-	-	-

PUNT RETURNS	Ret	FC	Yds	Avg	Lg	TD
Casanova	24	2	265	11.0	74	0
Parrish	18	1	338	18.8	90	2
Blackwood	10	3	29	2.9	11	0
Bengals	52	6	632	12.2	90	2
Opponents	41	-	457	11.1	-	0

OFFENSE	DEFENSE
WR Isaac Curtis	LE Ken Johnson
LT Rufus Mayes	LDT Mike Reid
LG Howard Fast	RDT Ron Carpenter
C Bob Johnson	RE Sherman White
RG John Shinniers	LLB Al Beauchamp
Pat Matson	MLB Doug Adams
RT Stan Walters	Jim LeClair
TE Bob Trumpy	Ken Avery
WR Charlie Joiner	RLB Ron Parrish
QB Ken Anderson	LCB Lemar Parrish
RB Charles Davis	RCB Ken Riley
RB Boobie Clark	LS Bernard Jackson
	RS Tommy Casanova

KICKOFF RETURNS	No	Yds	Avg	Lg	TD
Jackson	29	682	23.5	45	0
Davis	12	243	20.3	28	0
McDaniel	3	64	21.3	24	0
Casanova	1	48	48.0	48	0
Parrish	2	36	18.0	21	0
Williams	2	33	16.5	22	0
Dressler	3	32	10.7	18	0
Blackwood	1	17	17.0	17	0
Elliott	1	2	2.0	2	0
Bengals	54	1157	21.4	48	0
Opponents	55	1198	21.8	-	0

FIELD GOALS	1-19	20-29	30-39	40-49	50+
Muhlmann	1-1	2-2	5-9	3-6	0-0
Bengals	1-1	2-2	5-9	3-6	0-0

FIELD GOAL ATTEMPTS BY GAME:
Muhlmann: (32G) (34N, 34G) (-) (-) (45N) (-)
(-) (40B, 18G, 33B) (30G) (28G, 46N) (39N) (29G)
(42G, 34G, 40G, 47G) (38B, 32G)

TEAM HISTORY

PASSING	Att	Cmp	Yds	Cmp %	Yds/Att	TD	INT	Lg	Sack-Lost	Rat
Anderson	328	213	2667	64.9	8.13	18	5.5	10	3.0	77.1
W. Clark	22	9	98	40.9	4.45	0	0.0	3	13.6	19
Green	2	1	22	50.0	11.00	0	0.0	0	0.0	22
Elliott	1	1	17	100.0	17.00	0	0.0	0	0.0	17
Bengals	353	224	2804	63.5	7.94	18	5.1	13	3.7	77.1
Opponents	359	226	2110	51.8	5.88	13	3.6	9	2.5	64

1975 FINAL STATISTICS (11-3-0)

USUAL STARTERS

OFFENSE		DEFENSE	
WR	Isaac Curtis	LE	Ken Johnson
LT	Rufus Mayes	LD	Bob Brown
LG	Howard Fess	RT	Ron Carpenter
C	Bob Johnson	RE	Sherman White
RG	Dave Lapham	LLB	Al Beauchamp
RT	Vernon Holland	MLB	Jim LeClair
TE	Bob Trumpy	RLB	Ron Pritchard
WR	Charlie Joiner	LCB	Lemar Parrish
QB	Ken Anderson	RCB	Ken Riley
HB	Stan Fritts	LS	Tommy Casanova
DE	Linell Elliott	RS	Bernard Jackson
FB	Boobie Clark		

KICKOFF RETURNS	No	Yds	Avg	Lg	TD
Jackson	25	587	23.5	39	0
Elliott	13	272	20.9	46	0
Parrish	4	114	28.5	64	0
McDaniel	3	69	23.0	26	0
Cousins	1	0	0.0	0	0
Bengals	46	1042	22.7	64	0
Opponents	66	1558	23.6	-	0

FIELD GOALS	1-19	20-29	30-39	40-49	50+
Green	1-1	5-8	1-7	3-5	0-0
Bengals	1-1	5-8	1-7	3-5	0-0

FIELD GOAL ATTEMPTS BY GAME:	
Green:	(44G, 29M) (33M) (-) (21G, 29G) (37M) (41M) (23G) (45G, 28M, 35M) (28G, 18G, 37M) (21G, 25M) (33G) (37M, 48G) (36M, 47M) (-).

Date	W/L	Score	Opponent	All.	RUSHING	No	Yds	Avg	Lg	TD
Sept. 21	W	24-17	Cleveland	52,874	Clark	167	594	3.6	17	4
Sept. 28	W	21-0	at New Orleans	52,531	Fritts	94	375	4.0	22	8
Oct. 5	W	21-19	at Houston	45,321	Elliott	71	308	4.3	27	1
Oct. 12	W	27-10	New England	51,220	Anderson	49	188	3.8	23	2
Oct. 19	W	14-10	Oakland	48,122	E. Johnson	58	177	3.1	15	1
Oct. 26	W	21-14	at Atlanta	45,811	Williams	35	136	3.9	19	2
Nov. 2	L	24-30	Pittsburgh	58,418	Henson	11	38	3.5	6	0
Nov. 9	W	17-16	at Denver	49,919	Reaves	6	13	2.2	9	2
Nov. 17	W	33-24	Buffalo	56,866	Coslet	1	1	1.0	1	0
Nov. 23	L	23-35	at Cleveland	55,427	McDaniel	1	-2	-2.0	-2	0
Nov. 30	W	23-19	Houston	46,128	Curtis	6	-9	-1.5	14	0
Dec. 7	W	31-0	at Philadelphia	56,984	Bengals	499	1819	3.6	29	20
Dec. 13	L	14-35	at Pittsburgh	48,889	Opponents	473	2194	4.6	55	15
Dec. 21	W	47-17	San Diego	46,474						

TEAM STATISTICS

	Bengals	Opponents
TOTAL FIRST DOWNS	295	241
Rushing	107	115
Passing	166	107
Penalty	22	19
TOTAL NET YARDS	5060	3923
Avg. Per Game	361.4	280.2
Total Plays	966	889
Avg. Per Play	5.2	4.4
NET YARDS RUSHING	1819	2194
Avg. Per Game	129.9	156.7
Total Rushes	499	473
NET YARDS PASSING	3241	1729
Avg. Per Game	231.5	123.5
Sacked-Yards Lost	34-256	27-272
Gross Yards	3497	2001
Att.-Completions	433-255	389-175
Completion Pct.	58.9	45.0
Had Intercepted	14	22
PUNTS-AVERAGE	68-39.0	77-40.9
PENALTIES-YARDS	88-783	91-824
FUMBLES-BALL LOST	31-20	39-22
TOUCHDOWNS	45	30
Rushing	20	15
Passing	23	11
Returns	2	4

Score by Periods	1	2	3	4	Tot
Bengals	84	120	54	82	340
Opponents	36	77	68	65	246

SCORING	TD	Ru	Pa	Rt	PAT	FG	S	TP
Green	0	0	0	0	40-45	10-21	0	70
Fritts	10	8	2	0	-	-	0	60
Curtis	7	0	7	0	-	-	0	42
Joiner	5	0	5	0	-	-	0	30
Clark	4	4	0	0	-	-	0	24
Elliott	4	1	3	0	-	-	0	24
Myers	3	0	3	0	-	-	0	18
Williams	3	2	1	0	-	-	0	18
Anderson	2	2	0	0	-	-	0	12
E. Johnson	2	1	1	0	-	-	0	12
Reaves	2	2	0	0	-	-	0	12
Cobb	1	0	0	1	-	-	0	6
Riley	1	0	0	1	-	-	0	6
Trumpy	1	0	1	0	-	-	0	6
Bengals	45	20	23	2	40-45	10-21	0	340
Opponents	30	15	11	4	26-30	12-14	2	246

RECEIVING	No	Yds	Avg	Lg	TD
Curtis	44	934	21.2	55	7
Clark	42	334	8.0	27	0
Joiner	37	726	19.6	51	5
Myers	36	527	14.6	34	3
E. Johnson	25	196	7.8	30	1
Trumpy	22	276	12.5	35	1
Williams	20	196	9.8	31	3
Coslet	10	117	11.7	18	0
Williams	10	96	9.6	20	1
Fritts	6	63	10.5	17	2
Novak	2	34	17.0	19	0
Henson	1	-2	-2.0	-2	0
Bengals	255	3497	13.7	55	23
Opponents	175	2001	11.4	48	11

INTERCEPTIONS	No	Yds	Avg	Lg	TD
Riley	6	76	12.7	30	1
Jackson	5	97	19.4	34	0
Cobb	4	116	29.0	52	1
LeClair	3	25	8.3	21	0
Blackwood	2	44	22.0	40	0
Davis	1	26	26.0	26	0
Parrish	1	26	26.0	26	0
Bengals	22	410	18.6	52	2
Opponents	14	244	17.4	65	1

PUNTING	No	Yds	Avg	TD	Lg	B
Green	68	2655	39.0	6	57	1
Bengals	68	2655	39.0	6	57	1
Opponents	77	3150	40.7	-	-	-

PUNT RETURNS	Ret	FC	Yds	Avg	Lg	TD
Blackwood	23	0	123	5.3	31	0
Parrish	13	1	83	6.4	34	0
Casanova	11	2	60	5.5	12	0
Cobb	1	3	1	1.0	1	0
Bengals	48	6	267	5.6	34	0
Opponents	42	-	386	9.2	-	1

PASSING	All	Cmp	Yds	Cmp %	Yds/Att	TD	TD %	INT	Int %	Lg	Sack-Lost	Rat
Anderson	377	228	3169	60.5	8.41	21	5.6	11	2.9	55	32-247	93.9
Reaves	51	25	297	49.0	5.82	2	3.9	3	5.9	51	2-9	55.8
Fritts	4	2	31	50.0	7.75	0	0.0	0	0.0	16	0-0	76.0
Green	1	0	0	0.0	0.00	0	0.0	0	0.0	0	0-0	39.6
Bengals	433	255	3497	58.9	8.08	23	5.3	14	3.2	55	34-256	89.0
Opponents	389	175	2001	45.0	5.14	11	2.8	22	5.7	48	27-272	46.9

1975 SEASON PLAYOFF STATISTICS (0-1)

Date W/L Score Opponent
Dec. 28* L 28-31 at Oakland
*AFC Divisional Playoff

Att.

53,039

SCORING	TD	Ru	Pa	Rl	K-PAT	FG	S	TP
Curtis	1	0	1	0	-	-	0	6
Elliott	1	1	0	0	-	-	0	6
Fritts	1	1	0	0	-	-	0	6
Joiner	1	0	1	0	-	-	0	6
Green	0	0	0	0	4-4	0-0	0	28
Bengals	4	2	2	0	4-4	0-0	0	28
Opponent	4	1	3	0	4-4	1-3	0	31

PUNTING	No	Yds	Avg	Net	TB	In20	Lg	B
Green	6	215	35.8	21.8	1	0	44	0
Bengals	6	215	35.8	21.8	1	0	44	0
Opponent	1	38	38.0	31.0	0	0	38	0

TEAM STATISTICS	Bengals	Opponent
TOTAL FIRST DOWNS	17	27
Rushing	8	9
Passing	6	15
Penalty	3	3

3rd Down: Made-Att.	3-11	6-14
3rd Down Pct.	27.3	42.9
4th Down: Made-Att.	1-2	0-0
4th Down Pct.	50.0	-

POSSESSION AVG	NA	NA
----------------	----	----

TOTAL NET YARDS	258	358
-----------------	-----	-----

Avg. Per Game	258.0	358.0
---------------	-------	-------

Total Plays	57	75
-------------	----	----

Avg. Per Play	4.5	4.8
---------------	-----	-----

NET YARDS RUSHING	97	173
-------------------	----	-----

Avg. Per Game	97.0	173.0
---------------	------	-------

Total Rushes	25	51
--------------	----	----

NET YARDS PASSING	161	185
-------------------	-----	-----

Avg. Per Game	161.0	185.0
---------------	-------	-------

Sacked-Yards Lost	5-40	1-14
-------------------	------	------

Gross Yards	201	199
-------------	-----	-----

Att.-Completions	27-17	23-17
------------------	-------	-------

Completion Pct.	63.0	73.9
-----------------	------	------

Had Intercepted	0	1
-----------------	---	---

PUNTS-AVERAGE	6-35.8	1-38.0
---------------	--------	--------

Net Punting Avg	21.8	31.0
-----------------	------	------

PENALTIES-YARDS	5-37	7-64
-----------------	------	------

FUMBLES-BALLS LOST	1-0	2-1
--------------------	-----	-----

TOUCHDOWNS	4	4
------------	---	---

Rushing	2	1
---------	---	---

Passing	2	3
---------	---	---

Returns	0	0
---------	---	---

Score by Periods	1	2	3	4	OT	Tot
------------------	---	---	---	---	----	-----

Bengals	0	7	7	14	-	28
---------	---	---	---	----	---	----

Opponent	3	14	7	7	-	31
----------	---	----	---	---	---	----

PASSING	Att	Cmp	Yds	Cmp %	Yds/Att	TD	%	INT	Int %	Lg	Sack-Lost	Rat
Anderson	27	17	201	63.0	7.44	2	7.4	0	0.0	37	5-40	110.3
Bengals	27	17	201	63.0	7.44	2	7.4	0	0.0	37	5-40	110.3
Opponent	23	17	199	73.9	8.65	3	13.0	1	4.3	36	1-14	121.2

RUSHING	No	Yds	Avg	Lg	TD
Clark	8	46	5.8	10	0
Elliott	4	25	6.3	9	1
Fritts	6	14	2.3	6	1
Anderson	3	12	4.0	8	0
Williams	1	0	0.0	0	0
E. Johnson	3	0	0.0	0	0
Bengals	25	97	3.9	10	2
Opponent	51	173	3.4	18	1

RECEIVING	No	Yds	Avg	Lg	TD
Clark	4	38	9.5	26	0
Myers	3	67	22.3	37	0
Joiner	3	60	20.0	28	1
Curtis	3	20	6.7	14	1
Coslet	2	14	7.0	9	0
Elliott	1	9	9.0	9	0
Trumpy	1	-7	-7.0	7	0
Bengals	17	201	11.8	37	2
Opponent	17	199	11.7	36	3

INTERCEPTIONS	No	Yds	Avg	Lg	TD
Riley	1	34	34.0	34	0
Bengals	1	34	34.0	34	0
Opponent	0	0	-	-	0

PUNT RETURNS	Ret	FC	Yds	Avg	Lg	TD
Blackwood	1	0	7	7.0	7	0
Bengals	1	0	7	7.0	7	0
Opponent	4	0	64	16.0	24	0

KICKOFF RETURNS	No	Yds	Avg	Lg	TD
Jackson	2	43	21.5	25	0
Elliott	1	19	18.0	18	0
Parrish	1	10	10.0	10	0
Bengals	4	71	17.8	25	0
Opponent	5	121	24.2	37	0

FIELD GOALS	1-19	20-29	30-39	40-49	50+
Green	0-0	0-0	0-0	0-0	0-0
Bengals	0-0	0-0	0-0	0-0	0-0
Opponent	0-0	1-2	0-0	0-1	0-0

FIELD GOAL ATTEMPTS:

Green: (-)

Opponent: (41N, 27G, 21B)

DEFENSE/SPECIAL TEAMS/MISC. DEF.

Player	Tkl	Asst	Tot	Sks-Yds	PD	FF	FR-Yds
LeClair	13	0	13	0-0	1	NA	0-0
Jackson	9	0	9	0-0	1	NA	0-0
Casanova	7	0	7	0-0	1	NA	0-0
Pritchard	7	0	7	0-0	0	NA	0-0
Riley	4	0	4	0-0	1	NA	0-0
White	4	0	4	0-0	0	NA	0-0
Beauchamp	3	0	3	0-0	0	NA	0-0
K. Johnson	3	0	3	0-0	0	NA	0-0
Brown	2	0	2	1-14	0	NA	0-0
Carpenter	2	0	2	0-0	0	NA	1-0
Parrish	2	0	2	0-0	1	NA	0-0
Cousino	1	0	1	0-0	0	NA	0-0
Green	1	0	1	0-0	0	NA	0-0
Hairis	1	0	1	0-0	0	NA	0-0
Novak	1	0	1	0-0	0	NA	0-0

Blocked kicks: White (1 blocked FG).

TEAM HISTORY

1976 FINAL STATISTICS (10-4-0)

Date	W/L	Score	Opponent	Att.	RUSHING	No	Yds	Avg	Lg	TD
Sept. 12	W	17-7	Denver	53,464	Clark	151	671	4.4	24	7
Sept. 19	L	27-28	at Baltimore	50,374	Griffin	138	625	4.5	77	3
Sept. 26	W	28-7	Green Bay	44,103	Elliott	69	276	4.0	24	0
Oct. 3	W	45-24	at Cleveland	75,817	Fritts	47	200	4.3	13	3
Oct. 10	W	21-0	Tampa Bay	49,700	Davis	36	178	4.9	16	1
Oct. 17	L	6-23	at Pittsburgh	48,311	Anderson	31	134	4.3	25	1
Oct. 24	W	27-7	at Houston	45,499	Curtis	3	29	9.7	19	0
Oct. 31	W	21-6	Cleveland	54,776	Shelby	5	9	1.8	3	0
Nov. 8	W	20-12	Los Angeles	52,480	Brooks	1	-13	-13.0	-13	0
Nov. 14	W	31-27	Houston	53,243	Bengals	481	2109	4.4	77	15
Nov. 21	W	27-24	at Kansas City	46,259	Opponents	520	1912	3.7	29	11
Nov. 28	L	3-7	Pittsburgh	55,142						
Dec. 6	L	20-35	at Oakland	52,430						
Dec. 12	W	42-3	at N.Y. Jets	31,067						

TEAM STATISTICS	Bengals	Opponents
TOTAL FIRST DOWNS	238	234
Rushing	114	116
Passing	110	103
Penalty	14	15
TOTAL NET YARDS	4300	3670
Avg. Per Game	307.1	262.1
Total Plays	878	930
Avg. Per Play	4.9	3.9
NET YARDS RUSHING	2109	1912
Avg. Per Game	150.6	136.6
Total Rushes	481	520
NET YARDS PASSING	2191	1758
Avg. Per Game	156.5	125.6
Sacked-Yards Lost	37-252	46-444
Gross Yards	2443	2202
Att.-Completions	360-187	364-177
Completion Pct.	51.9	48.6
Had Intercepted	15	26
PUNTS-AVERAGE	76-39.5	86-38.2
PENALTIES-YARDS	79-700	90-768
FUMBLES-BALL LOST	38-20	34-15
TOUCHDOWNS	42	25
Rushing	15	11
Passing	21	13
Returns	6	1

Score by Periods	1	2	3	4	Tot.
Bengals	91	85	91	68	335
Opponents	44	63	49	54	210

SCORING	Td-Ru-Pa-Rt	PAT	FG	S	TP
Bahr	0 0 0 0	39-42	14-27	0	81
Clark	8 7 1 0	-	-	0	48
Trumpy	7 0 7 0	-	-	0	42
Curtis	6 0 6 0	-	-	0	36
Casanova	3 0 3 0	-	-	0	18
Elliott	3 0 3 0	-	-	0	18
Fritts	3 0 3 0	-	-	0	18
Griffin	3 0 3 0	-	-	0	18
Coslet	2 0 2 0	-	-	0	12
Anderson	1 1 0 0	-	-	0	6
Davis	1 1 0 0	-	-	0	6
McDaniel	1 0 1 0	-	-	0	6
Morgan	1 0 0 1	-	-	0	6
Myers	1 0 1 0	-	-	0	6
Riley	1 0 0 1	-	-	0	6
Shelby	1 0 0 1	-	-	0	6
Bacon	0 0 0 0	-	-	1	2
Bengals	42 15 21	6 39-42	14-27	1 335	
Opponents	25 11 13	1 24-55	12-22	0 210	

PASSING	Att	Cmp	Yds	Cmp %	Yds/Att	TD	INT	Sack-Lost	Rat
Anderson	338	179	2367	53.0	7.00	19	5.6	14	4.1
Reaves	22	8	76	36.4	3.45	2	9.1	1	4.5
Bengals	360	187	2443	51.9	6.79	21	5.8	15	4.2
Opponents	364	177	2202	48.6	6.05	13	3.6	26	7.1

USUAL STARTERS

OFFENSE	DEFENSE
WR Billy Brooks	LE Gary Burley
LT Rufus Mayes	LDT Bob Brown
LG John Shimmers	RDT Ron Carpenter
C Bob Johnson	RE Coy Bacon
RG Dave Lapham	LLB Bo Harris
RT Vernon Holland	MLB Jim LeClair
TE Bob Trumpy	RLB Reggie Williams
QB Isaac Curtis	LCB Lemar Parrish
OB Ken Anderson	RCB Ken Riley
HB Archie Griffin	LS Tommy Casanova
FB Boobie Clark	RS Marvin Cobb
	Bernard Jackson

FIELD GOALS	1-19	20-29	30-39	40-49	50+
Bahr	1-1	6-8	2-4	3-8	2-6
Bengals	1-1	6-8	2-4	3-8	2-6

FIELD GOAL ATTEMPTS BY GAME:
Bahr: (21G, 44N, 46N) (51G, 26G) (38B, 50N, 45B, 40N) (40G) (22N) (22G, 19G, 34N) (28G, 34G, 46N) (28N) (50N) (50G) (51N) (40G) (50N) (33G, 47G, 20G, 25G).

DEFENSE/SPECIAL TEAMS/MISC. DEF.

Player	Tkl	Asst	Tot	Sks-Yds	PD	FF	FR-Yds
Williams	83	23	106	2-24	7	0	0-0
LeClair	81	25	106	0-0	3	1	0-0
Burley	69	11	80	10-90.5	1	1	1-0
Harris	54	15	69	1.5-5.4	4	3	1-4-2
Brown	55	10	65	2-21	0	1	1-0
Carpenter	50	15	65	5.5-5.4	3	0	2-0
Bacon	52	10	62	22-217	2	5	2-48
Cobb	36	7	43	0-0	5	0	0-0
Parrish	36	7	43	0-0	12	0	0-0
Jackson	30	5	35	0-0	8	0	3-13
Cameron	27	6	33	0-0	1	0	0-0
Casanova	25	6	31	0-0	7	0	1-25
Riley	28	2	30	0-0	14	0	2-0
Morgan	19	3	22	0-0	3	0	1-32
Devlin	15	4	19	0-0	1	0	0-0
Perry	14	3	17	0-0	2	0	1-0
Pritchard	14	1	15	1-12	1	1	0-0
Davis	9	2	11	0-0	0	0	0-0
Fairchild	5	2	7	0-0	0	0	0-0
K. Johnson	5	2	7	1-10	2	0	0-0
Kollar	5	0	5	1-10	1	0	0-0
Shelby	5	0	5	0-0	0	0	0-0
B. Johnson	3	1	4	0-0	0	0	0-0
Lapham	3	0	3	0-0	0	0	0-0
McDaniel	3	0	3	0-0	0	0	0-0
Fritts	2	0	2	0-0	0	0	0-0
Hunt	2	0	2	0-0	0	0	0-0
Myers	2	0	2	0-0	0	0	0-0
Coslet	1	1	2	0-0	0	0	0-0
Bujnoch	1	0	1	0-0	0	0	0-0
Clark	1	0	1	0-0	0	0	0-0
Elliott	1	0	1	0-0	0	0	0-0
Shimmers	1	0	1	0-0	0	0	0-0

Blocked kicks: Bacon (1 blocked FG), Carpenter (1 blocked FG), Morgan (1 blocked FG).

1977 FINAL STATISTICS (8-6-0)

Date	W/L	Score	Opponent	Alt.	RUSHING	No	Yds	Avg	Lg	TD
Sept. 18	L	3-13	Cleveland	52,847	P. Johnson	153	585	3.8	66	4
Sept. 25	W	42-20	Seattle	45,579	Griffin	137	549	4.0	31	0
Oct. 2	L	3-24	at San Diego	40,352	Elliott	65	269	4.1	32	0
Oct. 9	W	17-7	at Green Bay	53,653	Clark	68	226	3.3	101	1
Oct. 17	L	14-20	at Pittsburgh	47,950	K. Anderson	26	128	4.9	171	2
Oct. 23	L	13-24	Denver	54,395	Davis	27	81	3.0	13	2
Oct. 30	W	13-10*	Houston	53,194	Casanova	1	20	20.0	20	0
Nov. 6	W	10-7	at Cleveland	41,332	Bujnoch	1	4	4.0	41	1
Nov. 13	L	10-42	at Minnesota	45,371	McInally	1	4	4.0	4	0
Nov. 20	W	23-17	Miami	46,733	Ma. Cobb	1	0	0.0	0	0
Nov. 27	W	30-13	N.Y. Giants	32,705	Reaves	5	0	0.0	0	0
Dec. 4	W	27-7	at Kansas City	38,488	Corbett	1	-1	-1.0	-1	0
Dec. 10	W	17-10	Pittsburgh	36,133	Brooks	2	-4	-2.0	4	0
Dec. 18	L	16-21	at Houston	46,212						

*Overtime

TOTAL STATISTICS	Bengals	Opponents
TOTAL FIRST DOWNS	248	253
Rushing	110	113
Passing	112	113
Penalty	26	27
TOTAL NET YARDS	4194	4124
Avg. Per Game	299.6	294.6
Total Plays	904	901
Avg. Per Play	4.6	4.6
NET YARDS RUSHING	1861	1897
Avg. Per Game	132.9	135.5
Total Rushes	488	525
NET YARDS PASSING	2333	2227
Avg. Per Game	166.6	159.1
Sacked-Yards Lost	31-217	25-226
Gross Yards	2550	2453
Att.-Completions	385-192	351-196
Completion Pct.	49.9	55.8
Had Intercepted	15	16
PUNTS-AVERAGE	70-41.3	72-37.6
PENALTIES-YARDS	89-859	103-788
FUMBLES-BALL LOST	37-16	34-23
TOUCHDOWNS	26	29
Rushing	10	15
Passing	12	14
Returns	4	0

Score by Periods	1	2	3	4	OT	Tot
Bengals	75	71	35	54	3	238
Opponents	38	97	36	64	0	235

SCORING	TD	Ru	Pa	Rt	PAT	FG	S	TP
Bahr	0	0	0	0	25-26	19-27	0	82
Brooks	4	0	4	0	-	-	0	24
P. Johnson	4	4	0	0	-	-	0	24
McInally	3	0	3	0	-	-	0	18
K. Anderson	2	2	0	0	-	-	0	12
Curtis	2	0	2	0	-	-	0	12
Davis	2	2	0	0	-	-	0	12
Williams	2	0	0	2	-	-	0	12
Bujnoch	1	1	0	0	-	-	0	6
Clark	1	1	0	0	-	-	0	6
Corbett	1	0	1	0	-	-	0	6
Elliott	1	0	1	0	-	-	0	6
Parrish	1	0	0	1	-	-	0	6
Shelby	1	0	0	1	-	-	0	6
Trumpy	1	0	1	0	-	-	0	6
Bengals	26	10	12	4	25-26	19-27	0	238
Opponents	29	15	14	0	26-29	11-18	1	235

PASSING	Att	Cmp	Yds	Cmp %	Yds/Att	TD	INT	Int %	Lg	Sack-Lost	Rat	
K. Anderson	323	166	2145	51.4	6.64	11	3.4	11	3.4	941	28-197	69.7
Reaves	59	24	383	40.7	6.49	0	0.0	5	8.5	40	2-17	27.6
Ma. Cobb	1	0	0	0.0	0.00	0	0.0	0	0.0	0	0-0	39.6
Griffin	1	1	18	100.0	18.00	1	100.0	0	0.0	181	1-3	158.3
McInally	1	1	4	100.0	4.00	0	0.0	0	0.0	4	0-0	83.3
Bengals	385	192	2550	49.9	6.62	12	3.1	16	4.2	941	31-217	64.3
Opponents	351	196	2453	55.8	6.99	14	4.0	16	4.6	821	25-226	72.0

USUAL STARTERS

OFFENSE	DEFENSE
WR Isaac Curtis	LE Gary Burley
LT Rufus Mayes	LDT Eddie Edwards
LG John Shimmers	RDT Wilson Whitley
Glenn Bujnoch	RE Coy Bacon
Bob Johnson	LLB Bo Harris
Dave Lapham	MLB Jim LeClair
RT Vernon Holland	LCB Reggie Williams
TE Bob Trumpy	RCB Lemar Parrish
WR Billy Brooks	SCB Ken Riley
QB Ken Anderson	SSB Tommy Casanova
HB Archie Griffin	FS Marvin Cobb
FB Pete Johnson	

KICKOFF RETURNS	No	Yds	Avg	Lg	TD
Shelby	19	403	21.2	38	0
Griffin	9	192	21.3	31	0
J. Anderson	8	129	16.1	21	0
Davis	3	42	14.0	18	0
Holden	2	42	21.0	24	0
Elliott	1	23	23.0	23	0
Parrish	1	23	23.0	23	0
Ma. Cobb	1	15	15.0	15	0
P. Johnson	1	11	11.0	11	0
Fairchild	1	6	6.0	6	0
Bengals	46	886	19.3	38	0
Opponents	49	1029	21.4	-	0

FIELD GOALS	1-19	20-29	30-39	40-49	50+
Bahr	1-1	10-11	4-8	4-6	0-1
Bengals	1-1	10-11	4-8	4-6	0-1

FIELD GOAL ATTEMPTS BY GAME:

Bahr: (25G, 47N, 38V) (-) (35G) (36N, 32G) (-) (24G, 57N, 19G) (39N, 23G, 22G) (47G) (23G, 48N) (43G, 44G, 42G) (32G) (20G, 35G) (37N, 24N, 24G) (24G, 27G, 28G).

DEFENSE/SPECIAL TEAMS/MISC. DEF.

Player	Tkl	Asst	Tot	Sks-Yds	PD	FF	FR-Yds
Williams	104	16	120	0.5-7.5	2	1	2-0
LeClair	82	26	108	2-21	3	0	3-0
Edwards	60	11	71	4-31	1	1	1-0
Harris	50	17	67	2-20.5	9	0	0-0
Burley	55	11	66	8.5-71.5	1	0	1-0
Whitley	36	13	49	0-0	5	0	1-0
Riley	43	3	46	0-0	11	0	1-6
Ma. Cobb	34	8	42	0-0	4	0	0-0
Anderson	35	6	41	0-0	1	1	2-0
Bacon	27	9	36	5.5-45.5	3	0	2-0
Casanova	28	6	34	0.5-5	5	1	1-0
W. Johnson	29	4	32	1-11	0	0	0-0
Parrish	25	2	27	0-0	12	0	0-0
Morgan	24	3	27	0-0	6	0	1-0
Cameron	16	6	22	0-0	0	1	0-0
Phillips	15	1	16	0-0	2	1	1-0
Davis	10	2	12	0-0	0	0	1-0
Corbett	8	3	11	0-0	0	0	0-0
K. Johnson	5	2	7	1-13	0	0	0-0
Perry	6	0	6	0-0	0	0	0-0
Shelby	6	0	6	0-0	0	0	0-0
Holden	2	2	4	0-0	0	0	1-0
B. Johnson	2	1	3	0-0	0	0	0-0
Clark	2	0	2	0-0	0	0	0-0
Elliott	2	0	2	0-0	0	0	1-0
Griffin	2	0	2	0-0	0	0	1-0
P. Johnson	2	0	2	0-0	0	0	0-0
Brooks	1	0	1	0-0	0	0	0-0
Bujnoch	1	0	1	0-0	0	0	0-0
Curtis	1	0	1	0-0	0	0	0-0
Fairchild	1	0	1	0-0	0	0	0-0
McDaniel	1	0	1	0-0	0	0	1-0
Reaves	1	0	1	0-0	0	0	0-0
Walker	1	0	1	0-0	0	0	0-0
Wells	1	0	1	0-0	0	0	1-0
McInally	0	0	0	0-0	0	0	1-0

Blocked kicks: Davis (1 blocked punt), LeClair (1 blocked PAT), Perry (1 blocked punt), Phillips (1 blocked punt).

1978 FINAL STATISTICS (4-12-0)

Date	W/L	Score	Opponent	Att.	RUSHING	No	Yds	Avg	Lg	TD
Sept. 3	L	23-24	Kansas City	41,810	P. Johnson	180	762	4.2	50†	7
Sept. 10	L	10-13*	at Cleveland	72,691	A. Griffin	132	484	3.7	30	0
Sept. 17	L	3-28	Pittsburgh	50,260	Turner	84	333	4.0	65	0
Sept. 24	L	18-20	New Orleans	40,455	Clark	40	187	4.7	20	0
Oct. 1	L	12-28	at San Francisco	41,107	Anderson	29	167	5.8	16	1
Oct. 9	L	0-21	at Miami	54,729	Elliott	29	75	2.6	12	0
Oct. 15	L	3-10	New England	48,699	Davis	21	57	2.7	15	2
Oct. 22	L	0-5	at Buffalo	47,754	Reaves	6	50	8.3	20	0
Oct. 29	W	28-13	Houston	50,532	Dinkel	1	20	20.0	20	0
Nov. 5	L	13-22	at San Diego	43,639	Curtis	1	1	1.0	1	0
Nov. 13	L	21-34	Oakland	51,374	Hertel	1	0	0.0	0	0
Nov. 19	L	6-7	at Pittsburgh	47,578	Law	1	-1	-1.0	-1	0
Nov. 26	L	10-17	at Houston	43,245	Bass	1	-4	-4.0	-4	0
Dec. 3	W	37-7	Atlanta	25,336	Bengals	526	2131	4.1	65	10
Dec. 11	W	20-19	at Los Angeles	47,471	Opponents	607	2396	3.9	70†	16
Dec. 17	W	48-16	Cleveland	46,985						

*Overtime

TEAM STATISTICS	Bengals	Opponents
TOTAL FIRST DOWNS	271	269
Rushing	105	121
Passing	141	118
Penalty	25	30
TOTAL NET YARDS	4872	4632
Avg. Per Game	304.5	289.5
Total Plays	1034	1036
Avg. Per Play	4.7	4.5
NET YARDS RUSHING	2131	2396
Avg. Per Game	133.2	149.8
Total Rushes	526	607
NET YARDS PASSING	2741	2236
Avg. Per Game	171.3	139.8
Sacked-Yards Lost	38-298	33-284
Gross Yards	3039	2520
Att.-Completions	470-250	395-193
Completion Pct.	53.2	48.7
Had Intercepted	30	20
PUNTS-AVERAGE	95-42.4	108-41.6
PENALTIES-YARDS	110-956	123-1074
FUMBLES-BALL LOST	36-19	36-17
TOUCHDOWNS	29	34
Rushing	10	16
Passing	14	14
Returns	5	4

Score by Periods	1	2	3	4	OT	Total
Bengals	30	79	46	97	0	252
Opponents	66	106	53	56	3	284

SCORING	TD	Ru	Pa	Rt	PAT	FG	S	TP
Bahr	0	0	0	0	26-29	16-30	0	74
P. Johnson	7	7	0	0	—	—	0	42
Bass	5	0	4	1	—	—	0	30
Curtis	3	0	3	0	—	—	0	18
A. Griffin	3	0	3	0	—	—	0	18
Perry	3	0	0	3	—	—	0	18
Brooks	2	0	2	0	—	—	0	12
Davis	2	0	2	0	—	—	0	12
Walker	2	0	2	0	—	—	0	12
Anderson	1	1	0	0	—	—	0	6
Jauron	1	0	0	1	—	—	0	6
Burley	0	0	0	0	—	—	1	2
TEAM	0	0	0	0	—	—	1	2
Bengals	29	10	14	5	26-29	16-30	2	252
Opponents	34	16	14	4	30-34	16-23	1	284

PASSING	Att	Cmp	Yds	Cmp %	Yds/Att	TD	INT	Int %	Lg	Sack-Lost	Rat	
Anderson	319	173	2219	54.2	6.96	10	3.1	22	6.9	57	30-237	58.0
Reaves	144	74	790	51.4	5.49	3	2.1	8	5.6	51†	8-61	51.6
Hertel	4	1	9	25.0	2.25	0	0.0	0	0.0	9	0-0	39.6
A. Griffin	3	2	21	66.7	7.00	1	33.3	0	0.0	18	0-0	126.4
Bengals	470	250	3039	53.2	6.47	14	3.0	30	6.4	57	38-298	56.7
Opponents	395	193	2520	48.7	6.36	14	3.5	20	5.1	53	33-284	60.0

USUAL STARTERS

OFFENSE	DEFENSE
WR Isaac Curtis	LE Gary Burley
LT Mike Wilson	LOT Wilson Whitley
Rufus Mayes	ROD Eddie Edwards
LG Glenn Bujnoch	RE Ross Browner
C Blair Bush	LLB Glenn Cameron
RG Dave Lapham	MLB Jim LeClair
RT Vernon Holland	LLB Reggie Williams
TE Don Bass	LCB Louis Breeden
WR Billy Brooks	RCB Ken Riley
QB Ken Anderson	SS Marvin Cobb
HB Archie Griffin	FS Scott Perry
	Deacon Turner
FB Pete Johnson	
	Boobie Clark

KICKOFF RETURNS	No	Yds	Avg	Lg	TD
R. Griffin	37	787	21.3	39	0
Bass	7	138	19.7	33	0
A. Griffin	4	94	23.5	26	0
Davis	3	51	17.0	21	0
Law	2	30	15.0	17	0
Turner	1	24	24.0	24	0
Corbett	1	15	15.0	15	0
Breeden	1	12	12.0	12	0
Clark	1	11	11.0	11	0
Vincent	1	2	2.0	2	0
Bengals	58	1164	20.1	39	0
Opponents	49	1105	22.6	—	—

FIELD GOALS	1-19	20-29	30-39	40-49	50+
Bahr	0-0	5-7	4-8	6-12	1-3
Bengals	0-0	5-7	4-8	6-12	1-3

FIELD GOAL ATTEMPTS BY GAME:
Bahr: (42G) (30B, 37N, 37G) (50N, 33G) (47N, 42G, 22G, 20G) (46G) (29B) (25N, 52G, 44N, 51N) (-) (45N) (49N) (-) (48N, 29G, 48G) (38N, 34G) (46N, 32G) (24G, 37B, 42G) (23G, 49G).

DEFENSE/SPECIAL TEAMS/MISC. DEF.							
Player	Tkl	Asst	Tot	Sks-Yds	PD	FF	FR-Yds
LeClair	91	27	118	2-22	2	1	0-0
Cameron	53	30	93	3-23	4	0	0-0
Williams	69	17	86	3-20	10	1	1-30
Burley	63	19	82	4-29	2	2	0-0
Breeden	60	9	69	1-4	12	0	0-0
Womver	56	16	72	6.5-73.5	2	2	3-21
Cobb	50	12	62	0-0	12	0	0-0
Whitley	43	15	58	3-30	2	0	2-10
Edwards	45	12	57	5.5-39.5	0	0	2-0
Dinkel	30	11	41	2-16	1	1	3-0
Jauron	29	12	41	1-15	4	0	0-0
Perry	35	14	49	0-0	8	0	1-0
Riley	26	2	28	0-0	11	0	1-0
DePas	15	5	20	0-0	0	0	0-0
Morgan	14	6	20	0-0	3	1	0-0
Shumton	6	5	11	0-0	0	0	0-0
Clark	10	0	10	0-0	0	0	0-0
Corbett	9	1	10	0-0	0	0	0-0
Vincent	6	4	10	0-0	1	0	0-0
R. Griffin	9	0	9	0-0	0	0	1-0
Davis	8	1	9	0-0	0	0	0-0
Harris	7	0	7	2-12	2	0	1-0
Bush	6	1	7	0-0	0	0	0-0
Devlin	3	3	6	0-0	0	0	0-0
Roud	5	0	5	0-0	0	0	0-0
Bass	4	0	4	0-0	0	0	1-0
Elliott	3	0	3	0-0	0	0	0-0
Phillips	3	0	3	0-0	0	0	0-0
Purelory	3	0	3	0-0	0	0	0-0
A. Griffin	2	0	2	0-0	0	0	0-0
B. Johnson	2	0	2	0-0	0	0	1-0
Lapham	2	0	2	0-0	0	0	0-0
Law	2	0	2	0-0	0	0	0-0
Bahr	1	1	2	0-0	0	0	0-0
Curtis	1	0	1	0-0	0	0	0-0
McInally	1	0	1	0-0	0	0	0-0
Turner	0	1	1	0-0	0	0	0-0

Blocked kicks: Perry (1 blocked punt).

1979 FINAL STATISTICS (4-12-0)

Date	W/L	Score	Opponent	Alt.	RUSHING	No	Yds	Avg	Lg	TD
Sept. 2	L	0-10	at Denver	74,788	P. Johnson	243	865	3.6	351	14
Sept. 9	L	24-51	at Buffalo	43,504	A. Griffin	140	688	4.9	63	0
Sept. 16	L	14-20	New England	41,805	Alexander	80	286	3.3	17	1
Sept. 23	L	27-30*	Houston	45,615	Anderson	28	235	8.4	21	2
Sept. 30	L	13-38	at Dallas	63,179	Thompson	21	116	5.5	21	5
Oct. 7	L	7-10	Kansas City	40,041	Turner	28	86	3.1	10	1
Oct. 14	W	34-10	Pittsburgh	52,381	Bass	4	35	8.8	14	0
Oct. 21	L	27-28	at Cleveland	75,119	McInally	1	18	18.0	18	0
Oct. 28	W	37-13	Philadelphia	42,036	Dinkel	2	14	7.0	9	0
Nov. 4	L	28-38	at Baltimore	37,740	Kreider	2	0	0.0	0	0
Nov. 11	L	24-26	San Diego	40,782	Poole	1	-3	-3.0	-3	0
Nov. 18	L	21-42	at Houston	49,829	Curtis	2	-11	-5.5	-4	0
Nov. 25	W	34-28	St. Louis	25,103	Bengals	560	2329	4.2	63	23
Dec. 2	L	17-37	at Pittsburgh	46,521	Opponents	528	2219	4.2	36	22
Dec. 9	L	14-28	at Washington	52,882						
Dec. 16	W	16-12	Cleveland	42,183						

*Overtime

TEAM STATISTICS	Bengals	Opponents
TOTAL FIRST DOWNS	289	334
Rushing	138	133
Passing	131	175
Penalty	20	26
TOTAL NET YARDS	4639	5911
Avg. Per Game	289.9	369.4
Total Plays	1049	1052
Avg. Per Play	4.4	5.6
NET YARDS RUSHING	2329	2219
Avg. Per Game	145.6	138.7
Total Rushes	560	528
NET YARDS PASSING	2310	3692
Avg. Per Game	144.4	230.8
Sacked-Yards Lost	63-511	32-216
Gross Yards	2821	3908
Att.-Completions	426-228	492-275
Completion Pct.	53.5	55.9
Had Intercepted	15	20
PUNTS-AVERAGE	91-40.4	71-39.6
PENALTIES-YARDS	89-744	101-871
FUMBLES-BALL LOST	24-14	39-24
TOUCHDOWNS		
Rushing	23	52
Passing	17	27
Returns	3	3

Score by Periods	1	2	3	4	OT	T
Bengals	83	115	75	64	0	337
Opponents	57	140	106	115	3	421

SCORING	TD	R	PA	RI	PAT	FG	S	TP
P. Johnson	15	14	1	0	-	-	0	90
Bahr	0	0	0	0	40-42	13-23	0	79
Curtis	8	0	8	0	-	-	0	48
Thompson	5	0	0	0	-	-	0	30
Bass	3	0	3	0	-	-	0	18
Anderson	2	2	0	0	-	-	0	12
A. Griffin	2	0	2	0	-	-	0	12
Alexander	1	1	0	0	-	-	0	6
Brooks	1	0	1	0	-	-	0	6
R. Griffin	1	0	0	1	-	-	0	6
Kurnick	1	0	0	1	-	-	0	6
LeClair	1	0	0	1	-	-	0	6
Ross	1	0	1	0	-	-	0	6
Turner	1	1	0	0	-	-	0	6
Walker	1	0	1	0	-	-	0	6
Bengals	43	23	17	3	40-43	13-23	0	337
Opponents	52	22	27	3	49-52	20-27	0	421

PASSING	Att	Cmp	Yds	Cmp %	Yds/Att	TD	INT	Lg	Sack-Lost	Rat
Anderson	339	189	2340	55.8	6.90	16	4.7	10	2.9	731
Thompson	87	39	481	44.8	5.53	1	1.1	5	5.7	50
Kreider	0	0	0	0.0	0.00	0	0.0	0	0.0	0
Bengals	426	228	2821	53.5	6.62	17	4.0	15	3.5	731
Opponents	492	275	3908	55.9	7.94	27	5.5	20	4.1	59

USUAL STARTERS

OFFENSE	DEFENSE
WR Don Bass	LE Gary Burley
LT Mike Wilson	LOT Eddie Edwards
LG Glenn Bujnoch	ROT Wilson Whitley
C Blair Bush	RE Ross Browner
RG Dave Lapham	LLB Bo Harris
RT Vernon Holland	MLB Jim LeClair
TE Dan Ross	RLB Reggie Williams
WR Isaac Curtis	LCB Louis Breeden
QB Ken Anderson	RCB Ken Riley
HB Archie Griffin	SS Marvin Cobb
FB Pele Johnson	FS Dick Jatron

FIELD GOALS	1-19	20-29	30-39	40-49	50+
Bahr	0-0	4-6	3-7	4-8	2-2
Bengals	0-0	4-6	3-7	4-8	2-2

FIELD GOAL ATTEMPTS BY GAME:

Bahr: (-) (24G) (37N) (48N, 55G, 32N, 52G) (48G, 38G) (43N) (49N) (25N) (24G, 24G, 43G) (38N) (28G) (-) (38G, 33G, 27N) (37N, 46G) (-) (43G, 46N)

DEFENSE/SPECIAL TEAMS/MISC. DEF.

Player	Tkl	Asst	Tot	Sks-Yds	PD	FF	FR-Yds
LeClair	92	46	138	0-0	5	0	1-27
Williams	66	25	91	3-16	5	2	1-0
Harris	59	18	77	4-33	4	1	0-0
Jatron	55	18	73	0-0	5	2	3-0
Cobb	50	17	67	0-0	7	0	0-0
Burley	56	10	66	5-40	2	0	0-0
R. Browner	48	16	64	6-36	2	1	2-0
J. Browner	48	13	61	0-0	4	2	1-0
Edwards	40	15	55	4-5-40	2	0	2-0
Whitley	32	11	43	3.5-19.5	3	1	2-0
Riley	33	9	42	0-0	13	0	3-31
Dinkel	31	11	42	1-1	1	0	0-0
Cameron	29	12	41	0-0	1	0	0-0
Perry	23	9	32	0-0	3	0	0-0
R. Griffin	30	1	31	0-0	6	0	1-0
White	20	8	28	2-16	0	0	0-0
Breeden	17	5	22	0-0	5	0	0-0
Mitchell	13	7	20	3-14	1	0	0-0
Riud	14	5	19	0-0	0	0	0-0
Kurnick	16	1	17	0-0	0	2	2-38
Levenseller	14	2	16	0-0	0	0	2-0
Lusby	11	1	12	0-0	0	1	2-0
Burk	4	1	5	0-0	0	0	1-0
Poole	4	1	5	0-0	0	0	1-0
Corbett	3	0	3	0-0	0	0	0-0
Walker	3	0	3	0-0	0	0	0-0
Wilson	2	0	2	0-0	0	0	0-0
Alexander	1	0	1	0-0	0	0	0-0
Bahr	1	0	1	0-0	0	0	0-0
Bush	1	0	1	0-0	0	0	0-0
Curtis	1	0	1	0-0	0	0	0-0
P. Johnson	1	0	1	0-0	0	0	0-0
Lapham	1	0	1	0-0	0	0	0-0
Montoya	1	0	1	0-0	0	0	0-0

Blocked kicks: Burley (1 blocked FG), Cobb (1 blocked FG).

TEAM HISTORY

USUAL STARTERS

Date	W/L	Score	Opponent	Att.	RUSHING	No	Yds	Avg	Lg	TD
Sept. 7	L	12-17	Tampa Bay	43,211	Johnson	168	747	4.4	57	6
Sept. 14	L	16-17	at Miami	38,322	Alexander	169	702	4.2	37	2
Sept. 21	W	30-28	Pittsburgh	52,490	A. Griffin	85	260	3.1	14	0
Sept. 28	L	10-13	Houston	50,413	Turner	30	130	4.3	24	0
Oct. 5	L	9-14	at Green Bay	55,006	Anderson	16	122	7.6	20	0
Oct. 12	W	17-16	at Pittsburgh	53,658	Thompson	18	64	4.7	15	1
Oct. 19	W	14-10	Minnesota	44,487	Montgomery	1	12	12.0	12	0
Oct. 26	L	3-23	at Houston	49,189	Levenseller	1	6	6.0	6	0
Nov. 2	L	14-31	San Diego	46,406	Pease	5	6	1.2	7	0
Nov. 9	L	17-26	at Oakland	44,132	M. Harris	1	0	0.0	0	0
Nov. 16	L	0-14	Buffalo	40,836	McNally	1	0	0.0	0	0
Nov. 23	L	7-31	at Cleveland	79,253	Bengals	513	2069	4.0	57	9
Nov. 30	W	20-6	at Kansas City	41,594	Opponents	469	1680	3.6	55	13
Dec. 7	W	34-33	Baltimore	35,651	RECEIVING					
Dec. 14	W	17-14*	at Chicago	48,808	Ross	56	724	12.9	37	4
Dec. 21	L	24-27*	Cleveland	50,058	Russ	49	724	14.8	59	1

- *Overtime

TEAM STATISTICS	Bengals	Opponents
TOTAL FIRST DOWNS	283	286
Rushing	111	111
Passing	147	154
Penalty	25	21
TOTAL NET YARDS	4884	4804
Avg. Per Game	305.3	300.3
Total Plays	1060	995
Avg. Per Play	4.6	4.8
NET YARDS RUSHING	2069	1680
Avg. Per Game	129.3	105.0
Total Rushes	513	469
NET YARDS PASSING	2815	3124
Avg. Per Game	175.9	195.3
Sacked-Yards Lost	37-287	35-302
Gross Yards	3102	3426
Att.-Completions	510-281	491-284
Completion Pct.	55.1	57.8
Had Intercepted	25	20
PUNTS-AVERAGE	87-39.7	72-38.5
PENALTIES-YARDS	118-949	106-809
FUMBLES-BALL LOSS	22-8	44-22
TOUCHDOWNS	28	38
Rushing	9	13
Passing	17	22
Returns	2	3

Score by Periods	1	2	3	4	OT	Total
Bengals	80	65	30	66	3	244
Cardinals	27	100	95	101	0	313

SCORING	TD-Ru	Pa-Rl	PAT	FG	STP
Sunter	0	0	0	15-15	0-48
Johnson	7	6	1	0	0-42
Bass	6	0	6	0	0-36
Ross	4	0	4	0	0-24
Breech	0	0	0	11-12	4-7
Curtis	3	0	3	0	0-18
Alexander	2	2	0	0	0-12
R. Griffin	2	0	0	2	0-12
McInally	2	0	2	0	0-12
Thompson	1	1	0	0	0-6
Turner	1	0	1	0	0-6
Williams	0	0	0	0	1-2
Vitello	0	0	0	1-1	0-2
TEAM	0	0	0	0	1-2
Bengals	28	9	12	2	27-28
Opponents	38	13	27	3	36-38

PASSING	Att	Cmp	Yds	Cmp %	Yds/A
Anderson	275	166	1778	60.4	6.4
Thompson	234	115	1324	49.1	5.7
Kreider	1	0	0	0.0	0.0
Bengals	510	281	3102	55.1	6.1
Opponents	491	284	3426	57.8	6.6

RUSHING	No	Yds	Avg	Lg	TD
Johnson	186	747	4.0	57	6
Alexander	169	702	4.2	37	2
A. Griffin	85	260	3.1	14	0
Turner	30	130	4.3	24	0
Anderson	16	122	7.6	20	1
Thompson	18	84	4.7	15	1
Montgomery	1	12	12.0	12	0
Livingseller	1	6	6.0	6	0
Poole	5	6	1.2	7	0
M. Harris	1	0	0.0	0	0
McMally	1	0	0.0	0	0
Bengals	513	2069	4.0	57	9
Opponents	469	1680	3.6	55	13

RECEIVING	No	Yds	Avg	Lg	TD
Ross	56	724	12.9	37	4
Curtis	43	610	14.2	67	3
Alexander	36	192	5.3	23	0
Bass	32	409	12.8	55	6
A. Griffin	28	196	7.0	19	0
Johnson	21	172	8.2	28	1
McInally	18	209	14.9	59	2
Kreider	17	272	16.0	30	0
Turner	12	73	6.1	15	1
M. Harris	10	137	13.7	26	0
Corbett	3	28	9.3	12	0
Levenseller	2	30	15.0	22	0
Poole	2	-4	-2.0	3	0
Munoz	1	-6	-6.0	-6	0
Bengals	284	3102	11.0	67	17
Opponents	281	3245	12.1	68	22

INTERCEPTIONS	No	Yds	Avg	Lg	TD
Breeden	7	91	13.0	29	0
Cameron	3	43	14.3	27	0
Riley	3	9	3.0	9	0
R. Griffin	2	80	40.0	52½	2
Williams	2	8	4.0	8	0
Jauron	1	11	11.0	11	0
Hicks	1	8	8.0	8	0
Bright	1	5	5.0	5	0
Bengals	20	255	12.8	52	3
Opponents	25	351	14.0	47	4

PUNTING	No	Yds	Avg	TB	Lg	E
McInally	83	3390	40.8	12	61	2
Breech	2	67	33.5	1	37	0
Bengals	85	3457	40.7	13	61	2
Opponents	72	2773	38.5	-	-	-

PUNT RETURNS	Ret	FC	Yds	Avg	Lg	TD
Montgomery	31	7	223	7.2	42	0
Heath	6	1	29	4.8	11	0
Bright	1	0	0	0.0	0	0
Williams	1	0	0	0.0	0	0
Bengals	39	8	252	6.5	42	0
Opponents	46	-	478	10.4	-	-

KICKOFF RETURNS	No	Yds	Avg	Lg	TD
Montgomery	44	843	19.2	40	0
Turner	9	173	19.2	31	0
Hicks	5	87	17.4	21	0
Heath	3	51	17.0	21	0
Kreider	1	19	19.0	19	0
J. Brown	2	10	5.0	10	0
Poole	1	8	8.0	8	0
Simpkins	3	8	2.7	8	0
Bengals	68	1199	17.6	40	0
Opponents	57	1180	20.7	-	-

	TD	TD %	INT	Int %	Lg	Sack-Lost	Ra
7	6	2.2	13	4.7	671	24-174	66.5
6	11	4.7	12	5.1	591	13-113	60.9
0	0	0.0	0	0.0	0	0-0	39.9
8	17	3.3	25	4.9	671	37-287	64.0
8	22	4.5	20	4.1	681	35-302	77.3

OFFENSE		DEFENSE	
WR	Dan Boss	LE	Eddie Edwards
LT	Anthony Munoz	NT	Whitley Whitley
LG	Glenn Bujnoch	RE	Ross Browner
C	Blair Bush	LOLB	Tom Dinkel
RG	Max Montoya		Bo Harris
TE	Mike Wilson	LILB	Jim LeClair
RT	Dan Ross	RILB	Glen Cameron
WR	Isaac Curtis	ROLB	Reggie Williams
QB	Ken Anderson	LCB	Ray Griffin
HB	Charles Alexander, Archie Griffin	RCB	Ken Riley
		SS	Greg Bright
FB	Pete Johnson, Charles Alexander	FS	Dick Jauron

FIELD GOALS	1-19	20-29	30-39	40-49	50+
Sunter	0-0	7-7	3-7	1-5	0-1
Breech	0-0	2-2	1-2	1-3	0-0
Vitiello	0-0	0-0	0-2	0-0	0-0
Benpals	0-0	9-9	4-11	2-8	0-1

FIELD GOAL ATTEMPTS BY GAME:

Sunter: (35G) (48N, 46N) (32N, 21G, 42G, 27G)
 (26G) (20G, 31G, 34G) (24G, 52N, 38N) (33N)
 (23G, 43N) (35N) (29G, 43N) (-) (-) (-) (-) (-) (-).
Vitiello: (-) (-) (-) (-) (-) (-) (-) (-) (-) (-) (-) (30B,
 33N) (-) (-) (-) (-). **Breech:** (-) (-) (-) (-) (-)
 (-) (-) (-) (-) (-) (-) (47N) (21G, 32G) (28G, 45N)
 (33N, 42G).

DEFENSE/SPECIAL TEAMS/MISC. DEF.

Player	Tkl	Asst	Tot	Sks-Yds	PD	FF	Yds.-Fcs
LeClair	74	24	98	0-0	7	0	1-0
Cameron	74	12	86	0-0	2	2	1-0
Williams	64	16	80	2-22	3	0	1-0
Dinkel	49	14	63	1-11	2	0	1-0
R. Griffin	50	8	58	0-0	8	1	2-14
R. Browner	47	11	58	8-74	5	0	1-0
B. Harris	44	11	55	2-11	3	2	2-15
Riley	51	3	54	0-0	14	0	1-0
Hicks	46	6	52	1-10	4	1	1-0
Jauron	40	9	49	0-0	3	1	1-0
Bright	37	10	47	1-10	2	1	3-0
Edwards	42	1	43	12-105	1	0	1-0
Breiden	38	0	38	0-0	12	0	0-0
Simpkins	26	10	36	1-0	2	1	1-0
Whitley	25	7	32	2-16	0	0	0-0
Razzano	11	4	15	0-0	0	0	0-0
Paolo	10	1	11	0-0	0	1	0-0
St. Clair	10	1	11	5-43	0	0	1-0
Burley	9	0	9	0-0	1	0	0-0
Luvseller	7	1	8	0-0	0	0	0-0
M. Harris	7	0	7	0-0	0	0	0-0
White	6	1	7	0-0	0	0	0-0
McIntire	6	0	6	0-0	0	0	1-0
Gust	4	1	5	0-0	0	0	0-0
Hora	3	1	4	0-0	1	0	0-0
Heath	3	0	3	0-0	1	0	0-0
Wilson	3	0	3	0-0	0	0	0-0
Suggs	2	1	3	0-0	0	0	0-0
Brecht	2	0	2	0-0	0	0	0-0
J. Browner	2	0	2	0-0	1	0	0-0
Glass	2	0	2	0-0	0	0	0-0
Moore	2	0	2	0-0	0	0	0-0
Munoz	2	0	2	0-0	0	0	0-0
Ross	2	0	2	0-0	0	0	0-0
Alexander	1	0	1	0-0	0	0	0-0
Bujnoch	1	0	1	0-0	0	0	0-0
Corbett	1	0	1	0-0	0	0	0-0
Curtis	1	0	1	0-0	0	0	0-0
A. Griffin	1	0	1	0-0	0	0	0-0
Lapham	1	0	1	0-0	0	0	0-0
Montgomery	1	0	1	0-0	0	0	0-0
Montoya	1	0	1	0-0	0	0	0-0
Thompson	1	0	1	0-0	0	0	0-0

Blocked kicks: Glass (1 blocked FG), White (1 blocked FG, 1 blocked PAT).

1981 FINAL STATISTICS (12-4-0)

Date	W/L	Score	Opponent	Alt.
Sept. 6	W	27-21	Seattle	41,177
Sept. 13	W	31-30	at N.Y. Jets	49,454
Sept. 20	L	17-20	Cleveland	52,170
Sept. 27	W	27-24	Buffalo	46,418
Oct. 4	L	10-17	at Houston	44,350
Oct. 11	W	41-19	at Baltimore	33,600
Oct. 18	W	34-7	Pittsburgh	57,090
Oct. 25	L	7-17	at New Orleans	46,336
Nov. 1	W	34-21	Houston	54,736
Nov. 8	W	40-17	at San Diego	51,259
Nov. 15	W	24-10	Los Angeles	55,836
Nov. 22	W	38-21	Denver	57,207
Nov. 29	W	41-21	at Cleveland	75,186
Dec. 6	L	3-21	San Francisco	56,796
Dec. 13	W	17-10	at Pittsburgh	50,623
Dec. 20	W	30-28	at Atlanta	35,972

*Overtime

TEAM STATISTICS	Bengals	Opponents
TOTAL FIRST DOWNS	361	324
Rushing	124	126
Passing	210	167
Penalty	27	31
3rd Down Efficiency	45.2	42.5
POSSESSION AVG.	30:52	29:08
TOTAL NET YARDS	5868	5289
Avg. Per Game	373.0	330.6
Total Plays	1078	1055
Avg. Per Play	5.5	5.0
NET YARDS RUSHING	1973	1881
Avg. Per Game	123.3	117.6
Total Rushes	493	465
NET YARDS PASSING	3895	3408
Avg. Per Game	249.7	213.0
Sacked-Yards Lost	35-205	42-349
Gross Yards	4200	3757
Att.-Completions	550-332	548-316
Completion Pct.	60.4	57.7
Had Intercepted	12	19
PUNTS-AVERAGE	73-44.8	81-40.3
PENALTIES-YARDS	109-896	104-787
FUMBLES-BALL LOST	25-12	32-18
TOUCHDOWNS	51	38
Rushing	19	12
Passing	30	24
Returns	2	2

Score by Periods	1	2	3	4	OT	Total
Bengals	74	150	58	136	3	421
Opponents	38	111	17	138	0	304

SCORING	TD	Ru	Pa	Rt	PAT	FG	S	TP
Breech	0	0	0	0	49-51	22-32	0	115
Johnson	16	12	4	0	—	—	0	96
Collinsworth	8	0	8	0	—	—	0	48
Kreider	5	0	5	0	—	—	0	30
Ross	5	0	5	0	—	—	0	30
A. Griffin	4	3	1	0	—	—	0	24
Alexander	3	2	1	0	—	—	0	18
Curtis	2	0	2	0	—	—	0	12
M. Harris	2	0	2	0	—	—	0	12
Verser	2	0	2	0	—	—	0	12
Anderson	1	1	0	0	—	—	0	6
Breedren	1	0	0	1	—	—	0	6
Hargrove	1	1	0	0	—	—	0	6
St. Clair	1	0	0	1	—	—	0	6
Bengals	51	19	30	2	49-51	22-32	0	421
Opponents	38	12	24	2	38-38	12-21	1	304

RUSHING	No	Yds	Avg	Lg	TD
Johnson	274	1077	3.9	391	12
Anderson	46	320	7.0	25	1
Alexander	98	292	3.0	16	2
A. Griffin	47	163	3.5	23	3
Hargrove	16	66	4.1	27	1
Schonert	7	41	5.9	19	1
Kreider	1	21	21.0	21	0
Verser	2	11	5.5	9	0
Bass	1	9	9.0	9	0
McInally	1	-27	-27.0	-27	0
Bengals	493	1973	4.0	391	19
Opponents	465	1881	4.0	43	12

RECEIVING	No	Yds	Avg	Lg	TD
Ross	71	910	12.8	37	5
Collinsworth	67	1009	15.1	741	8
Johnson	46	320	7.0	33	4
Curtis	37	609	16.5	68	2
Kreider	37	520	14.1	46	5
Alexander	28	262	9.4	651	1
A. Griffin	20	160	8.0	17	1
M. Harris	13	181	13.9	42	2
Verser	6	161	26.8	731	2
McInally	6	68	11.3	20	0
Hargrove	1	0	0.0	0	0
Bengals	332	4200	12.7	74	30
Opponents	316	3757	11.9	651	24

INTERCEPTIONS	No	Yds	Avg	Lg	TD
Riley	5	6	1.2	6	0
Breedren	4	145	36.3	1021	1
Williams	4	33	8.3	14	0
B. Harris	2	92	46.0	49	0
Fuller	1	31	31.0	31	0
Razzano	1	11	11.0	11	0
Cameron	1	0	0.0	0	0
LeClair	1	0	0.0	0	0
Bengals	19	318	16.7	1021	1
Opponents	12	143	11.9	38	1

PUNTING	No	Yds	Avg	TB	Lg	B
McInally	72	3272	45.4	11	62	1
Bengals	73	3272	44.8	11	62	1
Opponents	81	3266	40.3	—	—	—

PUNT RETURNS	Ret	FC	Yds	Avg	Lg	TD
Fuller	23	13	177	7.7	34	0
Simmons	5	6	24	4.8	11	0
Hicks	1	0	4	4.0	4	0
Bengals	29	19	205	7.1	34	0
Opponents	42	—	416	9.9	—	—

KICKOFF RETURNS	No	Yds	Avg	Lg	TD
Verser	29	691	23.8	78	0
Chapman	8	171	21.4	29	0
A. Griffin	6	119	19.8	28	0
Fuller	1	34	34.0	34	0
R. Griffin	2	31	15.5	17	0
Simmons	1	10	10.0	10	0
Dinkel	1	0	0.0	0	0
Kemp	1	0	0.0	0	0
Razzano	1	fair catch	—	—	—
Bengals	49	1056	21.6	78	0
Opponents	80	1612	20.2	961	1

PASSING	Att	Cmp	Yds	Cmp %	Yds/Att	TD	INT	Int %	Lg	Sack-Lost	Rat	
Anderson	479	300	3754	62.6	7.84	29	6.1	10	2.1	741	25-140	98.4
Thompson	49	21	267	42.9	5.45	1	2.0	2	4.1	21	7-61	50.3
Schonert	19	10	166	52.6	8.74	0	0.0	0	0.0	36	3-4	82.3
Kreider	3	1	13	33.3	4.33	0	0.0	0	0.0	13	0-0	47.9
Bengals	550	332	4200	60.4	7.64	30	5.5	12	2.2	741	35-205	93.3
Opponents	548	316	3757	57.7	6.86	24	4.4	19	3.5	651	42-349	78.9

USUAL STARTERS

OFFENSE	DEFENSE
WR Chris Collinsworth	LE Eddie Edwards
LT Anthony Munoz	NT Wilson Whitley
LG Dave Lapham	RE Ross Browner
C Blair Bush	LOLB Bo Harris
RG Max Montoya	LILB Jim LeClair
RT Mike Wilson	RILB Glenn Cameron
TE Dan Ross	ROLB Reggie Williams
WR Isaac Curtis	LCB Louis Breeden
QB Ken Anderson	RCB Ken Riley
HB Charles Alexander	SS Bobby Kemp
FB Pete Johnson	FS Bryan Hicks

FIELD GOALS	1-19	20-29	30-39	40-49	50+
Breech	0-0	9-11	7-9	5-11	1-1
Bengals	0-0	9-11	7-9	5-11	1-1

FIELD GOAL ATTEMPTS BY GAME:

Breech: (25G, 40G, 43N) (25N, 44G) (42B, 29N, 21G) (23G, 28G) (45G, 36N, 48N) (38G, 24G) (27G, 23G) (-) (30G, 51G) (43G, 33G) (37G) (38G, 46N, 48N) (-) (30G) (38G, 41N) (39N, 29G, 20G, 45G).

DEFENSE/SPECIAL TEAMS/MISC. DEF.

Player	Tkl	Asst	Tot	Sks-Yds	PD	FF	FR-Yds
LeClair	81	31	112	1-10	7	0	1-0
Williams	83	23	106	11-90	3	3	3-0
Cameron	76	20	96	0-0	7	3	0-0
B. Harris	69	20	89	2-11	5	0	2-3
Breedren	67	13	80	0-0	12	1	1-10
Hicks	53	22	75	0-0	8	1	2-3
Kemp	53	17	70	1-6	8	2	0-0
Browner	47	11	58	9-80	2	2	1-0
Edwards	36	11	47	10-89	0	2	1-0
Riley	38	5	43	0-0	14	1	1-0
Razzano	31	10	41	0-0	0	2	0-0
Whitley	23	8	31	2-12	0	0	0-0
Dinkel	24	4	28	0-0	0	0	0-0
Simmons	20	3	23	0-0	2	0	0-0
Horn	18	5	23	0-0	0	0	1-0
St. Clair	17	4	21	3-24	2	0	1-12
Frazier	14	7	21	0-0	2	0	0-0
R. Griffin	13	6	19	0-0	4	1	1-0
Fuller	13	5	18	0-0	2	0	1-0
Burley	11	3	14	2-26	0	0	0-0
Schulz	11	3	14	0-0	0	0	1-0
Davis	9	1	10	0-0	0	0	0-0
Bush	7	2	9	0-0	0	0	0-0
Chapman	7	2	9	0-0	1	0	0-0
Kreider	6	1	7	0-0	0	0	0-0
Verser	6	1	7	0-0	0	0	0-0
Hargrove	5	1	6	0-0	0	0	0-0
M. Harris	5	1	6	0-0	0	0	0-0
Bright	3	1	4	0-0	0	0	0-0
Alexander	2	0	2	0-0	0	0	0-0
Anderson	2	0	2	0-0	0	0	0-0
Breech	2	0	2	0-0	0	0	0-0
Lapham	2	0	2	0-0	0	0	0-0
Munoz	2	0	2	0-0	0	0	0-0
McInally	1	0	1	0-0	0	0	0-0
Ross	1	0	1	0-0	0	0	0-0
Wilson	1	0	1	0-0	0	0	0-0
Bass	0	0	0	0-0	0	0	1-0
TEAM	—	—	—	1-1	—	—	—

Blocked kicks: None

1981 SEASON PLAYOFF STATISTICS (2-1)

Date	W/L	Score	Opponent	Att.
Jan. 3*	W	28-21	Buffalo	55,420
Jan. 10*	W	27-7	San Diego	46,302
Jan. 24*	L	21-26	vs. San Francisco	41,270

*AFC Divisional Playoff
*AFC Championship
#Super Bowl XVI at Pontiac, Mich.

TEAM STATISTICS	Bengals	Opponents
TOTAL FIRST DOWNS	65	59
Rushing	26	31
Passing	33	24
Penalty	6	4
3rd Down: Made-Att	17-34	16-35
3rd Down Pct.	50.0	45.7
4th Down: Made-Att	1-2	0-0
4th Down Pct.	50.0	—
POSSESSION AVG.	30:28	29:32
TOTAL NET YARDS	979	912
Avg. Per Game	325.3	304.0
Total Plays	180	183
Avg. Per Play	5.4	5.0
NET YARDS RUSHING	351	389
Avg. Per Game	117.0	129.7
Total Rushes	93	99
NET YARDS PASSING	628	523
Avg. Per Game	209.3	174.3
Sacked-Yards Lost	9-30	3-21
Gross Yards	667	544
Att.-Completions	78-54	81-44
Completion Pct.	69.2	54.3
Had Intercepted	2	4
PUNTS-AVERAGE	10-40.1	9-41.1
Net Punting Avg.	36.0	34.2
PENALTIES-YARDS	16-126	16-136
FUMBLES-BALLS LOST	5-3	6-3
TOUCHDOWNS	10	6
Rushing	5	3
Passing	5	3
Returns	0	0

Score by Periods	1	2	3	4	OT	Tot
Bengals	24	7	17	28	—	76
Opponents	7	27	7	13	—	54

PASSING	Att	Cmp	Yds	Cmp %	Yds/Att	TD	%	INT	%	Lg	Sack-Lost	Rat
Anderson	77	53	653	68.8	8.48	5	6.5	2	2.6	49	9-39	105.6
Thompson	1	1	14	100.0	14.00	0	0.0	0	0.0	14	0-0	118.8
Bengals	78	54	667	69.2	8.55	5	6.4	2	2.6	49	9-39	106.1
Opponents	81	44	544	54.3	6.72	3	3.7	4	4.9	54	3-21	67.1

SCORING	TD	Ru	Pa	Ri	K-PAT	FG	S	TP
Breech	0	0	0	0	10-10	2-3	0	16
Alexander	2	2	0	0	—	—	0	12
Johnson	2	2	0	0	—	—	0	12
Ross	2	0	2	0	—	—	0	12
Anderson	1	1	0	0	—	—	0	6
Bass	1	0	1	0	—	—	0	6
Collinsworth	1	0	1	0	—	—	0	6
M. Harris	1	0	1	0	—	—	0	6
Bengals	10	5	5	0	10-10	2-3	0	76
Opponents	6	3	3	0	6-6	4-6	0	54

RUSHING	No	Yds	Avg	Lg	TD
Johnson	52	161	3.1	11	2
Alexander	27	111	4.1	20	2
Anderson	11	69	6.3	13	1
A. Griffin	2	8	4.0	4	0
Collinsworth	1	2	2.0	2	0
Bengals	93	351	3.8	20	5
Opponents	99	389	3.9	44	3

RECEIVING	No	Yds	Avg	Lg	TD
Ross	22	244	11.1	19	2
Collinsworth	9	159	17.7	49	1
Curtis	5	92	15.3	22	0
Johnson	5	45	7.5	14	0
Alexander	6	38	6.3	16	0
Kreider	3	78	26.0	42	0
M. Harris	1	8	8.0	8	1
Bass	1	3	3.0	3	1
Bengals	54	667	12.4	49	5
Opponents	44	544	12.4	54	3

INTERCEPTIONS	No	Yds	Avg	Lg	TD
Kemp	1	24	24.0	24	0
B. Harris	1	16	16.0	16	0
Breeden	1	0	0.0	0	0
Riley	1	0	0.0	0	0
Bengals	4	40	10.0	24	0
Opponents	2	52	26.0	27	0

PUNTING	No	Yds	Avg	Net	TB	In20	Lg	B
McInally	10	401	40.1	36.0	1	2	60	0
Bengals	10	401	40.1	36.0	1	2	60	0
Opponents	9	370	41.1	34.2	0	0	50	0

PUNT RETURNS	Ret	FC	Yds	Avg	Lg	TD
Fuller	5	2	62	12.4	27	0
Bengals	5	2	62	12.4	27	0
Opponents	4	1	21	5.3	7	0

KICKOFF RETURNS	No	Yds	Avg	Lg	TD
Verser	10	186	18.6	40	0
Frazier	1	0	0.0	0	0
A. Griffin	1	0	0.0	0	0
Bengals	12	186	15.5	40	0
Opponents	14	254	18.1	36	0

FIELD GOALS	1-19	20-29	30-39	40-49	50+
Breech	0-0	0-0	2-3	0-0	0-0
Bengals	0-0	0-0	2-3	0-0	0-0
Opponents	0-0	3-3	0-1	1-1	0-1

FIELD GOAL ATTEMPTS BY GAME:
Breech: (33B) (31G, 38G) (-)
Opponents: (-) (37N, 50N) (22G, 26G, 40G, 23G).

DEFENSE/SPECIAL TEAMS/MISC. DEF.								
Player	Tkl	Asst	Tot	Sks-Yds	PD	FF	FR-Yds	
Browner	20	4	24	1-9	0	0	1-0	
Williams	12	7	19	0-0	3	1	0-0	
Hicks	14	4	18	0-0	2	1	0-0	
B. Harris	13	5	18	1-5	0	0	0-0	
Cameron	9	9	18	0-0	3	1	0-0	
Breeden	14	1	15	0-0	6	0	0-0	
Kemp	9	6	15	0-0	6	0	0-0	
LeClair	6	6	12	0-0	3	0	0-0	
Edwards	5	3	8	1-7	0	0	0-0	
Riley	0	1	7	0-0	5	0	0-0	
Whitley	4	3	7	0-0	0	0	0-0	
R. Griffin	6	0	6	0-0	1	0	0-0	
Dinkel	3	3	6	0-0	0	0	0-0	
Razzano	4	0	4	0-0	0	1	0-0	
St. Clair	2	2	4	0-0	0	0	0-0	
Davis	1	2	3	0-0	0	0	0-0	
Fuller	2	0	2	0-0	0	0	0-0	
Frazier	1	1	2	0-0	0	0	0-0	
Simmons	1	1	2	0-0	0	0	1-0	
Breech	1	0	1	0-0	0	0	0-0	
Hargrove	1	0	1	0-0	0	0	0-0	
Montoya	1	0	1	0-0	0	1	0-0	
Verser	1	0	1	0-0	0	0	0-0	
Wilson	1	0	1	0-0	0	0	0-0	
Bush	0	1	1	0-0	0	0	0-0	
Bass	0	0	0	0-0	1	0	1-0	

Blocked kicks: None

1982 FINAL STATISTICS (7-2-0)

Date	W/L	Score	Opponent	Att.
Sept 12	W	27-6	Houston	52,268
Sept 19	L	20-26*	at Pittsburgh	53,973
Players Strike				
Nov. 21	W	18-14	at Philadelphia	65,172
Nov. 28	W	31-17	L.A. Raiders	53,330
Dec. 5	W	20-17	at Baltimore	23,598
Dec. 12	W	23-10	Cleveland	54,305
Dec. 20	L	34-50	at San Diego	51,296
Dec. 26	W	24-10	Seattle	55,330
Jan. 2	W	35-27	at Houston	26,522

*Overtime

TEAM STATISTICS	Bengals	Opponents
TOTAL FIRST DOWNS	207	170
Rushing	63	61
Passing	123	102
Penalty	21	7
3rd Down Efficiency	54.1	33.7
POSSESSION AVG.	33.26	26.34
TOTAL NET YARDS	3288	2893
Avg. Per Game	365.3	321.4
Total Plays	606	551
Avg. Per Play	5.4	5.3
NET YARDS RUSHING	949	850
Avg. Per Game	105.4	94.4
Total Rushes	269	223
NET YARDS PASSING	2339	2043
Avg. Per Game	259.9	227.0
Sacked-Yards Lost	27-162	22-207
Gross Yards	2501	2250
Att.-Completions	310-219	306-187
Completion Pct.	70.6	61.1
Had Intercepted	9	14
PUNTS-AVERAGE	31-38.7	37-40.1
PENALTIES-YARDS	56-475	64-551
FUMBLES-BALL LOST	12-7	19-6
TOUCHDOWNS	27	21
Rushing	13	8
Passing	12	12
Returns	2	1

Score by Periods	1	2	3	4	OT	Tot
Bengals	48	76	62	46	0	232
Opponents	24	42	51	54	6	177

SCORING	TD-Ru	Pa-Rt	PAT	FG	S	TP
Breech	0	0	0	25-26	14-18	0
Johnson	7	7	0	0	-	0
Anderson	4	4	0	0	-	0
M. Harris	3	0	3	0	-	0
Ross	3	0	3	0	-	0
Alexander	2	1	1	0	-	0
Kreider	1	0	1	0	-	0
Collinsworth	1	0	1	0	-	0
Curtis	1	0	1	0	-	0
A. Griffin	1	1	0	0	-	0
B. Harris	1	0	0	1	-	0
Holman	1	0	1	0	-	0
Riley	1	0	0	1	-	0
Verser	1	0	1	0	-	0
Williams	0	0	0	0	-	1
Bengals	27	13	12	2	26-27	14-18
Opponents	21	8	12	1	19-21	10-12

PASSING	Att	Cmp	Yds	Cmp %	Yds/Att	TD	% INT	Int	Lg	Sack-Lost	Rat
Anderson	309	218	2495	70.6	8.07	12	3.9	9	2.9	561	26-154
Schonert	1	1	6	100.0	6.00	0	0.0	0	0.0	6	1-8
Bengals	310	219	2501	70.6	8.07	12	3.9	9	2.9	561	27-162
Opponents	306	187	2250	61.1	7.35	12	3.9	14	4.6	561	22-207

RUSHING	No	Yds	Avg	Lg	TD
Johnson	156	622	4.0	21	7
Alexander	54	207	3.8	18	1
Anderson	25	85	3.4	12	4
A. Griffin	12	39	3.3	10	1
Curtis	3	15	5.0	8	0
Tate	2	2	1.0	2	0
Verser	1	1	1.0	1	0
M. Harris	2	-3	-1.5	5	0
Schonert	3	-8	-2.7	-3	0
Collinsworth	1	-11	-11.0	-11	0
Bengals	269	949	3.5	21	13
Opponents	223	850	3.8	48	8

RECEIVING	No	Yds	Avg	Lg	TD
Collinsworth	49	700	14.3	50	1
Ross	47	508	10.8	28	3
Johnson	31	267	8.6	25	0
Curtis	23	320	13.9	45	1
A. Griffin	22	172	7.8	22	0
Kreider	16	230	14.4	28	1
Alexander	14	85	6.1	14	1
M. Harris	10	103	10.3	17	3
Verser	4	98	24.5	56	1
Holman	3	18	6.0	10	1
Bengals	219	2501	11.4	56	12
Opponents	187	2250	12.0	66	12

INTERCEPTIONS	No	Yds	Avg	Lg	TD
Riley	5	88	17.6	56	1
Breedren	2	9	4.5	9	0
B. Harris	1	62	62.0	62	1
Browner	1	29	29.0	29	0
R. Griffin	1	21	21.0	21	0
Williams	1	20	20.0	20	0
LeClair	1	11	11.0	11	0
Fuller	1	0	0.0	0	0
Kemp	1	0	0.0	0	0
Bengals	14	240	17.1	62	2
Opponents	9	93	10.3	35	1

PUNTING	No	Yds	Avg	TB	Lg	B
McNally	31	1201	38.7	4	53	0
Bengals	31	1201	38.7	4	53	0
Opponents	37	1484	40.1	-	-	-

PUNT RETURNS	Ret	FC	Yds	Avg	Lg	TD
Fuller	17	8	95	5.6	13	0
Bengals	17	8	95	5.6	13	0
Opponents	17	-	60	4.0	-	0

KICKOFF RETURNS	No	Yds	Avg	Lg	TD
Verser	16	320	20.0	33	0
Tate	14	314	22.4	55	0
Fuller	1	9	9.0	9	0
Bengals	31	643	20.7	55	0
Opponents	45	851	18.9	-	0

USUAL STARTERS

OFFENSE	DEFENSE
WR Cris Collinsworth	LE Eddie Edwards
LT Anthony Munoz	NT Wilson Whitley
LG Dave Lapham	RE Ross Browner
C Blair Bush	LOLB Bo Harris
RG Max Montoya	LILB Jim LeClair
TE Mike Wilson	RILB Glenn Cameron
RT Dan Ross	ROLB Reggie Williams
WR Isaac Curtis	LCB Louis Breedren
QB Ken Anderson	RCB Ken Riley
HB Charles Alexander	SS Bobby Kemp
FB Pete Johnson	FS Bryan Hicks

FIELD GOALS	1-19	20-29	30-39	40-49	50+
Breech	2-2	3-3	5-6	3-5	1-2
Bengals	2-2	3-3	5-6	3-5	1-2

FIELD GOAL ATTEMPTS BY GAME:

Breech: (25G, 43G, 47N, 43N) (31G, 50G, 39B) (49G, 19G, 38G) (35G) (-) (36G, 21G, 44G) (27G, 19G) (34G) (51N).

DEFENSE/SPECIAL TEAMS/MISC. DEF.

Player	Tkl	Asst	Tot	Sks-Yds	PD	FF	FR-Yds
Kemp	41	11	52	1-2	6	1	0-0
LeClair	33	17	50	2.5-20	1	0	0-0
Hicks	31	17	48	0-0	9	0	0-0
Williams	34	9	43	4.5-41	3	0	0-0
Cameron	29	14	43	0-0	1	1	0-0
Browner	28	13	41	3-38	1	1	0-0
B. Harris	31	9	40	2-22	2	1	0-0
Edwards	25	5	30	6-53	1	0	1-0
Riley	26	3	29	0-0	9	0	0-0
Breedren	25	4	29	1-13	5	0	0-0
R. Griffin	18	5	23	0-0	4	0	0-0
Jackson	17	3	20	0-0	0	1	0-0
Fuller	16	3	19	0-0	0	0	1-0
Razzano	12	4	16	0-0	0	1	0-0
Whitley	11	4	15	1-12	0	1	0-0
Frazier	10	2	12	0-0	0	0	0-0
Dinkel	7	2	9	0-0	0	0	0-0
Davis	6	3	9	0-0	2	0	0-0
Schuh	6	3	9	0-0	0	0	0-0
Holman	5	1	6	0-0	0	0	0-0
Verser	3	2	5	0-0	0	0	0-0
St. Clair	4	0	4	0-0	0	0	0-0
M. Harris	3	0	3	0-0	0	0	0-0
Collins	2	1	3	1-6	0	0	0-0
Burley	2	0	2	0-0	0	0	0-0
Bush	2	0	2	0-0	0	0	0-0
Boyersky	1	1	2	0-0	0	0	0-0
Simpkins	1	1	2	0-0	0	1	0-0
Anderson	1	0	1	0-0	0	0	0-0
Collinsworth	1	0	1	0-0	0	0	0-0
Curtis	1	0	1	0-0	0	0	0-0
Johnson	1	0	1	0-0	0	0	0-0
Kreider	1	0	1	0-0	0	0	0-0
Simmons	1	0	1	0-0	0	0	0-0
Weaver	1	0	1	0-0	0	0	0-0
Wilson	1	0	1	0-0	0	0	0-0

Blocked kicks: TEAM (1 blocked PAT)

1982 SEASON PLAYOFF STATISTICS (0-1)

Date W/L Score Opponent Att.
Jan. 9* L 17-44 N.Y. Jets 57,560
*AFC First-Round Playoff

TEAM STATISTICS	Bengals	Opponent
TOTAL FIRST DOWNS	23	27
Rushing	3	12
Passing	18	13
Penalty	2	2
3rd Down: Made-Att.	7-10	6-9
3rd Down Pct.	70.0	66.7
4th Down: Made-Att.	0-0	0-0
4th Down Pct.	-	-
POSSESSION AVG.	31:16	28:44
TOTAL NET YARDS	395	517
Avg. Per Game	395.0	517.0
Total Plays	61	63
Avg. Per Play	6.5	8.2
NET YARDS RUSHING	62	234
Avg. Per Game	62.0	234.0
Total Rushes	21	34
NET YARDS PASSING	333	283
Avg. Per Game	333.0	283.0
Sacked-Yards Lost	4-21	0-0
Gross Yards	354	283
Att.-Completions	36-26	29-21
Completion Pct.	72.2	72.4
Had Intercepted	3	1
PUNTS-AVERAGE	2-43.0	0-0.0
Net Punting Avg.	42.0	-
PENALTIES-YARDS	7-60	12-95
FUMBLES-BALLS LOST	2-1	2-1
TOUCHDOWNS	2	5
Rushing	0	2
Passing	2	2
Returns	0	1

Score by Periods	1	2	3	4	OT	Tot
Bengals	14	0	3	0	-	17
Opponent	3	17	3	21	-	44

SCORING	TD	Ru	Pa	Rt	K	PAT	FG	S	TP
Curtis	1	0	1	0	-	-	0	6	
Ross	1	0	1	0	-	-	0	6	
Breech	0	0	0	0	2-2	1-2	0	5	
Bengals	2	0	2	0	2-2	1-2	0	17	
Opponent	5	2	2	1	5-5	3-3	0	44	

RUSHING	No	Yds	Avg	Lg	TD
Johnson	9	26	2.9	14	0
A. Griffin	3	17	5.7	8	0
Alexander	7	14	2.0	6	0
Anderson	2	5	2.5	3	0
Bengals	21	62	3.0	14	0
Opponent	34	234	6.9	35	2

RECEIVING	No	Yds	Avg	Lg	TD
Collinsworth	7	120	17.1	53	0
Ross	6	89	14.8	26	1
Curtis	3	63	21.0	32	1
Kreider	3	41	13.7	17	0
A. Griffin	3	14	4.7	6	0
Johnson	3	7	2.3	9	0
M. Harris	1	20	20.0	20	0
Bengals	26	354	13.6	53	2
Opponent	21	283	13.5	49	2

INTERCEPTIONS	No	Yds	Avg	Lg	TD
Riley	1	0	0.0	0	0
Bengals	1	0	0.0	0	0
Opponent	3	136	46.0	98	1

PUNTING	No	Yds	Avg	Net	TB	In20	Lg	B
McInally	2	86	43.0	42.0	0	0	45	0
Bengals	2	86	43.0	42.0	0	0	45	0
Opponent	0	0	-	-	0	0	-	0

PUNT RETURNS	Ret	FC	Yds	Avg	Lg	TD
(Name)						
Bengals	0	0	0	-	-	0
Opponent	1	1	2	2.0	2	0

KICKOFF RETURNS	No	Yds	Avg	Lg	TD
Verser	7	116	16.6	21	0
Tate	1	22	22.0	22	0
Bengals	8	138	17.3	22	0
Opponent	4	69	17.3	20	0

FIELD GOALS	1-19	20-29	30-39	40-49	50+
Breech	0-0	1-1	0-0	0-1	0-0
Bengals	0-0	1-1	1-1	1-1	0-0
Opponent	0-0	1-1	1-1	1-1	0-0

FIELD GOAL ATTEMPTS:
Breech: (20G, 46N)
Opponent: (32G, 24G, 47G).

DEFENSE/SPECIAL TEAMS/MISC. DEF.									
Player	Tkl	Asst	Tot	Sks-Yds	PD	FF	Yds	FR-Yds	
Cameron	8	0	8	0-0	0	0	0-0		
Browner	6	2	8	0-0	0	0	0-0		
Williams	6	1	7	0-0	0	0	0-0		
Riley	5	1	6	0-0	0	0	0-0		
R. Griffin	5	0	5	0-0	0	0	0-0		
Kemp	5	0	5	0-0	1	2	0-0		
Fuller	4	0	4	0-0	0	0	1-20		
B. Harris	4	0	4	0-0	0	0	0-0		
LeClair	2	2	4	0-0	0	0	0-0		
Breedon	1	2	3	0-0	0	0	0-0		
Edwards	2	0	2	0-0	0	0	0-0		
Hicks	2	0	2	0-0	0	0	0-0		
Simmons	2	0	2	0-0	0	0	0-0		
Davis	1	0	1	0-0	0	0	0-0		
Frazier	1	0	1	0-0	0	0	0-0		
Jackson	1	0	1	0-0	0	0	0-0		
Munoz	1	0	1	0-0	0	0	0-0		
Ross	1	0	1	0-0	0	0	0-0		
Verser	1	0	1	0-0	0	0	0-0		
Whitley	1	0	1	0-0	1	0	0-0		
Razzano	0	1	1	0-0	0	0	0-0		

Blocked kicks: None.

PASSING	Att	Cmp	Yds	Cmp %	Yds/Att	TD	INT	Lg	Sack-Lost	Rat
Anderson	35	26	354	74.3	10.11	2	5.7	3	4-21	89.5
Schonert	1	0	0	0.0	0.00	0	0.0	0	0-0	39.6
Bengals	36	26	354	72.2	9.83	2	5.6	3	4-21	87.0
Opponent	29	21	283	72.4	9.76	2	6.9	1	0-0	111.7

1983 FINAL STATISTICS (7-9-0)

Date	W/L	Score	Opponent	Alt.	RUSHING	No	Yds	Avg	Lg	TD
Sept. 4	L	10-20	L.A. Raiders	50,856	Johnson	210	763	3.6	161	14
Sept. 11	L	6-10	Buffalo	46,839	Alexander	153	523	3.4	12	3
Sept. 15	L	7-17	at Cleveland	79,700	S. Wilson	56	267	4.8	18	1
Sept. 25	W	23-17	at Tampa Bay	55,023	Kinnelbrew	39	156	4.0	17	3
Oct. 2	L	31-34	Baltimore	48,104	Anderson	22	147	6.7	29	1
Oct. 10	L	14-24	Pittsburgh	56,086	Schonert	29	117	4.0	15	2
Oct. 16	L	17-24	at Denver	74,305	Tale	25	77	3.1	13	0
Oct. 23	W	28-21	Cleveland	50,047	Verser	2	31	15.5	29	0
Oct. 30	W	34-14	Green Bay	53,349	Martin	2	21	10.5	15	0
Nov. 6	W	55-14	at Houston	39,706	Collinsworth	2	2	1.0	8	0
Nov. 13	L	15-20	at Kansas City	44,711	Kreider	1	2	2.0	2	0
Nov. 20	W	38-10	Houston	46,375	Christensen	1	-2	-2.0	-2	0
Nov. 28	L	14-38	at Miami	74,506	Bengals	542	2104	3.9	29	24
Dec. 4	W	23-10	at Pittsburgh	55,832	Opponents	430	1499	3.5	40	16
Dec. 11	W	17-9	Detroit	45,728						
Dec. 17	L	14-20	at Minnesota	51,565						

TEAM STATISTICS	Bengals	Opponents
TOTAL FIRST DOWNS	327	276
Rushing	127	96
Passing	179	156
Penalty	21	24
3rd Down: Made-Alt.	97-122	94-216
3rd Down Pct.	45.8	43.5
POSSESSION AVG.	31.29	28.31
TOTAL NET YARDS	5287	4327
Avg. Per Game	330.4	270.4
Total Plays	1036	973
Avg. Per Play	5.1	4.4
NET YARDS RUSHING	2104	1499
Avg. Per Game	131.5	93.7
Total Rushes	542	430
NET YARDS PASSING	3183	2828
Avg. Per Game	198.9	176.8
Sacked-Yards Lost	40-309	41-335
Gross Yards	3492	3163
Alt. Completions	454-290	502-288
Completion Pct.	63.9	57.4
Had Intercepted	18	23
PUNTS-AVERAGE	69-40.6	76-42.3
PENALTIES-YARDS	99-837	100-871
FUMBLES-BALL LOST	35-15	35-16
TOUCHDOWNS	43	36
Rushing	24	16
Passing	14	17
Returns	5	3

Score by Periods	1	2	3	4	OT	Total
Bengals	102	140	54	50	-	346
Opponents	55	85	96	-	-	302

SCORING	TD	Ru	Pa	Rt	PAT	FG	S	3PT
Breech	0	0	0	0	39-41	16-23	0	87
Johnson	14	14	0	0	-	-	0	84
Collinsworth	5	0	0	0	-	-	0	30
Alexander	3	3	0	0	-	-	0	18
Kinnelbrew	3	3	0	0	-	-	0	18
Ross	3	0	3	0	-	-	0	18
Curtis	2	0	2	0	-	-	0	12
Harris	2	0	2	0	-	-	0	12
Riley	2	0	0	2	-	-	0	12
Schonert	2	2	0	0	-	-	0	12
S. Wilson	2	1	1	0	-	-	0	12
Anderson	1	1	0	0	-	-	0	6
J. Griffin	1	0	0	1	-	-	0	6
Horton	1	0	0	1	-	-	0	6
Kreider	1	0	1	0	-	-	0	6
Williams	1	0	0	1	-	-	0	6
Browner	0	0	0	0	1	-	0	1
Bengals	43	24	14	5	40-43	16-23	0	346
Opponents	36	16	17	3	35-36	17-22	0	302

PASSING	Att	Cmp	Yds	Cmp %	Yds/Att	TD	INT	Int %	Lg	Sack-Lost	Rat	
Anderson	297	198	2333	66.7	7.86	12	4.0	13	4.4	801	25-187	85.6
Schonert	156	92	1159	59.0	7.43	-2	1.3	5	3.2	54	15-122	73.1
Kreider	1	0	0	0.00	0.00	0	0.0	0	0.0	0	0-0	39.6
Bengals	454	290	3492	63.9	7.69	14	3.1	18	4.0	801	40-309	81.1
Opponents	502	288	3163	57.4	6.30	17	3.4	23	4.6	53	41-335	68.3

USUAL STARTERS

OFFENSE	DEFENSE
WR Chris Collinsworth	LE Eddie Edwards
LT Anthony Munoz	NT Jerry Boyarsky
LG Dave Lapham	RE Ross Browner
C Dave Rimington	Glenn Collins
RG Max Montoya	LOLB Tom Dinkel
RT Mike Wilson	LILB Jim LeClair
TE Dan Ross	RILB Glenn Cameron
WR Isaac Curtis	ROLB Reggie Williams
QB Ken Anderson	LCB Louis Breen
HB Rodney Tate	RCB Ken Riley
Charles Alexander	SS Bobby Kemp
FB Charles Alexander	FS Robert Jackson
Pete Johnson	

FIELD GOALS	1-19	20-29	30-39	40-49	50+
Breech	2-2	7-7	5-7	2-5	0-2
Bengals	2-2	7-7	5-7	2-5	0-2

FIELD GOAL ATTEMPTS BY GAME
Breech: (36G) (40N, 47G, 30G) (-) (24G) (19G) (47N) (51N, 35G) (-) (-) (29G, 44G) (31G, 23G, 23G) (26G) (-) (32G, 19G, 27G) (32N, 28G) (44N, 35N, 52N).

DEFENSE/SPECIAL TEAMS/MISC. DEF.

Player	Tkl	Asst	Tot	Sks-Yds	PD	FF	FR-Yds
Cameron	63	40	103	2-18	1	0	1-1
Williams	57	33	90	7.5-64.5	5	3	4-59
Jackson	51	37	88	0-0	7	0	0-0
LeClair	38	40	78	1-11	2	0	0-0
Breen	44	15	59	1-9	10	1	1-0
Kemp	38	21	59	1-10	7	1	1-0
Krumrie	32	21	53	1.5-2.5	0	0	1-0
Riley	39	5	44	0-0	12	0	1-0
Horton	28	16	44	0-0	6	0	0-0
Frazier	28	14	42	1-8	0	0	0-0
Browner	25	15	40	3-26	1	2	0-0
Edwards	23	15	38	13-94.5	0	0	1-0
Razzano	20	16	36	0-0	0	0	1-0
Dinkel	22	12	34	0-5-4	3	0	2-4
Boyarsky	18	14	32	1.5-13.5	0	0	0-0
R. Griffin	20	4	24	1-10	0	1	1-13
Collins	13	8	21	5-53	2	1	1-0
Simmons	10	7	17	0-0	1	0	0-0
Schuh	8	5	13	0-0	0	0	0-0
Kinnelbrew	10	2	12	0-0	0	0	0-0
Maidlow	10	1	11	0-0	0	0	0-0
Simpkins	5	6	11	0-0	0	0	1-0
J. Griffin	8	2	10	0-0	1	0	0-0
Turner	6	2	8	0-0	0	1	0-0
S. Wilson	4	3	7	0-0	0	0	0-0
Burley	5	0	5	2-11	2	0	0-0
Holman	4	1	5	0-0	0	0	0-0
Harris	3	1	4	0-0	0	0	0-0
Alexander	3	0	3	0-0	0	0	0-0
Martin	3	0	3	0-0	0	0	0-0
Curtis	2	0	2	0-0	0	0	0-0
Hammula	0	2	2	0-0	0	0	0-0
Breech	1	0	1	0-0	0	0	0-0
Collinsworth	1	0	1	0-0	0	0	0-0
Johnson	1	0	1	0-0	0	0	0-0
Kreider	1	0	1	0-0	0	0	0-0
Lapham	1	0	1	0-0	0	0	0-0
Munoz	1	0	1	0-0	0	0	0-0
Rimington	1	0	1	0-0	0	0	0-0
Ross	1	0	1	0-0	0	0	0-0
Hicks	0	1	1	0-0	1	0	0-0

Blocked kicks: Krumrie (1 blocked PAT).

TEAM HISTORY

1984 FINAL STATISTICS (8-8-0)

USUAL STARTERS

OFFENSE		DEFENSE	
WR	Cris Collinsworth	LE	Eddie Edwards
LT	Anthony Munoz	NT	Tim Krumrie
LG	Brian Blados	RE	Ross Browner
C	Dave Rimington	LOLB	Jeff Schuh
RG	Max Montoya	LILB	Ron Simpkins
RT	Mike Wilson	RILB	Glen Cameron
TE	M.L. Harris	ROLB	Reggie Williams
WR	Isaac Curtis	LCB	Louis Breeden
QB	Ken Anderson	RCB	Ray Horton
HB	James Brooks	SS	Jimmy Turner
FB	Charles Alexander		Bobby Kemp
		FS	Robert Jackson

FIELD GOALS	1-19	20-29	30-39	40-49	50+
Breech	0-0	9-10	10-12	3-4	0-5
Bengals	0-0	9-10	10-12	3-4	0-5

FIELD GOAL ATTEMPTS BY GAME:
Breech: (46G, 50N, 22N) (55N, 29G, 48G) (21G) (-) (32G) (22G, 33G, 51N) (37N, 35N) (24G, 23G, 33G, 25G) (33G) (39G) (42G, 21G, 28G) (30G, 33G) (51 N) (22G, 43N, 35G) (50N, 35G) (36G).

DEFENSE/SPECIAL TEAMS/MISC. DEF.

Player	Tkl	Asst	Tot	Sks-Yds	PD	FF	FR-Yds
R. Williams	65	27	92	9-55	6	0	0-0
Krumrie	57	27	84	5-46	0	0	1-8
Simpkins	52	28	80	0-0	2	0	1-0
Jackson	54	22	76	0-0	10	1	2-0
Browner	48	26	74	8-54	3	3	1-0
Horton	49	17	66	1-8	16	1	1-0
Edwards	48	16	64	9-68	1	2	3-2
Cameron	38	22	60	1-7	2	0	0-0
Breeden	43	15	58	0-0	14	0	0-0
Schuh	36	16	52	2-17	1	0	0-0
Turner	38	12	50	0-0	6	0	1-0
Kemp	35	10	45	0-0	6	0	1-0
Frazier	26	16	42	2-21	2	2	0-0
Simmons	24	8	32	0-0	5	1	0-0
Razzano	12	15	27	0-0	1	0	1-0
R. Griffin	20	5	25	0-0	5	0	1-0
Boyarsky	8	10	18	0-0	0	0	0-0
J. Griffin	13	3	16	0-0	4	0	0-0
Kern	8	7	15	0-0	0	1	0-0
Maidlow	10	3	13	0-0	0	0	0-0
Barker	8	4	12	0-0	0	0	0-0
Collins	7	5	12	3-22	1	1	1-0
Kozerski	7	1	8	0-0	0	0	0-0
Holman	5	1	6	0-0	0	0	1-0
Koch	5	1	6	0-0	0	0	0-0
Kinnelbrow	3	2	5	0-0	0	0	0-0
Alexander	3	0	3	0-0	0	0	0-0
Martin	3	0	3	0-0	0	0	0-0
Battle	2	1	3	0-0	0	0	0-0
Pillman	2	1	3	0-0	0	0	0-0
Harris	2	0	2	0-0	0	0	0-0
Verser	2	0	2	0-0	0	0	0-0
Breech	1	1	2	0-0	0	0	0-0
Anderson	1	0	1	0-0	0	0	0-0
Blados	1	0	1	0-0	0	0	0-0
Curtis	1	0	1	0-0	0	0	0-0
Farley	1	0	1	0-0	0	0	0-0
Montoya	1	0	1	0-0	0	0	0-0
Munoz	1	0	1	0-0	0	0	0-0
Rimington	1	0	1	0-0	0	1	0-0
M. Wilson	1	0	1	0-0	0	0	0-0
S. Wilson	1	0	1	0-0	0	0	0-0

Blocked kicks: Holman (1 blocked punt).

Date	W/L	Score	Opponent	Alt.	RUSHING	No	Yds	Avg	Lg	TD
Sept. 2	L	17-20	at Denver	74,178	Kinnelbrow	154	623	4.0	23	9
Sept. 9	L	22-27	Kansas City	47,111	Alexander	132	479	3.6	22	2
Sept. 16	L	23-43	at N.Y. Jets	64,193	Brooks	103	396	3.8	33	2
Sept. 23	L	14-24	L.A. Rams	45,406	Jennings	79	379	4.8	20	2
Oct. 1	L	17-38	at Pittsburgh	57,098	Schonert	13	77	5.9	17	1
Oct. 7	W	13-3	Houston	43,637	S. Wilson	17	64	4.4	9	0
Oct. 14	L	14-20	at New England	48,154	Anderson	11	64	5.8	14	0
Oct. 21	W	12-9	Cleveland	50,667	Esiason	19	63	3.3	9	2
Oct. 28	W	31-13	at Houston	34,010	Farley	7	11	1.6	5	0
Nov. 4	L	17-23	at San Francisco	58,324	Collinsworth	1	7	7.0	7	0
Nov. 11	W	22-20	Pittsburgh	52,497	Verser	2	5	2.5	3	0
Nov. 18	L	6-26	Seattle	50,280	Martin	1	3	3.0	3	0
Nov. 25	W	35-14	Atlanta	44,678	Harris	1	-2	-2.0	-2	0
Dec. 2	W	20-17	at Cleveland	51,774	Bengals	540	2179	4.0	33	18
Dec. 9	W	24-21	at New Orleans	40,855	Opponents	477	1868	3.9	36	21
Dec. 16	W	52-21	Buffalo	55,771						

*Overtime

TEAM STATISTICS		Bengals	Opponents
TOTAL FIRST DOWNS		339	322
Rushing		135	115
Passing		179	191
Penalty		25	16
3rd Down: Made-Att	93-211	82-202	
4th Down: Made-Att	10-14	5-11	
POSSESSION AVG.	30:50	29:10	
TOTAL NET YARDS	5480	5259	
Avg. Per Game	342.5	328.7	
Total Plays	1081	1034	
Avg. Per Play	5.1	5.1	
NET YARDS RUSHING	2179	1868	
Avg. Per Game	136.2	116.8	
Total Rushes	540	477	
NET YARDS PASSING	3301	3391	
Avg. Per Game	206.3	211.9	
Sacked-Yards Lost	45-358	40-298	
Gross Yards	3659	3689	
Att.-Completions	496-306	517-302	
Completion Pct.	61.7	58.4	
Had Intercepted	22	25	
PUNTS-AVERAGE	67-42.3	67-41.4	
Net Punting Avg.	35.3	31.6	
PENALTIES-YARDS	85-693	90-743	
FUMBLES-BALL LOST	32-17	27-15	
TOUCHDOWNS	39	39	
Rushing	16	21	
Passing	17	15	
Returns	4	3	

Score by Periods	1	2	3	4	OT	Total
Bengals	53	105	77	101	3	339
Opponents	40	98	78	123	0	339

SCORING TD-Ru-Pa-Rt	PA	FG	S	TP
Breech	0	0	0	0
Kinnelbrow	10	9	1	0
Collinsworth	6	0	0	0
Jennings	5	2	3	0
Brooks	4	2	2	0
Alexander	2	2	0	0
Esiason	2	2	0	0
Harris	2	0	2	0
J. Griffin	1	0	1	0
Holman	1	0	1	0
Horton	1	0	1	0
Jackson	1	0	1	0
Kreider	1	0	1	0
Munoz	1	0	1	0
Schonert	1	1	0	0
Simmons	1	0	1	0
TEAM	0	0	0	0
Bengals	39	18	17	4
Opponents	39	21	15	3

PASSING	Att	Cmp	Yds	Cmp %	Yds/ Att	TD	Int %	Sack-Lost	Rat			
Anderson	275	175	2107	63.6	7.66	10	3.6	12	4.4	80	24-191	81.0
Schonert	117	78	945	66.7	8.08	4	3.4	7	6.0	57	16-115	77.8
Esiason	102	51	530	50.0	5.20	3	2.9	3	2.9	36	5-52	62.9
McInally	2	2	77	100.0	38.50	0	0.0	0	0.0	43	0-0	118.8
Bengals	496	306	3659	61.7	7.38	17	3.4	22	4.4	80	45-358	77.2
Opponents	517	302	3689	58.4	7.14	15	2.9	25	4.8	76	40-298	70.0

1985 FINAL STATISTICS (7-9-0)

Date	W/L	Score	Opponent	Att.
Sept. 8	L	24-28	Seattle	51,625
Sept. 15	L	27-41	at St. Louis	46,321
Sept. 22	L	41-44	San Diego	52,270
Sept. 30	W	37-24	at Pittsburgh	59,541
Oct. 6	L	20-29	N.Y. Jets	51,785
Oct. 13	W	35-30	N.Y. Giants	53,112
Oct. 20	L	27-44	at Houston	35,590
Oct. 27	W	26-21	Pittsburgh	55,421
Nov. 3	W	23-17	at Buffalo	25,640
Nov. 10	W	27-10	Cleveland	57,293
Nov. 17	L	6-13	at L.A. Raiders	52,501
Nov. 24	L	6-24	at Cleveland	74,439
Dec. 1	W	45-27	Houston	46,140
Dec. 8	W	50-24	Dallas	56,936
Dec. 15	L	24-27	at Washington	50,544
Dec. 22	L	23-34	at New England	57,563

TEAM STATISTICS	Bengals	Opponents
TOTAL FIRST DOWNS	344	337
Rushing	125	118
Passing	191	194
Penalty	28	25
3rd Down: Made-Att.	82-208	85-197
3rd Down Efficiency	39.4	43.1
4th Down: Made-Att.	9-19	8-12
4th Down Efficiency	47.4	66.7
POSSESSION AVG.	31.18	28.42
TOTAL NET YARDS	5900	5663
Avg. Per Game	368.8	353.9
Total Plays	1052	1019
Avg. Per Play	5.6	5.6
NET YARDS RUSHING	2183	1999
Avg. Per Game	136.4	124.9
Total Rushes	503	461
NET YARDS PASSING	3717	3664
Avg. Per Game	232.3	229.0
Sacked-Yards Lost	41-365	40-334
Gross Yards	4082	3998
All-Completion	518-302	518-297
Completion Pct.	58.3	57.3
Had Intercepted	13	19
PUNTS-AVERAGE	63-40.7	60-41.3
Net Punting Avg.	29.7	34.5
PENALTIES-YARDS	110-795	84-731
FUMBLES-BALL LOST	35-16	34-19
TOUCHDOWNS	53	51
Rushing	20	23
Passing	31	26
Returns	2	2

Score by Periods	1	2	3	4	OT	Total
Bengals	115	106	119	101	-	441
Opponents	61	131	107	138	-	437

SCORING	TD	Ru	Pa	Ri	PAT	FG	S	TP
Breech	0	0	0	0	46-50	24-33	0	120
Brooks	12	7	5	0	-	-	0	72
Kinnbrew	10	9	1	0	-	-	0	60
Brown	8	0	0	0	-	-	0	48
Holman	7	0	7	0	-	-	0	42
Collinsworth	5	0	5	0	-	-	0	30
Jennings	4	1	3	0	-	-	0	24
Alexander	2	2	0	0	-	-	0	12
Kreider	1	0	1	0	1	-	0	7
Esiason	1	1	0	0	-	-	0	6
Griffin	1	0	0	1	-	-	0	6
Harris	1	0	1	0	-	-	0	6
Jackson	1	0	0	1	-	-	0	6
Browner	0	0	0	0	-	-	1	2
Bengals	53	20	31	2	49-53	24-33	1	141
Opponents	51	23	26	2	51-51	26-34	1	137

PASSING	Att	Cmp	Yds	Cmp %	Yds/Att	TD	INT	Int %	Lg	Sack-Lost	Rat
Esiason	431	251	3443	58.2	7.99	27	6.3	12	2.8	69	93.2
Schonert	51	33	460	64.7	9.02	1	2.0	0	0.0	71	100.1
Anderson	32	16	170	50.0	5.31	2	6.3	0	0.0	44	86.7
Brooks	1	1	8	100.0	8.00	1	100.0	0	0.0	81	139.6
Kreider	1	1	100.0	100.0	0.00	0	0.0	0	0.0	1	79.2
Collinsworth	1	0	0	0.0	0.00	0	0.0	1	100.0	0	0.0
McNally	1	0	0	0.0	0.00	0	0.0	0	0.0	0	39.6
Brown	0	0	0	0.0	0.00	0	0.0	0	0.0	0	1.6
Bengals	518	302	4082	58.3	7.88	31	6.0	13	2.5	71	93.0
Opponents	518	297	3998	57.3	7.72	26	5.0	19	3.7	72	83.5

RUSHING	No	Yds	Avg	Lg	TD
Brooks	192	929	4.8	39	7
Kinnbrew	170	714	4.2	29	9
Alexander	44	156	3.5	18	2
Brown	14	129	9.2	35	0
Jennings	31	92	3.0	19	1
Esiason	33	79	2.4	20	1
Johnson	8	44	5.5	15	0
Schonert	8	39	-4.9	17	0
Collinsworth	1	3	3.0	3	0
Anderson	1	0	0.0	0	0
McNally	1	-2	-2.0	-2	0
Bengals	503	2183	4.3	39	20
Opponents	461	1999	4.3	56	23

RECEIVING	No	Yds	Avg	Lg	TD
Collinsworth	65	1125	17.3	71	5
Brooks	55	576	10.5	57	5
Brown	53	942	17.8	68	8
Holman	38	479	12.6	64	7
Kinnbrew	22	187	8.5	29	1
Alexander	15	110	7.3	19	0
Martin	14	187	13.4	28	0
Jennings	12	101	8.4	24	3
Kreider	10	184	18.4	56	1
Harris	10	123	12.3	22	1
Ross	6	63	10.5	20	0
Blados	1	4	4.0	4	0
Munoz	1	1	1.0	1	0
Bengals	302	4082	13.5	71	31
Opponents	297	3998	13.5	72	26

INTERCEPTIONS	No	Yds	Avg	Lg	TD
Griffin	7	116	16.6	33	1
Jackson	6	100	16.7	57	1
Breedon	2	24	12.0	30	0
Horton	2	3	1.5	3	0
Turner	1	40	40.0	40	0
Kemp	1	0	0.0	0	0
Bengals	19	283	14.9	57	2
Opponents	13	199	15.3	58	0

PUNTING	No	Yds	Avg	TD	In20	Lg	B
McNally	57	2410	42.3	7	8	64	1
Breech	5	153	30.6	0	2	43	0
Bengals	63	2563	40.7	7	10	64	1
Opponents	60	2477	41.3	7	11	63	0

PUNT RETURNS	Ret	FC	Yds	Avg	Lg	TD
Martin	32	8	268	8.4	26	0
Bengals	32	8	268	8.4	26	0
Opponents	42	0	554	13.2	62	1

KICKOFF RETURNS	No	Yds	Avg	Lg	TD
Martin	48	1104	23.0	45	0
Jennings	3	218	16.8	26	0
Brooks	13	28	12.7	15	0
Zander	1	19	19.0	19	0
Brown	1	6	6.0	6	0
Griffin	1	0	0.0	0	0
Bengals	67	1385	20.7	45	0
Opponents	81	1734	21.4	58	0

USUAL STARTERS

OFFENSE	DEFENSE
WR Chris Collinsworth	LE Eddie Edwards
LT Anthony Munoz	NT Tim Krumrie
LG Brian Blados	RE Ross Browner
C Dave Rimington	LILB Jeff Schuh
RG Max Montoya	LILB Ron Simpkins
RT Mike Wilson	Carl Zander
TE Rodney Holman	RILB Glenn Cameron
WR Eddie Brown	ROLB Reggie Williams
QB Boomer Esiason	LCB Louis Breeden
HB Max Brooks	RCB Ray Horton
FB Larry Kinnbrew	FS Bobby Kemp
	FS James Griffin

FIELD GOALS	1-19	20-29	30-39	40-49	50+
Breech	0-0	7-8	12-13	4-6	1-6
Bengals	0-0	7-8	12-13	4-6	1-6

FIELD GOAL ATTEMPTS BY GAME:
Breech: (22G) (46G, 33G) (-) (50N, 32G) (29G, 53G, 53N) (-) (47G, 22G) (32G, 39G, 40G, 37G) (31G) (28G, 33G, 51N, 50N) (37N, 39G, 37G) (30G, 29G) (48N, 28N, 29G) (49N) (51N, 38G) (22G, 42G, 30G).

DEFENSE/SPECIAL TEAMS/MISC. DEF.

Player	Tkl	Asst	Tot	Sks-Yds	PD	FF	FR
Krumrie	68	28	96	3.5-25	1	1	2-0
Jackson	70	16	86	0-0	12	2	1-0
Breedon	60	21	81	1-10	17	0	0-0
Simpkins	56	22	78	3.5-31	2	2	1-0
Kemp	57	17	74	1-5	3	1	0-0
Williams	44	22	66	3.5-31	4	3	4-4
Horton	53	10	63	0-0	8	0	1-0
Browner	48	15	63	9-69	1	0	2-0
Zander	48	12	60	2-11	1	1	1-34
Griffin	40	15	55	1-11	11	2	1-29
Edwards	36	10	46	6.5-71	0	3	2-0
Schuh	36	10	46	4-35	1	1	1-0
Cameron	30	8	38	0-0	0	0	0-0
Turner	24	9	33	0-0	2	0	0-0
Barker	24	8	32	0-0	1	3	0-0
King	15	2	17	2-21	0	0	1-0
Boyersky	8	6	14	1-14	0	0	0-0
Johnson	10	3	13	0-0	0	0	0-0
Simmons	8	2	10	0-0	0	0	0-0
Davis	4	4	8	0-0	1	0	0-0
Washington	5	2	7	0-0	2	0	1-0
Collins	5	1	6	0-0	1	0	0-0
Jennings	5	1	6	0-0	0	0	1-0
Kern	4	2	6	0-0	0	0	0-0
Dinkel	3	0	3	0-0	0	0	0-0
Kreider	3	0	3	0-0	0	0	0-0
Montoya	3	0	3	0-0	0	0	0-0
Holman	2	1	3	0-0	0	0	0-0
Thomas	2	1	3	0-0	0	0	0-0
Brooks	2	0	2	0-0	0	0	0-0
Esiason	2	0	2	0-0	0	0	0-0
Harris	2	0	2	0-0	0	0	0-0
Kinnbrew	2	0	2	0-0	0	0	0-0
Wilson	2	0	2	0-0	0	0	0-0
Alexander	1	0	1	0-0	0	0	0-0
Brown	1	0	1	0-0	0	0	0-0
McNally	1	0	1	0-0	0	0	0-0
Munoz	1	0	1	0-0	0	0	0-0
Reimers	1	0	1	0-0	0	0	0-0

Blocked kicks: None.

1986 FINAL STATISTICS (10-6-0)

Date	W/L	Score	Opponent	Att.
Sept. 7	L	14-24	at Kansas City	43,430
Sept. 14	W	36-33*	Buffalo	52,714
Sept. 18	W	30-13	at Cleveland	78,779
Sept. 28	L	7-44	Chicago	55,146
Oct. 5	W	34-28	at Green Bay	51,230
Oct. 13	W	24-22	Pittsburgh	54,283
Oct. 19	W	31-28	Houston	53,844
Oct. 26	L	9-30	at Pittsburgh	50,815
Nov. 2	W	24-17	at Detroit	52,423
Nov. 9	L	28-32	at Houston	52,130
Nov. 16	W	34-7	Seattle	54,410
Nov. 23	W	24-20	Minnesota	53,003
Nov. 30	L	28-34	at Denver	58,705
Dec. 7	W	31-7	at New England	60,633
Dec. 14	L	3-34	Cleveland	58,062
Dec. 21	W	52-21	N.Y. Jets	51,619

*Overtime.

TEAM STATISTICS	Bengals	Opponents
TOTAL FIRST DOWNS	348	336
Rushing	134	134
Passing	183	171
Penalty	31	31
3rd Down: Made-Ait.	79-199	84-218
4th Down: Made-Ait.	9-16	12-16
POSSESSION AVG.	28:48	31:12
TOTAL NET YARDS	6490	5274
Avg. Per Game	405.6	329.6
Total Plays	1046	1051
Avg. Per Play	6.2	5.0
NET YARDS RUSHING	2533	2122
Avg. Per Game	158.3	132.6
Total Rushes	521	514
NET YARDS PASSING	3957	3152
Avg. Per Game	247.3	197.0
Sacked-Yards Lost	28-203	42-368
Gross Yards	4160	3520
Att.-Completions	497-287	495-278
Completion Pct.	57.7	56.2
Had Intercepted	20	17
PUNTS-AVERAGE	59-33.8	77-39.8
Net Punting Avg.	29.7	34.5
PENALTIES-YARDS	111-847	93-840
FUMBLES-BALL LOST	31-16	30-11
TOUCHDOWNS	51	47
Rushing	24	23
Passing	25	17
Returns	2	7

Score by Periods	1	2	3	4	OT	Tot.
Bengals	69	126	72	139	3	409
Opponents	113	92	122	67	0	394

SCORING	TD-Ru	Pa-Rt	FG	ST	PAT	TD
Breech	0	0	0	50-51	17-32	0 101
Collinsworth	10	0	10	0	0	60
Brooks	9	5	4	0	0	54
Kinnbrew	9	8	1	0	0	54
Wilson	8	8	0	0	0	48
Brown	4	0	4	0	0	24
Holman	2	0	2	0	0	12
Munoz	2	0	2	0	0	12
Breedren	1	0	0	1	0	6
Edwards	1	0	0	1	0	6
Esiason	1	1	0	0	0	6
Hayes	1	1	0	0	0	6
Jennings	1	1	0	0	0	6
Kaltus	1	0	1	0	0	6
McGee	1	0	1	0	0	6
White	0	0	0	0	0	1 2
Bengals	51	24	25	2	50-51	17-32 1 409
Opponents	47	23	17	7	44-47	22-30 1 394

PASSING	Att	Cmp	Yds	Cmp %	Yds/Att	TD	Int	%	Sack-Lost	Rat
Esiason	469	273	3959	58.2	8.44	24	5.1	17	3.6	57
Anderson	23	11	171	47.8	7.43	1	4.3	2	8.7	43
Gaynor	3	3	30	100.0	10.00	0	0.0	0	0.0	16
Brooks	1	0	0	0.0	0.00	0	0.0	0	0.0	0
Kreider	1	0	0	0.0	0.00	0	0.0	0	100.0	0
Bengals	497	287	4160	57.7	8.37	25	5.0	20	4.0	57
Opponents	495	278	3520	56.2	7.11	17	3.4	17	3.4	841

USUAL STARTERS

OFFENSE		DEFENSE	
WR	Cris Collinsworth	LE	Eddie Edwards
LT	Anthony Munoz	NT	Tim Krumrie
LG	Bruce Kozerski	RE	Ross Browner
C	Dave Rimington	LOLB	Emmanuel Kling
RG	Max Montoya	LILB	Carl Zander
RT	Brian Blados	RILB	Leo Barker
	Joe Walter		Joe Kelly
TE	Rodney Holman	ROLB	Reggie Williams
QB	Eddie Brown	LCB	Louis Breedren
WR	Boomer Esiason	RCB	Lewis Billups
HB	James Brooks	SS	David Fulcher
FB	Larry Kinnbrew	FS	Bobby Kemp

FIELD GOALS	1-19	20-29	30-39	40-49	50+
Breech	1-2	4-5	5-7	5-14	2-4
Bengals	1-2	4-5	5-7	5-14	2-4
Opponents	4-4	4-5	6-6	8-13	0-2

FIELD GOAL ATTEMPTS BY GAME:

Breech: (-) (51G, 20G) (49G, 33G, 25G) (-) (48N) (40N, 40G) (49N, 51G, 41N) (27N, 19G, 30N, 40G, 31G) (50N, 38G, 44N) (49N, 47N) (37G, 51N, 34G) (19N, 49N, 40G) (39N) (24G, 44N) (23G) (43G).

Opponents: (45N, 18G) (20G, 44G) (19G, 34G) (41G) (-) (27N, 24G, 46G) (-) (31G, 43G, 41G) (50N, 18G) (42G, 25G, 30G, 44G) (49N, 42N, 55N) (24G, 35G) (49G, 33G) (44N) (46N, 39G, 19G) (-)

DEFENSE/SPECIAL TEAMS/MISC. DEF.

Player	Tkl	Asst	Tot.	Sks-Yds	PD	FF	FR-Yds
Krumrie	73	40	113	1-4	0	0	2-18
Fulcher	75	30	105	2-18	7	0	1-0
Zander	61	36	97	3-5-34	4	0	1-0
Williams	73	23	96	4-5-34	3	2	1-0
King	52	18	70	9-88	1	2	1-1
Breedren	49	7	56	0-0	14	1	0-0
Horton	44	11	55	0-0	9	0	0-0
Kemp	37	14	51	0-0	3	0	0-0
Browner	37	12	49	6-5-57	0	2	1-0
Edwards	35	10	45	6-5-49	3	0	2-0
Barker	28	15	43	0-0	2	0	0-0
Kelly	25	10	35	1-7	1	0	1-0
Billups	28	5	33	1-9	11	1	1-2
Simpkins	21	6	27	0-0	0	0	0-0
Bussey	19	5	24	1-12	1	0	0-0
Jackson	19	5	24	0-0	3	0	0-0
Simpkins	21	6	27	0-0	0	0	0-0
Skow	16	3	19	3-24	1	0	0-0
Simmons	16	1	17	1-15	4	0	0-0
Kaltus	13	1	14	0-0	0	0	0-0
White	12	2	14	0-0	0	0	0-0
Brady	9	3	12	0-0	0	1	0-0
Hammerstein	3	7	10	1-6	0	0	0-0
Turner	8	1	9	0-0	2	0	0-0
DeAyala	7	2	9	1-11	0	0	0-0
Johnson	6	2	8	0-0	0	0	0-0
Jennings	5	1	6	0-0	0	0	0-0
Holman	3	0	3	0-0	0	0	0-0
Brown	2	0	2	0-0	0	0	0-0
Collinsworth	2	0	2	0-0	0	0	0-0
Kozerski	2	0	2	0-0	0	0	0-0
Wilson	2	0	2	0-0	0	0	0-0
Breech	1	1	2	0-0	0	0	0-0
Kreider	1	1	2	0-0	0	0	0-0
Brooks	1	0	1	0-0	0	0	0-0
Hayes	1	0	1	0-0	0	0	0-0
Kinnbrew	1	0	1	0-0	0	0	0-0
Montoya	1	0	1	0-0	0	0	0-0
Waller	1	0	1	0-0	0	0	0-0
Douglas	0	1	1	0-0	0	0	0-0

Blocked Kicks: Reimers (1 blocked PAT).

1987 FINAL STATISTICS (4-11-0)

Date	W/L	Score	Opponent	Att.
Sept. 13	W	23-21	at Indianapolis	59,387
Sept. 20	L	26-27	San Francisco	53,490
Sept. 27	at L	A Rams/canceled - players strike		
Oct. 4**	L	9-10	San Diego	18,074
Oct. 11**	W	17-10	at Seattle	31,739
Oct. 18**	L	0-34	Cleveland	40,179
Oct. 25	L	20-23	at Pittsburgh	53,692
Nov. 1	L	29-31	Houston	52,700
Nov. 8	L	14-20	Miami	53,840
Nov. 15	W	16-10	at Atlanta	25,758
Nov. 22	L	16-30	Pittsburgh	59,910
Nov. 29	L	20-27	at N.Y. Jets	41,135
Dec. 6	W	30-27	Kansas City	46,489
Dec. 13	L	24-38	at Cleveland	77,331
Dec. 20	L	24-41	New Orleans	43,424
Dec. 27	L	17-21	at Houston	49,775

*Overtime; **Replacement Game

TEAM STATISTICS	Bengals	Opponents
TOTAL FIRST DOWNS	319	286
Rushing	130	99
Passing	159	169
Penalty	30	18
3rd Down: Made-Att.	81-216	79-194
4th Down: Made-Att.	8-18	4-8
POSSESSION AVG.	40:24	29:36
TOTAL NET YARDS	5377	4697
Avg. Per Game	558.5	313.1
Total Plays	1045	937
Avg. Per Play	5.1	5.0
NET YARDS RUSHING	2164	1641
Avg. Per Game	144.3	109.4
Total Rushes	538	441
NET YARDS PASSING	3213	3056
Avg. Per Game	214.2	203.7
Sacked-Yards Lost	32-255	10-303
Gross Yards	3468	3359
Att.-Completions	475-255	456-267
Completion Pct.	53.7	58.5
Had Intercepted	20	14
PUNTS-AVERAGE	73-41.0	75-40.2
Net Punting Avg.	34.5	33.4
PENALTIES-YARDS	99-791	79-669
FUMBLES-BALL LOST	29-12	26-12
TOUCHDOWNS	30	43
Rushing	13	15
Passing	17	24
Returns	0	4

Score by Periods	1	2	3	4	OT	Tot
Bengals	87	72	40	83	3	285
Opponents	44	106	96	124	0	370

SCORING	TD	Ru	Pa	Rt	PAT	FG	3	TP
Breesch	0	0	0	0	0	25-27	40	97
Kinnelbrow	8	0	0	0	0	0	0	46
Brooks	3	1	2	0	0	0	0	18
E. Brown	3	0	3	0	0	0	0	18
Jennings	3	1	2	0	0	0	0	18
Martin	3	0	3	0	0	0	0	18
Holman	2	0	2	0	0	0	0	12
Kattus	2	0	2	0	0	0	0	12
B. Johnson	1	1	0	0	0	0	0	6
Logan	1	1	0	0	0	0	0	6
Manca	0	0	0	0	3-3	1-2	0	6
McCluskey	1	1	0	0	0	0	0	6
McGee	1	0	1	0	0	0	0	6
Munoz	1	0	1	0	0	0	0	6
Russell	1	0	1	0	0	0	0	6
Schutt	0	0	0	0	0	0	0	1
Bengals	30	13	17	0	28-30	25-32	1	285
Opponents	43	15	24	4	43-43	23-26	0	370

RUSHING	No	Yds	Avg	Lg	TD
Kinnelbrow	145	570	3.9	52	8
Jennings	70	314	4.5	18	1
Brooks	94	290	3.1	18	1
Eslason	52	241	4.6	19	0
B. Johnson	39	205	5.3	20	1
Logan	37	203	5.5	51	1
McCluskey	29	94	3.2	12	1
Wright	24	74	3.1	10	0

(continued)

PASSING	Att	Cmp	Yds	Cmp %	Yds/Att	TD	INT	Int %	Lg	Sack-Lost	Rat	
Eslason	440	240	3321	54.5	7.55	16	3.6	19	4.3	611	26-209	73.1
D. Walter	21	10	113	47.6	5.38	0	0.0	0	0.0	35	2-15	64.2
Green	8	3	9	37.5	1.13	1	12.5	0	0.0	6	3-18	85.4
Bennett	6	2	25	33.3	4.17	0	0.0	1	16.7	18	0-0	7.6
Hillary	0	0	0	-	0.0	0	0	0	0	0	1-13	0.0
Bengals	475	255	3468	53.7	7.30	17	3.6	20	4.2	611	32-255	71.6
Opponents	456	267	3359	58.6	7.37	24	5.3	14	3.1	53	40-303	86.3

RUSHING-cont'd	No	Yds	Avg	Lg	TD
D. Walter	16	70	4.4	16	0
E. Brown	18	59	3.3	8	0
Meehan	4	19	4.8	17	0
Bennett	6	18	3.0	9	0
E. Brown	2	17	8.5	9	0
McGee	1	0	0.0	0	0
Bengals	538	2164	4.0	52	13
Opponents	441	1641	3.7	421	15

RECEIVING	No	Yds	Avg	Lg	TD
E. Brown	44	608	13.8	47	3
Jennings	35	277	7.9	24	2
Collinsworth	31	494	15.9	33	2
Holman	28	438	15.6	61	2
McGee	23	408	17.7	49	1
Brooks	22	272	12.4	46	2
Martin	20	394	19.7	54	3
Kattus	18	217	12.1	57	2
Kinnelbrow	9	114	12.7	25	0
Hillary	5	65	13.0	23	0
Wright	4	28	7.0	11	0
Meehan	3	25	8.3	12	0
B. Johnson	3	19	6.3	9	0
Logan	3	14	4.7	18	0
Pleasant	2	45	22.5	35	0
Russell	2	27	13.5	23	1
Munoz	2	15	7.5	12	1
McCluskey	1	8	8.0	8	0
Bengals	255	3468	13.6	611	17
Opponents	267	3359	12.6	53	24

INTERCEPTIONS	No	Yds	Avg	Lg	TD
D. Jackson	3	49	16.3	29	0
Fulcher	3	30	10.0	28	0
Breen	2	49	24.5	44	0
D. Smith	2	0	0.0	0	0
Wilcots	1	37	37.0	37	0
Niehoff	1	19	19.0	19	0
Thomas	1	3	3.0	3	0
Bussey	1	0	0.0	0	0
Bengals	14	187	13.4	44	0
Opponents	20	336	16.8	76	2

PUNTING	No	Yds	Avg	TB	In20	Lg	B
Fulhage	52	2168	41.7	5	10	58	0
Horne	19	759	39.9	4	2	57	0
Eslason	2	68	34.0	0	1	41	0
Bengals	73	2995	41.0	9	13	58	0
Opponents	75	3017	40.2	11	15	66	0

PUNT RETURNS	Ret	FC	Yds	Avg	Lg	TD
Martin	28	5	277	9.9	21	0
K. Brown	5	3	16	3.2	10	0
Horton	1	0	0	0.0	0	0
Johnson	0	1	0	0	0	0
Bengals	34	9	293	8.6	21	0
Opponents	42	8	299	7.1	26	0

KICKOFF RETURNS	No	Yds	Avg	Lg	TD
Bussey	21	406	19.3	34	0
McGee	15	242	16.1	24	0
Wright	13	266	20.5	30	0
Martin	3	51	17.0	20	0
K. Brown	3	45	15.0	20	0
Brooks	2	42	21.0	23	0
Jennings	2	32	16.0	18	0
Logan	3	31	10.3	16	0
Kattus	2	22	11.0	13	0
Hillary	1	15	15.0	15	0
Meehan	1	9	9.0	9	0
Fulcher	1	0	0.0	0	0
Bengals	67	1161	17.3	34	0
Opponents	62	1145	18.5	62	0

FIELD GOALS	1-19	20-29	30-39	40-49	50+
Breesch	0-0	6-7	12-12	6-11	0-0
Manca	0-0	1-1	0-0	0-1	0-0
Bengals	0-0	7-8	12-12	6-12	0-0
Opponents	0-0	9-9	7-8	6-8	1-1

USUAL STATISTICS			
OFFENSE		DEFENSE	
WR	Cris Collinsworth	LE	Eddie Edwards
	Tim McGee	NT	Tim Krumie
LT	Anthony Munoz	RE	Jim Skow
LG	Bruce Reimers	LOLB	Emmanuel King
C	Dave Rimmings	LILB	Carl Zander
RG	Max Montoya	RILB	Joe Kelly
TE	Joe Walter	ROLB	Reggie Williams
RT	Rodney Holman	LCB	Ray Horton
WR	Eddie Brown	RCB	Lewis Billups
QB	Boomer Esionson	SS	David Fulcher
HB	James Brooks	FS	Robert Jackson
	Stanford Jennings		
FB	Larry Kinnelbrow		

FIELD GOAL ATTEMPTS BY GAME:
Breesch: (42N, 20G) (23G, 42G, 41G, 46G) (-) (-) (-) (-) (32G, 33G, 26G, 43N, 39G, 32G) (-) (31G, 45B, 22G, 30G) (35G, 38G, 41G) (31G, 35G, 46B) (37G, 27G, 28B, 32G) (20G) (43G, 46G, 43G).
Manca: (-) (-) (45B) (28G)
Opponents: (-) (24G, 31G) (30N, 24G) (24G) (45G, 33G) (45G, 21G, 20G) (47G) (48G, 45N, 34G) (44G) (43G, 45G, 36G) (24G, 23G) (39G, 33G) (27G) (21G, 30G) (42N).

DEFENSE/SPECIAL TEAMS/MISC. DEF.

Player	Tkl	Asst	Tot	Sks- Yds	PD	FF	FR-Yds
Krumme	62	26	88	3.5-28.5	1	0	0-0
Williams	56	19	75	6-45	0	1	2-0
Fulcher	51	21	72	3-22	10	1	0-0
Jackson	57	13	70	0-0	4	0	1-0
Zander	44	17	61	1-14	0	0	0-0
Horton	40	13	53	0-0	4	0	0-0
Billups	38	7	45	0-0	11	1	1-0
Kelly	36	9	45	1-2	1	1	0-0
Edwards	32	7	39	4-32	0	1	1-0
Bussey	26	13	39	2-15	5	0	0-0
King	23	13	36	4-30	2	0	0-0
Inglis	23	11	34	0-0	1	1	0-0
DeAyala	17	11	28	0-0	0	0	1-0
Skow	23	4	27	4.5-38.5	0	0	0-0
Barber	19	6	25	0-0	2	0	0-0
M. Johnson	15	5	20	0-0	1	1	0-0
Thomas	15	3	18	1-5	16	0	0-0
Barker	14	4	18	0-0	0	0	0-0
D. Smith	14	3	17	0-0	2	0	0-0
Brady	12	1	13	0-0	0	0	1-0
Breen	10	3	13	0-0	7	0	0-0
Flaherty	9	3	12	0-0	0	0	1-0
White	11	0	11	0-0	0	0	0-0
Hammersmith	9	2	11	1-8	0	0	0-0
Ward	9	2	11	1-3	0	0	0-0
Wilcots	9	1	10	0-0	2	0	0-0
Calchings	7	2	9	2.5-14.5	0	0	1-0
Fears	4	4	8	0-0	0	0	0-0
McClendon	7	0	7	0-0	0	0	0-0
Borthushen	6	1	7	2.5-12.5	0	0	1-1
Jennings	6	1	7	0-0	0	0	1-0
Kattus	6	1	7	0-0	1	0	0-0
Hillary	5	0	5	0-0	0	0	0-0
Hunt	5	0	5	0-0	1	0	0-0
J. Smith	3	2	5	0-0	0	0	0-0
Manning	4	0	4	0-0	1	0	0-0
Buck	3	1	4	2-15	0	0	0-0
Logan	3	0	3	0-0	0	0	0-0
McGee	3	0	3	0-0	0	0	0-0
J. Walter	3	0	3	0-0	0	0	0-0
Schutt	3	0	3	1-18	0	0	0-0
Reinke	2	1	3	0-0	1	0	0-0
Kinnelbrow	2	0	2	0-0	0	0	0-0
Kozerski	2	0	2	0-0	0	0	0-0
Martin	2	0	2	0-0	0	0	0-0
McCluskey	2	0	2	0-0	0	0	0-0
Meehan	2	0	2	0-0	0	0	0-0
Reimers	2	0	2	0-0	0	0	0-0
Sellers	2	0	2	0-0	0	0	0-0
Rice	1	1	2	0-0	0	0	0-0
Brooks	1	0	1	0-0	0	0	0-0
E. Brown	1	0	1	0-0	0	1	0-0
Sady	1	0	1	0-0	0	0	0-0
Holman	1	0	1	0-0	0	0	0-0
B. Johnson	1	0	1	0-0	0	0	0-0
Muhoz	1	0	1	0-0	0	0	0-0
Riggs	1	0	1	0-0	0	0	0-0
Rhomazko	1	0	1	0-0	0	0	0-0
Wright	1	0	1	0-0	0	0	0-0
Manos	0	1	1	0-0	0	0	0-0

USUAL STARTERS

OFFENSE		DEFENSE	
WR	Tim McGee	LE	Skip McClelland
LT	Anthony Munoz	NT	Tim Krumrie
LG	Bruce Reimers	RE	Jim Skow
C	Bruce Kozurski	LOLB	Leon White
RG	Max Montoya	LILB	Carl Zander
RT	Joe Walter	RILB	Joe Kelly
TE	Rodney Holman	ROLB	Reggie Williams
WR	Eddie Brown	LGB	Leslie Billups
QB	Boogier Esiason	RCB	Eric Thomas
FB	James Brooks	SS	David Fulcher
HB	Ickey Woods	FS	Salomon Willets

Opponents: (58N) (42N, 34G) (48N, 19G) (27G (-) (30G) (43N) (45N) (34G, 39G, 29G) (-) (37G 35G, 23G, 47G, 39G) (44G) (-) (26G, 41N) (43G 48G) (43G, 29N).

SPECIAL TEAMS FR-

MISCELLANEOUS DEFENSE

Player	Tkl	Asst	Totl	FF	FR-Yds
Brown	3	0	3	0	0-0
Eslason	2	0	2	0	0-0
Brooks	1	0	1	0	0-0
Holman	1	0	1	0	0-0
Horton	1	0	1	0	0-0
Mumaz	1	0	1	0	0-0
Reimers	1	0	1	0	0-0
Riggs	1	0	1	0	0-0
Walber	1	0	1	0	0-0

Opponents	1-1	4-5	7-7	5-10	0-1
-----------	-----	-----	-----	------	-----

(continued)

PASSING	Att	Cmp	Yds	Cmp %	Yds/Att	TD	TD %	Int	Lg	Sack-Lost	Ref
Estason	388	223	3572	57.5	9.21	28	7.2	14	36	861	30-245 97.4
Schornert	4	2	20	50.0	5.00	0	0.0	0	0.0	17	0-0 64.6
Bengals	392	225	3592	57.4	9.16	28	7.1	14	3.6	861	30-245 97.0
Onnengts	524	283	3508	54.0	6.69	19	3.6	22	4.2	651	42-374 69.6

1988 SEASON PLAYOFF STATISTICS (2-1)

Date	W/L	Score	Opponent	Att.
Dec. 31*	W	21-13	Seattle	58,560
Jan. 8*	W	21-10	Buffalo	59,747
Jan. 22*	L	16-20	vs.San Francisco	75,129

*AFC Divisional Playoff

*AFC Championship

*Super Bowl XXIII at Miami, Fla.

TEAM STATISTICS	Bengals	Opponents
TOTAL FIRST DOWNS	58	52
Rushing	39	9
Passing	16	40
Penalty	3	3
3rd Down: Made-Att.	17-41	6-35
3rd Down Pct.	41.5	17.1
4th Down: Made-Att.	1-3	2-5
4th Down Pct.	33.3	40.0
POSSESSION AVG	35:50	24:10
TOTAL NET YARDS	823	928
Avg. Per Game	274.3	309.3
Total Plays	205	186
Avg. Per Play	4.0	5.0
NET YARDS RUSHING	535	179
Avg. Per Game	178.3	59.7
Total Rushes	125	60
Avg. Per Rush	4.3	3.0
NET YARDS PASSING	288	749
Avg. Per Game	96.0	249.7
Sacked-Yards Lost	10-58	10-68
Gross Yards	346	817
Att.-Completions	64-29	116-61
Completion Pct.	45.3	52.6
Had Intercepted	3	5
PUNTS-AVERAGE	17-42.2	16-42.8
Net Punting Avg.	37.1	39.8
PENALTIES-YARDS	13-139	14-127
FUMBLES-BALL LOST	6-2	5-2
TOUCHDOWNS	7	5
Rushing	5	1
Passing	1	4
Returns	1	0

Score by Periods	1	2	3	4	OT	Total
Bengals	14	24	10	10	-	58
Opponents	3	10	3	27	-	43

SCORING	TD-Ru	Pa-Rt	K-PAT	FG	S	TP
Woods	3	3	0	0	-	0 18
Breech	0	0	0	0	7-7	3-3 0 16
Wilson	2	2	0	0	-	0 12
Brooks	1	0	1	0	-	0 6
Jennings	1	0	0	1	-	0 6
Bengals	7	5	1	1	7-7	3-3 0 58
Opponents	5	1	4	0	4-5	3-6 0 43

PASSING	Att	Cmp	Yds	Cmp %	Yds/Att	TD	INT	Lg	Sack-Lost	Rat
Elason	64	29	346	45.3	5.41	1	1.6	3	10-58	48.0
Bengals	64	29	346	45.3	5.41	1	1.6	3	10-58	48.0
Opponents	116	61	817	52.6	7.04	4	3.4	5	10-68	68.8

RUSHING	No	Yds	Avg	Lg	TD
Woods	72	307	4.3	30	3
Brooks	26	102	3.9	26	0
Wilson	12	74	6.2	20	2
Elason	12	37	3.1	29	0
Jennings	3	15	5.0	8	0
Bengals	125	535	4.3	30	5
Opponents	60	179	3.0	13	1

RECEIVING	No	Yds	Avg	Lg	TD
Holman	7	82	11.7	24	0
Collinsworth	5	75	15.0	30	0
Brooks	5	62	12.4	20	1
Brown	4	55	13.8	23	0
McGee	4	37	9.3	18	0
Riggs	3	18	6.0	13	0
Hillary	1	17	17.0	17	0
Bengals	29	346	11.9	30	1
Opponents	61	817	13.4	44	4

INTERCEPTIONS	No	Yds	Avg	Lg	TD
Thomas	2	26	13.0	28	0
Fulcher	1	0	0.0	0	0
Wilcoits	1	0	0.0	0	0
Billups	1	-3	-3.0	-3	0
Bengals	5	23	4.6	26	0
Opponents	3	25	8.3	25	0

PUNTING	No	Yds	Avg	Net	TB	In20	Lg	B
Johnson	17	718	42.2	37.1	0	7	63	0
Bengals	17	718	42.2	37.1	0	7	63	0
Opponents	16	684	42.8	39.8	0	2	55	0

PUNT RETURNS	Ret	FC	Yds	Avg	Lg	TD
Hillary	6	1	43	7.2	16	0
Horton	1	0	5	5.0	5	0
Dixon	1	0	0	0.0	0	0
Bengals	8	1	48	6.0	16	0
Opponents	9	2	88	9.8	45	0

KICKOFF RETURNS	No	Yds	Avg	Lg	TD
Jennings	4	154	38.5	93	1
Hillary	3	24	8.0	13	0
Brooks	2	38	19.0	23	0
Bengals	9	216	24.0	93	1
Opponents	11	200	18.2	26	0

FIELD GOALS	1-19	20-29	30-39	40-49	50+
Breech	0-0	0-0	1-1	2-2	0-0
Bengals	0-0	0-0	1-1	2-2	0-0
Opponents	0-1	0-0	2-2	1-3	0-0

FIELD GOAL ATTEMPTS BY GAME:	
Breech: (-) (-) (34G, 43G, 40G)	
Opponents: (-) (43N, 39G) (41G, 19N, 32G, 49N)	

DEFENSE	Player	Tkl	Asst	Tot	Sks-Yds	PD	FF	FR-Yds
Williams	13	4	17	3-21	0	0	0	0-0
Wilcoits	12	2	14	0-0	1	0	0	0-0
Fulcher	10	3	13	1-6	3	1	0	0-0
Krumrie	8	5	13	0-0	0	1	0	0-0
Billups	9	3	12	0-0	6	0	0	0-0
Thomas	10	1	11	0-0	8	0	0	0-0
Buck	6	5	11	3-19	0	0	0	0-0
Bussey	8	1	9	0-0	1	0	0	0-0
White	8	1	9	0-0	0	0	0	0-0
Zander	7	2	9	0-0	0	0	0	0-0
Horton	6	2	8	0-0	0	1	0	0-0
Grant	5	1	6	2-12	0	0	0	0-0
Barker	4	1	5	0-0	0	0	0	0-0
Dixon	4	1	5	0-0	1	0	0	0-0
Kelly	2	2	4	0-0	0	0	0	0-0
Skow	2	1	3	1-10	0	0	2	0-0
McClendon	2	0	2	0-0	0	0	0	0-0
King	0	1	1	0-0	0	0	0	0-0

SPECIAL TEAMS	Player	Tkl	Asst	Tot	FF	FR-Yds	BP	BFG	EXP
Bussey	4	0	4	0	0-0	0	0	0	0
Barker	2	2	4	0	0-0	0	0	0	0
Parker	3	0	3	0	0-0	0	0	0	0
Brady	2	1	3	0	0-0	0	0	0	0
Riggs	2	0	2	0	0-0	0	0	0	0
Dat Smith	2	0	2	0	0-0	0	0	0	0
White	2	0	2	0	0-0	0	0	0	0
Horton	1	0	1	0	0-0	0	0	0	0
Wilson	1	0	1	0	0-0	0	0	0	0
Jennings	0	1	1	0	0-0	0	0	0	0
King	0	1	1	0	0-0	0	0	0	0

MISCELLANEOUS DEFENSE	Player	Tkl	Asst	Tot	FF	FR-Yds
Brown	1	0	1	0	0	0-0
Holman	1	0	1	0	0	0-0

TEAM HISTORY

USUAL STARTERS

Date	W/L	Score	Opponent	Alt.
Sept. 10	L	14-17	at Chicago	64,730
Sept. 17	W	41-10	Pittsburgh	53,885
Sept. 25	W	21-14	Cleveland	55,996
Oct. 1	W	21-17	at Kansas City	61,165
Oct. 8	W	26-16	Pittsburgh	52,785
Oct. 15	L	13-20	Miami	58,184
Oct. 22	L	12-23	Indianapolis	57,642
Oct. 29	W	56-23	Tampa Bay	57,225
Nov. 5	W	7-28	at L.A. Raiders	51,080
Nov. 13	L	24-26	at Houston	60,694
Nov. 19	W	42-7	Detroit	55,720
Nov. 26	L	7-24	at Buffalo	80,074
Dec. 3	W	21-0	at Cleveland	76,236
Dec. 10	L	17-24	Seattle	54,744
Dec. 17	W	61-7	Houston	47,510
Dec. 25	L	21-29	at Minnesota	58,829

RUSHING	No	Yds	Avg	Lg	TD
Brooks	221	1239	5.6	65	7
Ball	98	391	4.0	27	3
Jennings	83	293	3.5	17	2
Esiason	47	278	5.9	24	0
Taylor	30	111	3.7	16	3
Woods	29	94	3.2	12	2
McGae	2	36	18.0	25	0
Wielhelm	6	30	5.0	14	0
Hatfield	11	20	1.8	11	0
Hillary	1	-2	-2.0	-2	0
Johnson	1	-7	-7.0	-7	0
Bengals	529	2483	4.7	65	17
Opponents	482	2162	4.5	921	9

RECEIVING	No	Yds	Avg	Lg	TD
McGee	65	1211	18.6	741	8
Brown	52	814	15.7	46	9

TEAM STATISTICS	Bengals	Opponents
TOTAL FIRST DOWNS	346	280
Rushing	138	114
Passing	183	151
Penalty	29	15
3rd Down: Made-Att.	100-220	82-209
3rd Down Pct.	45.5	39.2
4th Down: Made-Att.	12-24	6-19
4th Down Pct.	50.0	31.6
POSSESSION AVG.	30:51	29:09
TOTAL NET YARDS	6101	5297
Avg. Per Game	381.3	331.1
Total Plays	1083	997
Avg. Per Play	5.6	5.3
NET YARDS RUSHING	2483	2162
Avg. Per Game	155.2	135.1
Total Rushes	529	482
NET YARDS PASSING	3618	3135
Avg. Per Game	226.1	195.9
Sacked-Yards Lost	41-332	33-248
Gross Yards	3950	3383
Att.-Completions	513-288	482-256
Completion Pct.	56.1	53.1
Had Intercepted	13	21
PUNTS-AVERAGE	65-38.5	75-39.7
Net Punting Avg.	29.9	34.7
FUMBLES-YARDS	85-637	121-1045
PENALTIES-BALL LOST	29-19	26-16
TOUCHDOWNS	52	32
Rushing	17	8
Passing	32	22
Returns	3	2

Holman	50	736	147	731	9	0
Brooks	37	306	8.3	25	2	0
Hillary	17	152	9.5	17	1	0
Martin	15	160	10.7	21	2	0
Kattus	12	93	7.8	16	0	0
Smith	10	140	14.0	411	1	0
Jennings	10	119	11.9	431	1	0
Bail	6	44	7.3	15	0	0
Riggs	5	29	5.8	9	0	0
Taylor	4	44	11.0	181	2	0
Garrett	2	29	14.5	18	0	0
Hoffield	2	18	9.0	14	0	0
Parker	1	45	45.0	45	0	0

Bengals	288	3950	13.7	741	32
Opponents	256	3383	13.2	841	22

INTERCEPTIONS	No	Yds	Avg	Lg	TD
Fulcher	8	87	10.9	22	0
Thomas	4	18	4.5	18	1
Dixon	3	47	15.7	28	0
Billups	2	0	0.0	0	0
Kelly	1	25	25.0	25	0
White	1	22	22.0	22	0
Carey	1	5	5.0	5	0
Bursley	1	0	0.0	0	0
Bengals	21	204	9.7	28	1
Opponents	13	42	3.2	19	0

PUNTING	No	Yds	Avg	Net	TB	In20	Lg	Blk
Johnson	61	2446	40.1	30.2	11	14	62	2
Breech	2	58	29.0	19.0	1	1	32	0
Bengals	65	2504	38.5	29.9	12	15	62	2
Opponents	75	2935	39.1	34.7	6	16	57	1

Score by Periods	1	2	3	4	OT	Total
Bengals	61	147	98	98	-	404
Opponents	50	87	56	62	-	255

PUNT RETURNS	Ret	FC	Yds	Avg	Lg	TD
Marlin	15	4	107	7.1	17	0
Smith	12	2	54	4.5	15	0
Hillary	6	4	19	3.2	10	0
Carey	3	2	29	9.7	13	0
Bengals	36	12	209	5.8	17	0
Opponents	33	5	323	9.8	45	0

SCORING	TD-Ru-Pa-Ri	PAT	FG	S	TP
Breech	0 0 0 0	37-38	12-14	0	73
Brooks	9 7 2 0				54
Holman	9 0 9 0				54
McGee	8 0 8 0				36
Brown	6 0 6 0				36
Taylor	5 3 2 0				30
Gallery	0 0 0 0	13-13	2-6	0	15
Ball	3 3 0 0				18
Jennings	3 2 1 0				18
Marlin	2 0 2 0				12
Woods	2 2 0 0				12
Bussey	1 0 0 1				6
Hillary	1 0 1 0				6
Smith	1 0 1 0				6
Thomas	1 0 0 0				6
White	1 0 0 1				6
Johnson	0 0 0 0	0-1	0-0	0	0
Bengals	52 17 32	3 50-52	14-20	0	404
Opponents	32 9 22	1 31-32	20-27	1	283

PASSING	Att	Cmp	Yds	Cmp %	Yds/Att
Esiason	455	250	3525	56.7	7.7
Wilhelm	56	30	425	53.6	7.6
Schonert	2	0	0	0.0	0.0
Bengals	513	288	3950	56.1	7.7
Opponents	482	255	3383	53.1	7.0

KICKOFF RETURNS	No	Yds	Avg	Lg	TD
Jennings	26	525	20.2	33	0
Hillary	14	223	15.9	29	0
Carey	6	104	17.3	23	0
Smith	5	65	13.0	19	0
Ball	1	19	19.0	19	0
Taylor	1	5	5.0	5	0
Hollifield	1	0	0.0	0	0
Jackson		(1 fair catch)			
Bengals	54	941	17.4	33	0
Opponents	55	1203	21.9	66	0

FIELD GOALS	1-19	20-29	30-39	40-49	50+
Brecht	0-0	9-9	3-4	0-1	0-0
Gallery	0-0	1-1	0-1	1-4	0-0
Bengals	0-0	10-10	3-5	1-5	0-0
Opponents	0-0	9-9	7-8	4-8	0-0

S/I	TD	TD %	INT	Int %	Lg	Sack-Lost	Ra
5	28	8.2	11	2.4	741	36-288	92.2
9	4	7.1	2	3.6	461	3-17	87.3
0	0	0.0	0	0.0	0	2-27	99.2
0	32	6.2	13	2.5	741	41-332	91.9
2	22	4.6	21	4.4	841	33-248	72.6

OFFENSE	DEFENSE
WR Tim McGee	LE Jim Skow
LT Anthony Munoz	NT Tim Krumrie
LG Bruce Reimers	RE Jason Buck
C Bruce Kozerski	LOLB Leon White
RG Max Montoya	LILB Carl Zander
RT Brian Blades	RILB Joe Kelly
Joe Walter	ROLB Reggie Williams
TE Rodney Holman	LCB Lewis Billups
WR Eddie Brown	RCB Eric Thomas
QB Boomer Esiason	SS David Fulcher
HB James Braxton	FS Rickey Dixon
FB Eric Ball	
Stanford Jennings	

FIELD GOAL ATTEMPTS BY GAME

Breeder: (-) (-) (-) (-) (24G, 27G) (20G, 22G) (30G, 29G, 23G, 21G) (-) (34N) (38G) (49N) (-) (-) (24G) (27G, 30G) (-). **Gallery:** (45N) (26G, 47G) (48N, 44N) (31N) (-) (-) (-) (-) (-) (-) (-) (-) (-) (-) (-) (-) (-).

Opponents: (29G) (38G) (-) (23G) (46N, 24G, 40G, 34G) (29G, 33G) (27G) (-) (46N) (32G, 42G, 37G, 28G) (-) (24G) (51N, 48N) (41N, 48G) (32N) (31G, 37G, 22G, 42G, 24G, 52N)

DEFENSE			Sks-					
Player	Tkl	Ast	Tot	Yds	Pd	Ff	Fr	Int
Fulcher	70	37	107	0-0	14	1	4-0	
Dixon	84	19	103	0-0	16	1	0-0	
Krumire	45	29	74	3-11	0	1	1-9	
Kelly	44	26	70	1-6	4	1	3-23	
Zander	43	24	67	1-5-14	1	1	1-25	
Thomas	49	9	58	2-23	23	1	1-0	
Buck	42	14	56	6-46	2	1	1-0	
Billups	45	4	49	0-0	14	2	0-0	
Williams	33	15	48	3-5-27	0	0	0-0	
White	32	15	47	2-47	4	2	2-22	
McClendon	24	9	33	1-5-10-5	0	2	1-0	
Skow	21	8	29	4-5-31	4	1	0-0	
Hammesler	18	11	29	1-5-13	0	0	1-0	
Banker	21	6	27	0-0	2	0	0-0	
Bussey	20	5	25	2-5-13-5	6	0	0-0	
Grant	11	10	21	0-5-2-5	0	0	0-0	
Jackson	18	1	19	0-0	4	1	0-0	
Wilcats	13	2	15	1-18	0	0	0-0	
Walker	7	4	11	0-0	0	0	1-0	
Carey	6	3	9	0-0	3	0	0-0	
Tusagaloja	6	1	7	2-5-15-5	2	0	0-0	
Brady	1	0	1	0-0	0	0	0-0	

SPECIAL TEAMS

Player	TK	As	Tf	FF	Yds	BP	BFG	BXP
Walker	10	0	11	0	0-0	0	0	0
Barker	11	1	11	0	0-0	0	0	0
Brady	9	1	10	0	0-0	0	0	0
Bussey	9	1	10	0	0-0	0	0	0
Wilcots	8	2	10	0	0-0	0	0	0
Jackson	6	0	6	0	0-0	0	0	0
Barber	5	1	6	0	0-0	0	0	0
White	5	1	6	0	0-0	0	0	0
Dixon	5	0	5	0	0-0	0	0	0
Carey	1	2	3	0	0-0	0	0	0
Johnson	2	0	2	0	0-0	0	0	0
Taylor	2	0	2	0	0-0	0	0	0
Thomas	2	0	2	0	0-0	1	0	0
Tustagalog	2	0	2	0	0-0	0	0	0
Hillary	1	0	1	0	0-0	0	0	0
Jennings	1	0	1	0	0-0	0	0	0
Kaltus	1	0	1	0	0-0	0	0	0
Romer	1	0	1	0	0-0	0	0	0
Zander	1	0	1	0	0-0	0	0	0
Garrett	0	1	1	0	0-0	0	0	0

MISCELLANEOUS DEFENSE

Player	Tkl	Ast	Tot	FF	FR-Yds
Brown	2	0	2	0	0-0
Holtman	2	0	2	0	0-0
Montoya	2	0	2	0	0-0
Wilhelm	2	0	2	0	0-0
Blados	1	0	1	0	0-0
Brooks	1	0	1	0	0-0
Hillary	1	0	1	0	0-0
Johnson	1	0	1	0	0-0
Taylor	1	0	1	0	0-0

1990 FINAL STATISTICS (9-7-0)

Date	W/L	Score	Opponent	Att.	RUSHING	No	Yds	Avg	Lg	TD
Sept. 9	W	25-20	N.Y. Jets	56,467	Brooks	195	1004	5.1	56	5
Sept. 16	W	21-16	at San Diego	48,098	Green	83	353	4.3	39	1
Sept. 23	W	41-7	New England	56,470	Woods	64	268	4.2	32	6
Oct. 1	L	16-31	at Seattle	60,135	Taylor	51	216	4.2	24	2
Oct. 7	W	34-31*	at L.A. Rams	62,619	Eason	49	157	3.2	21	0
Oct. 14	L	17-48	at Houston	53,501	Ball	22	72	3.3	15	1
Oct. 22	W	34-13	at Cleveland	78,567	Jennings	12	46	3.8	13	1
Oct. 28	L	17-38	at Atlanta	53,214	James	1	11	11.0	11	0
Nov. 4	L	7-21	New Orleans	60,067	Wilhelm	6	6	1.0	4	0
Nov. 18	W	27-23	Pittsburgh	60,064	Barber	1	-13	-13.0	-13	0
Nov. 25	L	20-34	Indianapolis	60,051	Bengals	444	2120	4.4	561	16
Dec. 2	W	16-12	at Pittsburgh	58,200	Opponents	482	2085	4.7	68	15
Dec. 9	L	17-20*	San Francisco	60,084						
Dec. 16	L	7-24	at L.A. Raiders	54,132	RECEIVING	No	Yds	Avg	Lg	TD
Dec. 23	W	40-20	Houston	60,044	Brown	44	706	16.0	501	9
Dec. 30	W	21-14	Cleveland	60,041	McGee	43	737	17.1	52	1
					Wolfe	40	596	14.9	52	1

*Overtime

TEAM STATISTICS	Bengals	Opponents
TOTAL FIRST DOWNS	277	311
Rushing	107	41
Passing	151	169
Penalty	19	101
3rd Down: Made-Aft.	79-196	93-212
3rd Down Pct.	40.3	41.5
4th Down: Made-Aft.	12-19	21-26
4th Down Pct.	63.2	16.9
POSSESSION AVG.	29:21	30:08
TOTAL NET YARDS	5063	5500
Avg. Per Game	316.4	356.3
Total Plays	943	1016
Avg. Per Play	5.4	5.5
NET YARDS RUSHING	2120	2070
Avg. Per Game	132.5	131.9
Total Rushes	484	444
NET YARDS PASSING	2943	3220
Avg. Per Game	183.9	201.3
Sacked-Yards Lost	34-209	25-224
Gross Yards	3152	3774
Air. - Completions	425-537	543-638
Completion Pct.	55.8	55.3
Had Intercepted	23	22
PUNTS-AVERAGE	65-42.1	63-44.0
Net Punting Avg.	34.0	31.0
PENALTIES-YARDS	83-627	101-848
FUMBLES-BALL LOST	25-12	32-14
TOUCHDOWNS	44	46
Rushing	16	10
Passing	25	32
Returns	3	4

Score by Periods	1	2	3	4	OT	Total
Bengals	79	110	78	90	3	360
Opponents	70	115	101	63	3	352

SCORING	TD	Ru	Pa	Rt	PAT	FG	S	TP
Breech	0	0	0	0	41-44	17-21	0	92
Brooks	9	5	5	0			0	54
Brown	9	0	0	0			0	54
Woods	6	6	0	0			0	36
Holman	5	0	5	0			0	30
Taylor	3	2	1	0			0	18
Ball	2	2	1	0			0	12
Green	2	2	1	1			0	12
Kaltus	2	0	2	0			0	12
Francis	1	0	0	1			1	8
Barber	1	0	1	0			0	6
Bussay	1	0	0	1			0	6
Jennings	1	1	0	0			0	6
McGee	1	0	1	0			0	6
Price	1	0	0	1			0	6
Fulcher	0	0	0	0			1	2
Johnson	0	0	0	0		0-1	0	0
Bengals	44	16	25	3	41-44	17-22	2	360
Oponegants	41	15	24	2	40-41	22-29	3	352

PASSING	Att	Cmp	Yds	Cmp %	Yds / Att
Esiason	402	224	3031	55.7	7.5
Wilhelm	19	12	117	63.2	6.2
Philcox	2	0	0	0.0	0.0
James	1	0	0	0.0	0.0
Johnson	1	1	4	100.0	4.0
Bengals	425	237	3152	55.8	7.4
Opponents	543	300	3725	55.2	6.9

RECEIVING	No	Yds	Avg	Lg	TD
Brown	44	706	16.0	50	9
McGee	43	737	17.1	52	1
Holman	40	596	14.9	53	5
Brooks	26	269	10.3	35	4
Woods	20	162	8.1	22	0

Barber	14	196	14.0	28	1
Green	12	90	7.5	22	1
Kattus	11	145	13.2	31	2
Riggs	8	79	9.9	21	0
Smith	7	45	6.4	11	0
Jennings	4	23	5.8	13	0
James	3	36	12.0	16	0
Taylor	3	22	7.3	20	1
Ball	2	46	23.0	48	1
Bengals	237	3152	13.3	53	25
Opponents	300	3725	12.4	75	24

INTERCEPTIONS	No	Yds	Avg	Lg	TD
Bussey	4	37	9.3	18	0
Fulcher	4	20	5.0	18	0
Billups	3	39	13.0	29	0
White	1	21	21.0	21	0
Francis	1	17	17.0	17	1
Zander	1	12	12.0	12	0
Price	1	0	0.0	0	0
Bengals	15	146	9.7	29	1
Opponents	23	233	10.1	30	1

PUNTING	No	Yds	Avg	Net	TB	In20	Lg	B
Johnson	64	2705	42.3	34.3	8	12	70	0
Breech	1	34	34.0	14.0	1	0	34	0
Bengals	65	2739	42.1	34.0	9	12	70	0
Opponents	63	2634	41.8	36.5	4	19	65	0

PUNT RETURNS	Ret	FC	Yds	Avg	Lg	TD
Price	29	14	251	8.7	66	1
Smith	1	0	4	4.0	4	0
Bengals	30	14	255	8.5	66	1
Opponents	36	11	352	9.8	79	1

KICKOFF RETURNS	No	Yds	Avg	Lg	TD
Jennings	29	504	20.1	33	0
Ball	16	366	22.9	38	0
Price	10	191	19.1	33	0
James	1	43	43.0	43	0
Smith	2	35	17.5	20	0
Taylor	1	16	16.0	16	0
Barber	1	14	14.0	14	0
Kallus	1	10	10.0	10	0
Riggs	1	7	7.0	7	0
Bengals	62	1266	20.4	43	0
Opponents	43	945	22.0	64	0

FIELD GOALS	1-19	20-29	30-39	40-49	50+
Brecht	0-0	6-6	5-6	6-9	0-0
Johnson	0-0	0-0	0-0	0-0	0-1
Bengals	0-0	6-6	5-6	6-9	0-1
Opponents	1-1	11-11	7-7	2-7	1-3

FIELD GOAL ATTEMPTS BY GAME:

Breec: (43G, 42N, 44G, 37G) (-) (46G, 23G
 (34G, 26G, 33G) (40G, 44G) (29G) (20G, 21G
 (35G) (43N) (21G, 31G) (-) (34N, 46N) (38G) (-
 (-) (-). **Johnson:** (-) (-) (-) (-) (52N) (-) (-) (-)
 (-) (-) (-) (-) (-) (-) (-)

(continued)

USUAL STARTERS			
OFFENSE		DEFENSE	
WR	Tim McGee	LE	Skip McClelland
LT	Anthony Munoz	NT	Tim Krumrie
LG	Bruce Reimers	RE	David Grant,
C	Bruce Kozerski		Jason Buck
RG	Ken Moyer	LOLB	Leon White
RT	Joe Waller	LILB	Carl Zander
TE	Rodney Holman	RILB	Kevin Walker
WR	Eddie Brown	ROLB	James Francis
QB	Boomer Esiason	LCB	Lewis Billups
HB	James Brooks	RCB	Carl Carter
FB	Harold Green,	SS	Dale Fulcher
	Ikeay Woods	FS	Solomon Wilcox

FIELD GOAL ATTEMPTS BY GAME-cont'd:

Opponents: (33G, 26G) (19G, 44N) (-) (51G)
(40G) (22G, 23G) (21G, 41N, 30G) (27G, 52N)
(48N) (31G) (51N, 22G, 26G) (32G, 36G, 29G)
(48G) (23G, 23G) (39G) (29G, 36G, 42N) (48N)

DEFENSE Player	Tkl	Asst	Tot	Sks- Yds	PD	FF	FR	Yds
Francis	62	14	76	8-65	6	2	0	0-0
Walker	61	14	75	1-6	0	0	0	0-0
Fulcher	53	22	75	1-12	10	3	0	0-0
Knomie	45	23	68	2-17	1	1	0	0-0
Bussay	48	9	57	2-17	10	0	1	1-70
Billups	43	8	51	0-0	13	2	2	2-4
Jones	39	6	47	0-0	12	0	0	0-0
Carter	38	9	47	0-0	11	0	0	0-0
Zander	37	10	47	0-0	1	1	2	4-0
Grant	36	8	44	1-14	4	0	1	0-14
Willets	33	8	41	0-0	2	2	13	0-0
Wren	32	3	35	0-6	3	0	0	0-0
Blake	28	6	34	0-4	4	0	0	0-0
McClendon	25	3	28	2-17	2	0	0	0-0
Tuamaloa	17	7	24	4.5-35.5	1	2	2	0-0
Hammernstein	13	6	19	2-15	0	0	0	0-0
Parker	13	2	15	0-0	5	0	0	0-0
Price	10	2	12	0-0	1	0	1	0-1
Thomas	11	0	11	0-0	2	0	0	0-0
Buck	7	4	11	0.5-5.5	1	0	0	0-0
Clark	6	4	10	0-0	0	1	0	0-0
Qulzeire	0	1	1	0-0	0	0	0	0-0

SPECIAL Player	TEAMS			Tot	Ft	FR- Yds	BP	BFG	BXP
	Tkl	Asst	Tot						
Barker	6	2	8	1	0-0	0	0	0	0
Price	6	1	7	0	1-0	0	0	0	0
Walker	4	2	6	0	0-0	0	0	0	0
Francis	5	0	5	0	0-0	0	0	0	0
Jones	5	0	5	0	0-0	0	0	0	0
Ball	4	1	5	0	0-0	0	0	0	0
James	4	0	4	0	0-0	0	0	0	0
Tustagaloa	4	0	4	0	0-0	0	0	0	0
Brady	3	1	4	0	1-0	0	0	0	0
Eusey	2	2	4	0	0-0	0	0	0	0
Oglebee	3	0	3	0	0-0	0	0	0	0
Warner	2	0	2	0	0-0	0	0	0	0
Dixon	2	0	2	0	0-0	0	0	0	0
White	2	0	2	0	0-0	0	0	0	0
Wilcots	2	0	2	0	0-0	0	0	0	0
Zander	2	0	2	0	0-0	0	0	0	0
Jennings	1	1	2	0	0-0	0	0	0	0
Barber	1	0	1	0	0-0	0	0	0	0
Johnson	1	0	1	0	0-0	0	0	0	0
Smith	1	0	1	0	0-0	0	0	0	0
Clark	0	1	1	0	0-0	0	0	0	0
Taylor	0	1	1	0	0-0	0	0	0	0

MISCELLANEOUS DEFENSE

Player	Tkl	Ass	Tot	FF	FR-Yds
Brown	4	0	4	0	0-0
Green	4	0	4	0	0-0
Brooks	2	0	2	0	0-0
Kaltus	2	0	2	0	0-0
McGee	2	0	2	0	0-0
Moyer	2	0	2	0	0-0
Riggs	2	0	2	0	0-0
Woods	2	0	2	0	0-0
Ball	1	0	1	0	0-0
Barber	1	0	1	0	0-0
Estason	1	0	1	0	0-0
James	1	0	1	0	0-0
Jettison	1	0	1	0	0-0
Munoz	1	0	1	0	0-0
Smith	1	0	1	0	0-0
Walter	1	0	1	0	0-0

1990 SEASON PLAYOFF STATISTICS (1-1)

Date	W/L	Score	Opponent	Att.
Jan. 6*	W	41-14	Houston	60,012
Jan. 13*	L	10-20	at L.A. Raiders	92,045

*AFC Wild Card Playoff

+AFC Divisional Playoff

TEAM STATISTICS	Bengals	Opponents
TOTAL FIRST DOWNS	36	33
Rushing	22	15
Passing	12	18
Penalty	2	0
3rd Down: Made-Att.	9-25	7-20
3rd Down Pct.	36.0	35.0
4th Down: Made-Att.	2-2	1-2
4th Down Pct.	100.0	50.0
POSSESSION AVG.	34.01	25.59
TOTAL NET YARDS	531	615
Avg. Per Game	265.5	307.5
Total Plays	117	103
Avg. Per Play	4.5	6.0
NET YARDS RUSHING	311	302
Avg. Per Game	155.5	151.0
Total Rushes	73	45
NET YARDS PASSING	220	313
Avg. Per Game	110.0	156.5
Sacked-Yards Lost	4-46	4-24
Gross Yards	266	337
Att.-Completions	40-23	54-27
Completion Pct.	57.5	50.0
Had Intercepted	0	2
PUNTS-AVERAGE	8-49.1	8-41.9
Net Punting Avg.	41.8	34.1
PENALTIES-YARDS	5-45	5-33
FUMBLES-BALLS LOST	2-0	2-1
TOUCHDOWNS	6	4
Rushing	3	4
Passing	3	4
Returns	0	0

Score by Periods	1	2	3	4	OT	Tot
Bengals	10	13	14	14	—	51
Opponents	0	7	10	17	—	34

SCORING	TD-Ru-Pa-Ri	K-PAT	FG	S	TP
Breech	0 0 0 0	6-6	3-3	0	15
Ball	1 1 0 0	—	—	0	6
Estason	1 1 0 0	—	—	0	6
Green	1 0 1 0	—	—	0	6
Jennings	1 0 1 0	—	—	0	6
Kaltus	1 0 1 0	—	—	0	6
Woods	1 1 0 0	—	—	0	6
Bengals	6 3 3 0	6-6	3-3	0	51
Opponents	4 0 4 0	4-4	2-2	0	34

PASSING	Att	Cmp	Yds	Cmp %	Yds/Att	TD	INT	Int %	Lg	Sack-Lost	Rat
Estason	35	22	254	62.9	7.26	3	8.6	0 0.0	46	4-46	113.3
Wilhelm	5	1	12	20.0	2.40	0	0.0	0 0.0	12	0-0	39.6
Bengals	40	23	266	57.5	6.65	3	7.5	0 0.0	46	4-46	102.7
Opponents	54	27	337	50.0	6.24	4	7.4	2 3.7	411	4-24	79.0

RUSHING	No	Yds	Avg	Lg	TD
Woods	17	84	4.9	18	1
Estason	7	68	9.7	14	1
Green	11	55	5.0	12	0
Ball	12	47	3.9	14	1
Brooks	17	43	2.5	14	0
Jennings	6	16	2.7	10	0
Wilhelm	3	-2	-0.7	0	0
Bengals	73	311	4.3	18	3
Opponents	45	302	6.7	34	0

RECEIVING	No	Yds	Avg	Lg	TD
Hofman	4	102	25.5	46	0
Brown	4	32	8.0	15	0
Jennings	3	23	7.7	12	1
McGee	3	23	7.7	19	0
Woods	3	18	6.0	9	0
Kaltus	2	19	9.5	10	1
Green	2	15	7.5	13	1
Brooks	1	22	22.0	22	0
Barber	1	12	12.0	12	0
Bengals	23	266	11.6	46	3
Opponents	27	337	12.5	411	4

INTERCEPTIONS	No	Yds	Avg	Lg	TD
Fulcher	2	54	27.0	43	0
Bengals	2	54	27.0	43	0
Opponents	0	0	—	—	0

PUNTING	No	Yds	Avg	Net	TB	In20	Lg	B
Johnson	8	393	49.1	41.8	0	1	64	0
Bengals	8	393	49.1	41.8	0	1	64	0
Opponents	8	335	41.9	34.1	1	4	52	0

PUNT RETURNS	Ret	FC	Yds	Avg	Lg	TD
Price	3	0	42	14.0	34	0
Bengals	3	0	42	14.0	34	0
Opponents	4	2	59	14.8	19	0

KICKOFF RETURNS	No	Yds	Avg	Lg	TD
Jennings	4	86	21.5	30	0
Ball	2	42	21.0	28	0
Brown	1	12	12.0	12	0
Bengals	7	140	20.0	30	0
Opponents	7	132	18.9	37	0

FIELD GOALS	1-19	20-29	30-39	40-49	50+
Breech	0-0	2-2	1-1	0-0	0-0
Bengals	0-0	2-2	1-1	0-0	0-0
Opponents	0-0	1-1	0-0	1-1	0-0

FIELD GOAL ATTEMPTS BY GAME:

Breech: (27G, 30G) (27G)
Opponents: (-) (49G, 25G)

DEFENSE					Sks-			FR-
Player	Tkl	Asst	Totl	Yds	PD	FF	Yds	
Bussay	12	0	12	0-0	0	0	0-0	
Thomas	8	1	9	0-0	1	0	0-0	
Grant	7	2	9	1-5	2	0	0-0	
Fulcher	5	4	9	0-0	2	0	0-0	
Francis	6	2	8	0-0	1	0	1-0	
Krummie	6	1	7	0-0	0	0	0-0	
Walker	4	1	5	0-0	0	0	0-0	
Zander	4	1	5	1-10	1	0	0-0	
Billups	4	0	4	0-0	1	0	0-0	
Jones	3	1	4	0-0	1	0	0-0	
McClendon	3	1	4	0-0	0	0	0-0	
White	3	0	3	0-0	0	0	0-0	
Wilcoits	1	1	2	0-0	1	0	0-0	
Buck	1	0	1	1-3	0	0	0-0	
Carter	1	0	1	0-0	0	0	0-0	
TEAM	-	-	-	1-6	-	-	-	

SPECIAL TEAMS	Player	Tkl	Asst	Tot	FF	FR-Yds	BP	BFG	BXP
Brady	3	0	3	0	0-0	0	0	0	0
Zander	1	1	2	0	0-0	0	0	0	0
Ball	1	0	1	0	0-0	0	0	0	0
Barker	1	0	1	0	0-0	0	0	0	0
Bussey	1	0	1	0	0-0	0	0	0	0
Carter	1	0	1	0	0-0	0	0	0	0
Price	1	0	1	0	0-0	0	0	0	0
Tuatajaloa	1	0	1	0	0-0	0	0	0	0
Walker	0	1	1	0	0-0	0	0	0	0

MISCELLANEOUS DEFENSE

Player	Tkl	Asst	Tot	FF	FR-Yds
--------	-----	------	-----	----	--------

(None)

1991 FINAL STATISTICS (3-18-0)

Date	W/L	Score	Opponent	Alt.	RUSHING-cont'd	No	Yds	Avg	Lg	TD
Sept. 1	L	14-45	at Denver	72,855	Esiason	24	66	2.8	16	0
Sept. 8	L	7-30	Houston	50,463	Hollas	12	66	5.5	27	0
Sept. 15	L	13-14	at Cleveland	78,269	Ball	10	21	2.1	10	1
Sept. 22	L	27-34	Washington	52,038	Wilhelm	1	9	9.0	9	0
Oct. 6	L	7-13	Seattle	60,010	Brown	1	8	8.0	8	0
Oct. 13	L	23-35	at Dallas	63,275	Johnson	1	-2	-2.0	-2	0
Oct. 21	L	16-35	at Buffalo	60,131	Bengals	449	1811	4.0	751	11
Oct. 27	L	3-35	at Houston	58,834	Opponents	454	1662	3.7	43	20
Nov. 3	W	23-21	Cleveland	55,077	RECEIVING	No	Yds	Avg	Lg	TD
Nov. 10	L	27-33	Pittsburgh	55,503	Brown	59	827	14.0	53	2
Nov. 17	L	10-17	at Philadelphia	63,189	McGee	51	802	15.7	521	4
Nov. 24	L	14-38	N.Y. Raiders	52,044	Brooks	40	348	8.7	40	2
Dec. 1	W	27-24	N.Y. Giants	45,063	Holman	31	445	14.4	39	2
Dec. 9	L	13-37	at Miami	60,616	Barber	23	255	11.1	421	1
Dec. 15	L	10-17	at Pittsburgh	35,420	Taylor	21	122	5.8	16	0
Dec. 22	W	29-7	New England	46,394	Green	16	136	8.5	18	0
*Overtime										

TEAM STATISTICS		Bengals	Opponents
TOTAL FIRST DOWNS		286	308
Rushing		96	100
Passing		162	191
Penalty		28	17
3rd Down: Made-Att.		78-212	86-194
3rd Down Pct.		36.8	44.3
4th Down: Made-Att.		9-20	4-8
4th Down Pct.		45.0	50.0
POSSESSION AVG.		29:14	30:46
TOTAL NET YARDS		4969	5652
Avg. Per Game		310.6	353.3
Total Plays		993	980
Avg. Per Play		5.0	5.8
NET YARDS RUSHING		1811	1662
Avg. Per Game		113.2	103.9
Total Rushes		449	454
NET YARDS PASSING		3158	3990
Avg. Per Game		197.4	249.4
Sacked-Yards Lost		33-255	21-129
Gross Yards		3413	4119
Att.-Completions		511-290	505-303
Completion Pct.		56.8	60.0
Had Intercepted		22	17
PUNTS-AVERAGE		65-43.5	57-42.0
Net Punting Avg.		34.3	36.4
PENALTIES-YARDS		107-845	94-808
FUMBLES-BALL LOST		30-20	23-14
TOUCHDOWNS		27	53
Rushing		11	20
Passing		14	26
Returns		2	7

Score by Periods	1	2	3	4	OT	Tot
Bengals	57	71	64	71	0	263
Opponents	68	163	76	122	6	435

SCORING	TO	RU	PA	RT	PAT	FG	S	TP
Brecht	0	0	0	0	27-27	23-29	0	96
Brooks	4	2	2	0	—	—	0	24
McGee	4	0	4	0	—	—	0	24
Woods	4	0	4	0	—	—	0	24
Brown	2	0	2	0	—	—	0	12
Green	2	0	2	0	—	—	0	12
Holman	2	0	2	0	—	—	0	12
Taylor	2	0	2	0	—	—	0	12
Ball	1	1	0	0	—	—	0	6
Barber	1	0	1	0	—	—	0	6
Dingle	1	0	1	0	—	—	0	6
Fulcher	1	0	1	0	—	—	0	6
James	1	0	1	0	—	—	0	6
Price	1	0	1	0	—	—	0	6
Rembert	1	0	1	0	—	—	0	6
Johnson	0	0	0	0	0-0	1-3	0	3
Gordon	0	0	0	0	—	—	1	2
Bengals	27	11	14	2	27-27	24-32	1	263
Opponents	53	20	26	7	49-52	22-31	1	435

(continued)

PASSING	Att	Cmp	Yds	Cmp %	Yds/Att	TD	INT	Lg	Sack-Lost	Rat
Esiason	413	233	2883	56.4	6.98	13	3.1	16	3.9	53
Hollas	55	32	310	58.2	5.64	1	1.8	4	7.3	230
Wilhelm	42	24	217	57.1	5.17	0	0.0	2	4.8	29
Johnson	31	1	3	3.2	0.10	0	0.0	0	0.0	3
Bengals	511	290	3413	56.8	6.68	14	2.7	22	4.3	53
Opponents	505	303	4119	60.0	8.16	26	5.1	17	3.4	741

PUNT RETURNS	Ret	FC	Yds	Avg	Lg	TD
Price	14	6	203	14.5	78	1
Barber	13	5	70	5.4	15	0
Garrett	1	0	7	7.0	7	0
James	1	0	0	0.0	0	0
Bengals	29	11	280	9.7	78	1
Opponents	38	7	456	12.0	75	2

KICKOFF RETURNS	No	Yds	Avg	Lg	TD
Ball	13	262	20.2	24	0
Garrett	13	214	16.5	24	0
Brooks	11	190	17.3	35	0
Dingle	7	176	25.1	63	0
James	8	143	17.9	26	0
Price	5	91	18.2	22	0
Green	4	66	16.5	20	0
King	3	34	11.3	17	0
Riggs	2	28	14.0	15	0
Holman	1	15	15.0	15	0
Barber	1	7	7.0	7	0
Thomas	1	-1	-1.0	-1	0
Bengals	69	1225	17.8	63	0
Opponents	38	741	19.5	34	0

FIELD GOALS	1-19	20-29	30-39	40-49	50+
Brecht	0-0	9-10	8-10	5-6	1-3
Johnson	0-0	0-0	0-0	0-0	1-3
Bengals	0-0	9-10	8-10	5-6	2-6
Opponents	2-2	4-4	9-13	6-11	1-1

TD	TD %	INT	Int %	Lg	Sack-Lost	Rat
13	3.1	16	3.9	53	25-190	72.5
1	1.8	4	7.3	23L	7-57	49.6
0	0.0	2	4.8	29	1-8	51.4
0	0.0	0	0.0	3	0-0	73.2
14	2.7	22	4.3	53	33-255	68.4
26	5.1	17	3.4	74T	21-129	89.2

USUAL STARTERS		OFFENSE	DEFENSE
WR	Tim McGee	LE	Alonzo Mitz
LT	Anthony Munoz	NT	Tim Krumrie
LG	Bruce Reimers	RE	David Grant
C	Bruce Kozerski	LOLB	James Francis
RG	Paul Jetton	LILB	Leo Barker
	Ken Moyer	RILB	Carl Zander
RT	Joe Walter	ROLB	Alfred Haddix
TE	Rodney Holman	LCB	Wayne Haddix
QB	Eddie Brown	RCB	Lewis Billups
WR	Boomer Esiason	SS	Danai Fulcher
RB	James Brooks	FS	Rickey Dixon
RB	Harold Green		Barnes Bussey

FIELD GOAL ATTEMPTS BY GAME-cont'd:
Opponents: (30N, 42N, 19G) (19G, 21G, 37G) (30G, 42G, 38G, 45G) (40G, 26G) (45N, 36G, 31G) (-) (-) (33G, 45N) (47N, 34N) (44G, 46G, 37N) (42N, 37G) (29G) (37G) (50G, 22G, 36G) (47G, 39N) (-).

DEFENSE		Player	Tkl	Asst	Tot	Sks-Yds	PD	FF	FR-Yds
Fulcher	68	27	95	0-0	9	4	3-12		
Krumrie	56	12	68	4-26	1	1	1-0		
Francis	50	18	68	3-21	7	0	1-0		
Dixon	58	7	65	0-0	8	1	0-0		
Thomas	51	5	56	0-0	18	0	1-0		
Barker	44	11	55	0-0	1	0	0-0		
Mitz	40	8	48	0-0	2	0	1-0		
Zander	37	10	47	0-0	1	2	1-0		
Williams	36	4	40	3-16	3	1	2-24		
Bussey	31	8	39	0-0	3	0	1-0		
Grant	33	4	37	2-14	1	0	0-0		
Billups	32	3	35	1-9	6	0	1-7		
Price	16	1	17	0-0	4	0	1-0		
Walker	15	2	17	1-5	0	0	0-0		
Tuagaloa	14	1	15	2-8	1	1	0-0		
Rogers	10	4	14	0-0	1	0	0-0		
Haddix	12	1	13	0-0	7	0	0-0		
Fain	8	2	10	0-0	3	0	0-0		
White	8	2	10	0-0	0	0	0-0		
R. Jones	9	0	9	0-0	3	0	0-0		
Gordon	6	2	8	2-8	0	0	0-0		
Clark	5	5	8	0-0	0	0	0-0		
McClendon	5	1	6	0-0	0	0	0-0		
Vinson	4	2	6	0-0	2	0	0-0		
Bennett	3	0	3	0-0	1	0	0-0		
Stubbs	3	0	3	3-22	0	1	0-0		
King	2	1	3	0-0	0	0	0-0		
Brady	0	1	1	0-0	0	0	0-0		
Saddler	0	1	1	0-0	0	0	0-0		

SPECIAL TEAMS		Player	Tkl	Asst	Tot	FF	FR-Yds
Brady	11	1	12	0-0	0	0	0-0
Gordon	5	3	8	0-0	0	0	0-0
Barker	6	0	6	0-0	0	0	0-0
White	6	0	6	0-0	0	0	0-0
Clark	5	0	5	0-0	0	0	0-0
Rembert	4	1	5	0-0	0	0	0-0
Vinson	4	0	4	0-0	0	0	0-0
James	3	1	4	0-0	0	0	0-0
Barber	3	0	3	0-0	0	0	0-0
Fain	3	0	3	0-0	0	0	0-0
Price	3	0	3	0-0	0	0	0-0
Bussey	2	0	2	0-0	0	0	0-0
Dixon	2	0	2	0-0	0	0	0-0
King	2	0	2	0-0	0	0	0-0
Ball	1	0	1	0-0	0	0	0-0
Billups	1	0	1	0-0	0	0	0-0
Haddix	1	0	1	0-0	0	0	0-0
Hollas	1	0	1	0-0	0	0	0-0
R. Jones	1	0	1	0-0	0	0	0-0
Tuagaloa	1	0	1	0-0	0	0	0-0
Walker	1	0	1	0-0	0	0	0-0
Zander	1	0	1	0-0	0	0	0-0
Dingle	0	1	1	0-0	0	0	0-0
Thomas	0	0	0	0-0	0	0	3-0
Saddler	0	0	0	0-0	0	0	1-0

MISCELLANEOUS DEFENSE					
Player	Tkl	Asst	Tot	FF	FR-Yds
McGee	3	0	3	0	0-0
Barber	2	0	2	0	0-0
Brooks	2	0	2	0	0-0
Taylor	2	0	2	0	0-0
Ball	1	0	1	0	0-0
Garrett	1	0	1	0	0-0
Kozerski	1	0	1	0	0-0

TEAM HISTORY

1992 FINAL STATISTICS (5-11-0)

Date	W/L	Score	Opponent	Att.	RUSHING	No	Yds	Avg	Lg	TD
Sept. 6	W	21-3	at Seattle	57,350	Green	265	1170	4.4	53	2
Sept. 13	W	24-21	L.A. Raiders	54,240	Fenner	112	500	4.5	35	7
Sept. 20	L	23-24	at Green Bay	57,272	Holtas	20	109	5.5	24	0
Sept. 27	L	7-42	Minnesota	53,847	Esiason	21	66	3.1	15	0
Oct. 11	L	24-38	Houston	54,254	Ball	16	55	3.4	17	2
Oct. 19	L	0-20	at Pittsburgh	55,411	Klingler	11	53	4.8	12	0
Oct. 25	L	10-26	at Houston	58,701	Miles	8	22	2.8	9	0
Nov. 1	W	30-10	Cleveland	54,765	Query	1	1	1.0	1	0
Nov. 8	W	31-28	at Chicago	56,120	Bengals	454	1976	4.4	53	11
Nov. 15	L	14-17	at N.Y. Jets	60,196	Opponents	490	2007	4.1	36	15
Nov. 22	L	13-19	Detroit	48,574	RECEIVING	No	Yds	Avg	Lg	TD
Nov. 29	L	9-21	Pittsburgh	54,253	Green	41	214	5.2	19	0
Dec. 6	L	21-37	at Cleveland	68,368	McGee	35	408	11.7	36	3
Dec. 13	L	10-27	at San Diego	50,579	Pickens	26	326	12.5	38	1
Dec. 20	W	20-10	New England	45,355	Holman	26	266	10.2	26	2
Dec. 27	L	17-21	Indianapolis	47,837	Rambert	19	219	11.5	27	0

TEAM STATISTICS	Bengals	Opponents
TOTAL FIRST DOWNS	248	319
Rushing	112	126
Passing	114	168
Penalty	22	25
3rd Down Made-Att.	66-205	99-216
3rd Down Pct.	32.2	45.8
4th Down Made-Att.	14-25	10-18
4th Down Pct.	56.0	55.6
POSSESSION AVG.	27.05	32.55
TOTAL NET YARDS	3919	5333
Avg. Per Game	244.9	333.3
Total Plays	934	1024
Avg. Per Play	4.2	5.2
NET YARDS RUSHING	1976	2007
Avg. Per Game	123.5	125.4
Total Rushes	454	490
NET YARDS PASSING	1943	3326
Avg. Per Game	121.4	207.9
Sacked-Yards Lost	45-341	45-294
Gross Yards	2284	3620
Att.-Completions	435-227	489-288
Completion Pct.	52.2	58.9
Had Intercepted	17	16
PUNTS-AVERAGE	76-42.1	57-41.8
Net Punting Avg.	35.9	35.1
PENALTIES-YARDS	98-755	95-797
FUMBLES-BALL LOST	32-10	36-17
TOUCHDOWNS	31	44
Rushing	11	15
Passing	16	24
Returns	4	5

Score by Periods	1	2	3	4	OT	TOT
Bengals	48	84	55	81	6	274
Opponents	81	98	91	94	0	364

SCORING	TD-Ru	Pa	Rt	PAT	FG	S	TP
Breech	0	0	0	31-31	19-27	0	88
Fenner	8	7	1	-	-	0	48
Ball	4	2	2	0	-	0	24
McGee	3	0	3	0	-	0	18
Query	3	0	3	0	-	0	18
Green	2	2	0	0	-	0	12
Holman	2	0	2	0	-	0	12
Pickens	2	0	1	-	-	0	12
Thompson	2	0	2	0	-	0	12
Bentley	1	0	0	1	-	0	6
Brennan	1	0	1	0	-	0	6
Francis	1	0	0	1	-	0	6
Stegall	1	0	1	0	-	0	6
Vinson	1	0	0	1	-	0	6
Johnson	0	0	0	0	0-1	0	0
Bengals	31	11	16	4	31-31	19-28	0
Opponents	44	15	24	5	44-44	18-30	1

INTERCEPTIONS	No	Yds	Avg	Lg	TD
D. Williams	4	65	16.3	30	0
Francis	3	108	36.0	66	1
Fulcher	3	0	0.0	0	0
Jones	2	14	7.0	14	0
Wheeler	1	12	12.0	12	0
Bussey	1	3	3.0	3	0
Miltz	1	3	3.0	3	0
McDonald	1	0	0.0	0	0
Bengals	16	205	12.8	66	1
Opponents	17	127	7.5	36	0

PUNTING	No	Yds	Avg	Net	FB	In20	Lg	B
Johnson	76	3196	42.1	35.9	9	15	64	0
Bengals	76	3196	42.1	35.9	9	15	64	0
Opponents	57	2384	41.8	35.1	5	16	70	1

PUNT RETURNS	Ret	FC	Yds	Avg	Lg	TD
Pickens	18	9	229	12.7	95	1
Price	6	2	56	9.3	25	0
Bengals	24	11	285	11.9	95	1
Opponents	32	14	284	8.9	58	1

KICKOFF RETURNS	No	Yds	Avg	Lg	TD
Stegall	25	430	17.2	39	0
Ball	20	411	20.6	48	0
Miles	8	128	16.0	27	0
Fenner	2	38	19.0	19	0
Price	2	20	10.0	13	0
Bussey	1	18	18.0	18	0
Query	1	13	13.0	13	0
Bengals	59	1058	17.9	48	0
Opponents	46	1079	23.5	100	2

FIELD GOALS	1-19	20-29	30-39	40-49	50+
Breech	0-0	8-8	7-7	4-11	0-1
Johnson	0-0	0-0	0-0	0-0	0-1
Bengals	0-0	8-8	7-7	4-11	0-1
Opponents	0-0	9-11	6-8	3-3	0-3

FIELD GOAL ATTEMPTS BY GAME:	
Breech: (47N, 48 N) (34G) (20G, 34G, 41G) (-)	
(29G, 43N) (47N) (24G) (26G, 21G, 32G) (36G)	
(44N) (40G, 20G, 50N) (33G, 42G, 38G) (-) (48G)	
(47N, 42N, 21G, 39G) (25G) Johnson: (-) (59R)	
(-)(-)(-)(-)(-)(-)(-)(-)(-)(-)(-)(-)(-)(-)(-)(-)	

(continued)

USUAL STARTERS

OFFENSE	DEFENSE
WR Tim McGee	LE Lamar Rogers
LT Anthony Munoz	NT Tim Krumdie
Keyin Sargent	RE Alonzo Mitz
LG Bruce Kozerski	LOLB James Francis
C Mike Arthur	LILB Ricardo McDonald
RG Jon Melander	RILB Gary Reasons
RT Joe Walter	ROLB Daniel Stubbs
TE Rodney Holman	LCB Rod Jones
WR Carl Pickens	RCB Eric Thomas
QB Boomer Esiason	SS David Fulcher
HB Harold Green	FS Darryl Williams
FB Eric Ball	

FIELD GOAL ATTEMPTS BY GAME-cont'd:	
Opponents: (40G) (52N, 27B, 59N) (32N, 37G, 47N) (-) (39G) (21G, 45N, 27G) (27G, 47N) (39G) (47N, 52N) (27N, 42G, 38N) (35G, 27G, 20G, 29G) (49N) (34G, 30G, 27G) (21G, 40G) (27G) (-)	

DEFENSE				Sks-	Yds	PD	FF	FR
Player	Tkl	Asst	Tot					
Krumdie	71	26	97	4-21	2	2	1-0	
McDonald	71	23	94	0-0	4	0	1-4	
D. Williams	70	8	78	2-16	13	2	1-0	
Fulcher	56	16	72	1-10	9	0	0-0	
Jones	54	9	63	0-0	17	0	1-0	
A. Williams	39	5	44	10-70	4	3	0-0	
Rogers	33	10	43	4-28.5	0	2	0-0	
Thomas	40	2	42	0-0	11	1	0-0	
Dixon	37	5	42	0-0	6	0	0-0	
Francis	33	6	39	6-28	11	3	2-3	
Reasons	32	6	38	0-0	1	1	1-0	
Miltz	19	16	35	3-23.5	1	1	2-0	
Bussey	24	8	32	0-0	4	0	0-0	
Stubbs	24	8	32	9-64	0	1	1-0	
Walker	16	12	28	0-0	0	0	0-0	
Vinson	18	4	22	1-15	0	2	1-22	
Wheeler	17	4	21	0-0	3	0	0-0	
Frier	13	2	15	0-0	0	0	0-0	
Bennett	14	0	14	0-0	3	0	0-0	
Gordon	13	1	14	1-7	1	1	1-0	
Shaw	12	2	14	0-0	1	0	0-0	
Ridgle	7	0	7	3-9	0	0	0-0	
Kirk	6	1	7	0-0	1	0	1-7	
Bentley	4	1	5	0-0	0	0	1-75	
Price	4	0	4	0-0	0	0	0-0	
Nix	1	0	1	1-2	0	0	0-0	

SPECIAL TEAMS	Player	Tkl	Asst	Tot	FF	FR-Yds	BP	BFG	BXP
Kirk	12	1	13	1	0-0	0	0	0	0
Shaw	5	2	7	0	0-0	0	0	0	0
Thompson	5	2	7	0	0-0	0	0	0	0
Stegall	5	1	6	0	0-0	0	0	0	0
Dixon	4	2	6	0	0-0	0	0	0	0
Wheeler	4	2	6	0	0-0	0	0	0	0
Bennett	5	0	5	0	1-0	0	0	0	0
D. Williams	3	2	5	0	0-0	0	0	0	0
Vinson	3	1	4	0	0-0	0	0	0	0
Ball	3	0	3	0	2-0	1	0	0	0
McDonald	3	0	3	0	0-0	0	0	0	0
Gordon	2	1	3	0	0-0	0	0	0	0
Miles	2	0	2	0	0-0	0	0	0	0
Francis	1	0	1	0	0-0	0	0	0	0
Fulcher	1	0	1	0	0-0	0	0	0	0
Johnson	1	0	1	0	0-0	0	0	0	0
Miltz	1	0	1	0	0-0	0	0	0	0
Nix	1	0	1	0	0-0	0	0	0	0
Reasons	1	0	1	0	0-0	0	0	0	0
Robinson	1	0	1	0	0-0	0	0	0	0
Thompson	1	0	1	0	0-0	0	0	0	0
Walker	1	0	1	0	0-0	0	0	0	0
Thomas	0	0	0	0	0-0	0	0	0	0

MISCELLANEOUS DEFENSE						
Player	Tkl	Asst	Tot	FF	FR-Yds	
Green	3	0	3	0	0-0	
Pickens	3	0	3	0	0-0	
Holman	2	0	2	0	0-0	
Esiason	1	0	1	0	0-0	
Kozerski	1	0	1	0	0-0	
McGee	1	0	1	0	0-0	
Query	1	0	1	0	0-0	

1993 FINAL STATISTICS (3-18-0)

Date	W/L	Score	Opponent	Att.
Sept. 5	L	14-27	at Cleveland	75,508
Sept. 12	L	6-9	Indianapolis	50,299
Sept. 19	L	7-34	at Pittsburgh	53,682
Sept. 26	L	10-19	Seattle	46,880
Oct. 10	L	15-17	at Kansas City	75,394
Oct. 17	L	17-28	Cleveland	55,647
Oct. 24	L	12-28	at Houston	50,099
Nov. 7	L	16-24	Pittsburgh	51,202
Nov. 14	L	3-38	Houston	42,347
Nov. 21	L	12-17	at N.Y. Jets	64,264
Nov. 28	W	16-10	L.A. Raiders	43,272
Dec. 5	L	8-21	at San Francisco	60,039
Dec. 12	L	2-7	at New England	29,794
Dec. 19	W	15-13	L.A. Rams	36,612
Dec. 26	W	21-17	Atlanta	27,014
Jan. 2	L	13-20	at New Orleans	58,036

TEAM STATISTICS		Bengals	Opponents
TOTAL FIRST DOWNS		239	306
Rushing		89	134
Passing		133	159
Penalty		17	13
3rd Down: Made-Att.		80-232	85-212
3rd Down Pct.		34.5	40.1
4th Down: Made-Att.		10-26	7-11
4th Down Pct.		38.5	63.6
POSSESSION AVG.		28:58	31:02
TOTAL NET YARDS		4052	5018
Avg. Per Game		253.3	313.6
Total Plays		986	1000
Avg. Per Play		4.1	5.0
NET YARDS RUSHING		1511	2220
Avg. Per Game		94.4	138.8
Total Rushes		423	521
NET YARDS PASSING		2541	2798
Avg. Per Game		158.8	174.9
Sacked-Yards Lost		53-289	22-154
Gross Yards		2830	2952
Att.-Completions		510-722	457-251
Completion Pct.		53.3	54.9
Had Intercepted		11	12
PUNTS-AVERAGE		90-43.9	74-42.2
Net Punting Avg.		36.6	36.6
PENALTIES-YARDS		105-77.3	73-56.7
FUMBLES-BALL LOST		24-29	22-14
TOUCHDOWNS		16	37
Rushing		3	15
Passing		11	20
Returns		2	2

Score by Periods	1	2	3	4	OT	Tot
Bengals	41	74	18	54	-	187
Opponents	42	119	63	95	-	319

SCORING	TD-Ru-Pa-Ri	PAT	FG	S	TP
Pellrey	0 0 0 0	13-16	24-31	0	85
Pickens	6 0 6 0	0	0	0	36
Query	4 0 4 0	0	0	0	24
Ball	1 1 0 0	0	0	0	6
Brim	1 0 0 1	0	0	0	6
Fenner	1 1 0 0	0	0	0	6
Miles	1 1 0 0	0	0	0	6
Thompson	1 0 1 0	0	0	0	6
D. Williams	1 0 0 1	0	0	0	6
A. Williams	0 0 0 0	0	0	1	2
TEAM	0 0 0 0	0	0	2	4
Bengals	16 3 11 2	13-16	24-31	3	187
Opponents	37 15 20 2	37-37	20-28	0	319

RUSHING	No	Yds	Avg	Lg	TD
Green	215	589	2.7	25	0
Fenner	121	482	4.0	26	1
Klingler	41	282	6.9	29	0
Miles	22	56	2.5	15	1
Schroeder	10	41	4.1	20	0
Ball	8	37	4.6	18	1
Query	2	13	6.5	8	0
Robinson	1	6	6.0	6	0
Benjamin	3	5	1.7	2	0
Bengals	423	1511	3.6	29	3
Opponents	521	2220	4.3	381	15

RECEIVING	No	Yds	Avg	Lg	TD
Query	56	654	11.7	51	4
Fenner	48	427	8.9	40	0
McGee	44	525	11.9	37	0
Pickens	43	565	13.1	36	6
Green	22	115	5.2	16	0
Thompson	17	87	5.1	10	1
Rembert	8	101	12.6	21	0
Robinson	8	72	9.0	14	0
Miles	6	89	14.8	27	0
Carroll	6	81	13.5	28	0
Frisch	6	43	7.2	12	0
Ball	4	39	9.8	24	0
Thomason	2	8	4.0	5	0
Benjamin	1	16	16.0	16	0
Stegall	1	8	8.0	8	0
Bengals	272	2830	10.4	51	11
Opponents	251	2952	11.8	711	20

INTERCEPTIONS	No	Yds	Avg	Lg	TD
Brim	3	74	24.7	30	1
D. Williams	2	126	63.0	971	1
White	2	19	9.5	14	0
Francis	2	12	6.0	12	0
Grant	1	17	17.0	17	0
R. Jones	1	0	0.0	0	0
Tovar	1	0	0.0	0	0
Wheeler	0	*24	-	24	0
Bengals	12	272	22.7	971	2
Opponents	11	49	4.5	30	0

PUNTING	No	Yds	Avg	Net	TB	In20	Lg	8
L. Johnson	90	3954	43.9	36.6	12	24	60	0
Bengals	90	3954	43.9	36.6	12	24	60	0
Opponents	74	3123	42.2	36.2	6	20	72	1

PUNT RETURNS	Ret	FC	Yds	Avg	Lg	TD
Robinson	43	6	305	7.1	36	0
Pickens	4	2	16	4.0	9	0
Simmons	1	0	0	0.0	0	0
Bengals	48	8	321	6.7	36	0
Opponents	47	13	416	8.9	39	0

KICKOFF RETURNS	No	Yds	Avg	Lg	TD
Robinson	30	567	18.9	42	0
Ball	23	501	21.8	45	0
Benjamin	4	78	19.5	24	0
Miles	4	65	16.3	24	0
Shaw	1	fair catch	-	-	-
Bengals	61	1211	19.9	45	0
Opponents	38	831	21.9	66	0

FIELD GOALS	1-19	20-29	30-39	40-49	50+
Pellrey	0-0	8-8	6-10	6-10	2-3
Bengals	0-0	8-8	6-10	6-10	2-3
Opponents	0-0	3-5	11-13	5-8	1-2

FIELD GOAL ATTEMPTS BY GAME:
Pellrey: (-) (35G, 23G, 35N) (44N) (34N, 38N, 32G) (23G, 24G, 42G, 47G, 34G) (49G) (53G, 50G) (32G) (46G) (28G) (45G, 33N, 34G, 44G) (48G, 39G) (-) (43G, 44N, 28G, 52N, 25G) (-) (22G, 31G).

(continued)

USUAL STARTERS

OFFENSE		DEFENSE	
WR	Jeff Query	LE	John Copeland
LT	Tom Scott	NT	Tim Krumie
LG	Ken Moyer	RE	George Hinkle
C	Bruce Kozerski	LOLB	James Francis
RG	Tom Rayam	LILB	Eric Shaw
RT	Joe Waller		Steve Tovar
TE	Tony McGee	RILB	Ricardo McDonald
WR	Carl Pickens	ROLB	Alfred Williams
QB	David Klingler	LCB	Mike Brim
HB	Harold Green	RCB	Rod Jones
FB	Derrick Fenner	SS	Lance Gunn
		FS	Darryl Williams

FIELD GOAL ATTEMPTS BY GAME-cont'd:
Opponents: (28G, 34G) (53G, 31G, 39N, 42G) (33G, 34G) (32G, 35G, 23G, 35G) (37G) (-) (-) (23G) (36G) (42G) (41N, 44N, 31N, 48N, 34G) (-) (27N) (29N, 32G) (49G) (54N, 43G, 49G).

DEFENSE					Sks-			
Player	Tkl	Asst	Tot	Yds	PD	FF	FR	Yds
D. Williams	95	28	123	2-25	12	1	1	-0
McDonald	87	15	102	1-5	2	1	0	-0
Tovar	72	13	85	0-0	5	0	1	-0
Krumrie	58	20	78	3-23	2	1	0	-0
R. Jones	46	7	53	0-0	10	1	1	-0
Brim	41	8	49	0-0	8	1	1	-0
Shaw	38	11	49	0-0	1	0	1	-0
Copeland	43	5	48	3-18	0	2	0	-0
Francis	35	6	41	2-16	7	0	1	-0
Vinson	27	5	32	0-0	2	1	3	-0
Wheeler	22	7	29	0-0	1	0	0	-0
A. Williams	22	7	29	4-28	3	1	0	-0
Gunn	25	3	28	0-0	5	0	1	-0
Gordon	23	3	26	0-0	2	0	0	-0
Stubbs	20	4	24	5-31	0	0	1	-0
Frier	17	4	21	1-0	1	0	0	-0
Hinkle	10	6	16	1-8	1	0	0	-0
Grant	11	0	11	0-0	1	0	0	-0
Simmons	9	0	9	0-0	5	0	0	-0
Parten	5	3	8	0-0	2	0	0	-0
White	5	3	8	0-0	2	0	1	-0
Nix	5	0	5	0-0	1	0	0	-0
Kors	0	2	2	0-0	0	0	0	-0
Carpenter	1	0	1	0-0	0	0	0	-0
McGill	1	0	1	0-0	0	0	0	-0

SPECIAL TEAMS	Player	Tkl	Asst	Tot	FF	FR-Yds	BP	BFG	BXP
Tovar	11	1	12	0	0	0	0	0	0
Kirk	5	4	9	0	0	0	0	0	0
Ball	7	1	8	0	0	0	0	0	0
Wheeler	6	1	7	1	0	0	0	0	0
Kors	5	1	6	0	0	0	0	0	0
Vinson	5	1	6	1	0	0	1	0	0
McDonald	5	0	5	0	0	0	0	0	0
Stegall	4	1	5	0	0	0	0	0	0
Smith	4	0	4	0	0	0	0	0	0
Carpenter	3	1	4	0	0	0	0	0	0
Gordon	3	1	4	0	0	0	0	0	0
Francis	3	0	3	0	0	0	0	0	0
Simmons	3	0	3	0	0	0	0	0	0
Miles	2	1	3	0	0	0	0	0	0
Shaw	2	1	3	0	0	0	0	0	0
Grant	2	0	2	0	0	0	0	0	0
L. Johnson	2	0	2	1	0	0	0	0	0
McGee	2	0	2	0	0	0	0	0	0
McGill	2	0	2	0	0	0	0	0	0
White	2	0	2	0	0	0	0	0	0
D. Williams	0	2	2	0	0	0	0	0	0
Carroll	1	0	1	0	0	0	0	0	0
Pickens	1	0	1	0	0	0	0	0	0
Rembert	1	0	1	0	0	0	0	0	0
R. Jones	0	1	1	0	0	0	0	0	0
Thompson	0	1	1	0	0	0	0	0	0

MISCELLANEOUS DEFENSE	Player	Tkl	Asst	Tot	FF	FR-Yds
Kozerski	1	0	1	0	0	0-0
Robinson	1	0	1	0	0	0-0
Stegall	1	0	1	0	0	0-0
Thomason	1	0	1	0	0	0-0

TEAM HISTORY

PASSING	Att	Cmp	Yds	Cmp %	Yds/Att	TD	TD %	INT	Int %	Lg	Sack-Lost	Rat
Klingler	343	190	1935	55.4	5.64	6	1.7	9	2.6	51	40-202	86.6
Schroeder	159	78	832	49.1	5.23	5	3.1	2	1.3	37	13-87	70.0
Wilhelm	6	4	63	66.7	10.50	0	0.0	0	0.0	27	0-0	101.4
L. Johnson	1	0	0	0.0	0.00	0	0.0	0	0.0	0	0-0	39.6
Pickens	1	0	0	0.0	0.00	0	0.0	0	0.0	0	0-0	39.6
Bengals	510	272	2830	53.3	5.55	11	2.2	11	2.2	51	53-289	67.9
Opponents	457	251	2952	54.9	6.46	20	4.4	12	2.6	711	22-154	78.4

1994 FINAL STATISTICS (3-18-0)

Date	W/L	Score	Opponent	Att.	RUSHING	No	Yds	Avg	Lg	TD
Sept. 4	L	20-28	Cleveland	52,778	Fenner	141	458	3.3	21	1
Sept. 11	L	10-27	at San Diego	53,217	Broussard	94	403	4.3	37	2
Sept. 18	L	28-31	New England	46,640	Green	76	223	2.9	22	1
Sept. 25	L	13-20	at Houston	44,253	Blake	37	204	5.5	16	1
Oct. 2	L	7-23	Miami	55,056	Scott	10	106	10.6	23	0
Oct. 16	L	10-14	at Pittsburgh	55,353	Coltrane	26	85	3.3	13	0
Oct. 23	L	13-37	at Cleveland	77,988	Klingler	17	85	5.0	15	0
Oct. 30	L	20-23	Dallas	67,096	Ball	2	0	0.0	1	0
Nov. 6	W	20-17*	at Seattle	46,630	To, McGehee	1	-18	-18.0	-18	0
Nov. 13	W	34-31	Houston	54,908	Bengals	404	1556	3.9	37	5
Nov. 20	L	13-17	Indianapolis	55,566	Opponents	517	1906	3.7	40	16
Nov. 27	L	13-15	at Denver	69,714	RECEIVING	No	Yds	Avg	Lg	TD
Dec. 4	L	15-38	Pittsburgh	53,401	Pickens	71	1127	15.9	70	11
Dec. 11	L	20-27	at N.Y. Giants	67,530	Scott	46	866	18.8	76	5
Dec. 18	W	7-28	at Arizona	50,110	To, McGehee	40	492	12.3	54	1
Dec. 24	W	33-30	Philadelphia	39,923	Fenner	36	276	7.7	29	1

*Overtime

TEAM STATISTICS	Bengals	Opponents
TOTAL FIRST DOWNS	267	310
Rushing	84	126
Passing	158	188
Penalty	25	16
3rd Down: Made-Att.	66-213	92-231
3rd Down Pct.	31.0	39.8
4th Down: Made-Att.	12-22	4-8
4th Down Pct.	54.5	50.0
POSSESSION AVG.	27:11	32:49
TOTAL NET YARDS	4792	5154
Avg. Per Game	299.5	322.1
Total Plays	990	1053
Avg. Per Play	4.8	4.9
NET YARDS RUSHING	1556	1906
Avg. Per Game	97.3	119.1
Total Rushes	404	517
NET YARDS PASSING	3236	3248
Avg. Per Game	202.3	203.0
Sacked-Yards Lost	44-305	31-210
Gross Yards	3541	3458
Att.-Completions	542-289	505-294
Completion Pct.	53.3	58.2
Had Intercepted	19	10
POINTS-AVERAGE	80-43.3	87-40.6
Net Punting Avg.	35.3	34.4
PENALTIES-YARDS	90-618	99-861
FUMBLES-BALL LOST	31-22	26-8
TOUCHDOWNS	27	45
Rushing	5	16
Passing	21	22
Returns	1	7

Score by Periods	1	2	3	4	OT	Tot
Bengals	58	66	53	96	3	276
Opponents	85	149	79	93	0	406

SCORING	TD-Ru-Pa-Ri	K-PAT	FG	S	TP		
Pettrey	0	0	0	24-25	28-33	0 108	
Pickens	11	0	11	0	0	66	
Scott	5	0	5	0	0	30	
Broussard	2	2	0	0	0	14	
Fenner	2	1	1	0	0	12	
Green	2	1	1	0	0	12	
Blake	1	1	0	0	0	8	
Coltrane	1	0	1	0	0	6	
To, McGehee	1	0	1	0	0	6	
To, McGehee	1	0	1	0	0	6	
Sawyer	1	0	0	1	0	6	
A. Williams	0	0	0	1	2	2	
Bengals	27	5	21	1	24-25	28-33	1 276
Opponents	45	16	22	7	41-41	31-35	0 406

*Includes a two-point conversion

Two-point conversions: Blake, Broussard.
Bengals 2-2; Opponents 1-4.

PASSING	Att	Cmp	Yds	Cmp %	Yds/Att	TD	TD %	INT	Int %	Lg	Sack-Lost	Rat
Blake	306	156	2154	51.0	7.04	14	4.6	9	2.9	76	19-120	76.9
Klingler	231	131	1327	56.7	5.74	6	2.6	9	3.9	56	24-165	65.7
Hollas	2	0	0	0.0	0.00	0	0.0	1	50.0	0	1-20	0.0
Broussard	1	0	0	0.0	0.00	0	0.0	0	0.0	0	0-0	39.6
L. Johnson	1	1	7	100.0	7.00	1	100.0	0	0.0	71	0-0	135.4
Scott	1	1	53	100.0	53.00	0	0.0	0	0.0	53	0-0	118.6
Bengals	542	289	3541	53.3	6.53	21	3.9	19	3.5	76	44-305	72.0
Opponents	505	294	3458	58.2	6.85	22	4.4	10	2.0	81	31-210	85.4

USUAL STARTERS

OFFENSE	DEFENSE
WR Carl Pickens	LE John Copeland
LT Kevin Sargent	LDT Keith Rucker
LG Dave Cadigan	RODT Dan Wilkerson
C Darrick Briz	RE Alfred Williams
RT Ken Moyer	LLB James Francis
RG Bruce Kozerski	MLB Steve Tovar
TE Tony McGehee	RLB Ricardo McDonald
WR Darnay Scott	LCB Mike Brim
QB Jeff Blake	RCB Rod Jones
HB Harold Green	SS Louis Oliver
FB Derrick Fenner	FS Darryll Williams

FIELD GOAL ATTEMPTS BY GAME-cont'd:

Opponents: (19G, 22G) (37G, 20G) (43G, 24G, 28G, 35G) (45G, 24G) (28G, 27G, 32G) (-) (45G, 27G, 35G) (38N, 37G, 43G, 38G) (23G) (34G) (35G) (34G, 33G, 45N, 37G, 44N) (41G) (52G, 33G) (51N) (36G, 23G, 35G).

DEFENSE					Sks-	Yds	PD	FF	FR-
Player	Tkl	Asst	Tot		Yds	PD	FF		Yds
Tovar	95	27	122		3-23	3	3		2-0
D. Williams	87	15	102		1-7	8	2		2-0
Francis	88	13	101		4-5-35	6	3		0-0
Rod Jones	67	8	75		0-0	8	0		0-0
Oliver	53	10	63		1-1	10	1		0-0
Rucker	52	6	58		2-12	2	1		0-0
Brim	44	4	48		0-0	15	0		1-1
A. Williams	40	8	48		9.5-62	1	1		1-0
Krumrie	38	9	47		1-8	1	0		0-0
McDonald	30	15	45		1-3	0	1		0-0
Wilkinson	37	7	44		5.5-37	1	0		0-0
Copeland	36	5	41		1-6	1	1		0-0
Vinson	29	5	34		0-0	0	1		0-0
Sawyer	26	5	31		0-0	13	0		1-0
Parten	16	4	20		0-0	2	0		0-0
Stephens	9	4	13		0-0	1	0		0-0
Rog. Jones	5	2	7		1.5-16	0	0		0-0
Braxton	3	2	5		0-0	0	0		0-0
Wallerstedt	3	2	5		0-0	0	0		0-0
J. Johnson	3	1	4		0-0	0	0		0-0
Smith	2	0	2		0-0	0	0		0-0
von Oelhoffen	2	0	2		0-0	0	0		0-0
Shaw	1	1	2		0-0	0	0		0-0
Walker	1	1	2		0-0	1	0		0-0
Stallings	1	0	1		0-0	0	0		0-0

SPECIAL TEAMS	Player	Tkl	Asst	Tot	FF	FR	BP	BFG	BXP
Coltrane	10	2	12	0	0-0	0	0	0	0
Hardy	10	2	12	0	1-0	1	0	0	0
Ball	9	3	12	0	0-0	0	0	0	0
Rog. Jones	11	0	11	1	0-0	0	0	0	0
Stephens	8	1	9	0	0-0	0	0	0	0
Wallerstedt	8	0	8	0	0-0	0	0	0	0
Truitt	4	2	6	0	0-0	0	0	0	0
Braxton	5	0	5	0	0-0	0	0	0	0
Tovar	5	0	5	0	0-0	0	0	0	0
Jefferson	4	1	5	0	0-0	0	0	0	0
Sawyer	4	0	4	0	0-0	0	0	0	0
Vinson	4	0	4	0	0-0	0	0	0	0
J. Johnson	3	0	3	0	0-0	0	0	0	0
D. Williams	3	0	3	0	0-0	0	0	0	0
McDonald	1	2	3	0	0-0	0	0	0	0
L. Johnson	2	0	2	0	0-0	0	0	0	0
Duckett	1	0	1	0	0-0	0	0	0	0
Parten	1	0	1	0	0-0	0	0	0	0
Sadowski	1	0	1	0	0-0	0	0	0	0
Walker	1	0	1	0	0-0	0	0	0	0
Frisk	0	1	1	0	0-0	0	0	0	0

MISCELLANEOUS DEFENSE

Player	Tkl	Asst	Tot	FF	FR-Yds
Briz	3	0	3	0	0-0
To, McGehee	3	0	3	0	0-0
Ball	1	0	1	0	0-0
Broussard	1	0	1	0	0-0
Dennis	1	0	1	0	0-0
Fenner	1	0	1	0	0-0
To, McGehee	1	0	1	0	0-0
Pickens	1	0	1	0	0-0
Sargent	1	0	1	0	0-0
Scott	1	0	1	0	0-0

(continued)

FIELD GOALS 1-19 20-29 30-39 40-49 50+

Pettrey 1-1 8-8 8-10 9-10 2-4

Bengals 1-1 8-8 8-10 9-10 2-4

Opponents 1-1 10-10 14-15 5-7 1-2

FIELD GOAL ATTEMPTS BY GAME:

Pettrey: (38G, 49G) (19G) (-) (21G, 49G) (47N)

(47G) (36G, 49G, 50N) (22G, 33G) (36G, 44G,

36G, 47G, 28G, 26G) (50G, 40G) (39G, 46G, 34N)

(43G, 32G, 51N) (-) (33N, 38G, 23G) (-) (28G,

36G, 22G, 54G).

1995 FINAL STATISTICS (7-9-0)

Date	W/L	Score	Opponent	Alt.	RUSHING	No	Yds	Avg	Lg	TD
Sept. 3	W	24-21	at Indianapolis	42,445	Green	171	661	3.9	23	2
Sept. 10	W	24-17	Jacksonville	48,318	Bieniemy	98	381	3.9	27	3
Sept. 17	L	21-24	at Seattle	39,492	Blake	53	309	5.8	30	0
Sept. 24	L	28-38	Houston	46,332	Cotthran	16	62	3.9	15	0
Oct. 1	L	23-26	Miami	52,671	Joseph	16	40	2.5	8	0
Oct. 8	L	16-19	at Tampa Bay	41,732	Scott	5	11	2.2	9	0
Oct. 19	W	27-9	at Pittsburgh	56,684	Pickens	1	6	6.0	6	0
Oct. 29	L	26-29	Cleveland	58,639	Burns	1	1	1.0	1	0
Nov. 5	L	17-20	Oakland	51,265	Hill	1	-3	-3.0	-3	0
Nov. 12	W	32-25	at Houston	32,998	Dunn	1	-13	-13.0	-13	0
Nov. 19	L	31-49	Pittsburgh	54,636	Johnson	1	-16	-16.0	-16	0
Nov. 26	W	17-13	at Jacksonville	68,249	Bengals	364	1439	4.0	30	7
Dec. 3	L	10-24	at Green Bay	60,318	Opponents	483	2104	4.4	38	10
Dec. 10	W	16-10	Chicago	38,642	RECEIVING	No	Yds	Avg	Lg	TD
Dec. 17	L	10-26	at Cleveland	55,875	Pickens	99	1234	12.5	68	17
Dec. 24	W	27-24	Minnesota	34,568	To, McGee	55	754	13.7	41	4

*Overtime

TEAM STATISTICS

TOTAL FIRST DOWNS

Rushing 288

Passing 76

Penalty 184

3rd Down: Made-Att. 72-205

3rd Down Pct. 35.1

4th Down: Made-Att. 10-19

4th Down Pct. 52.6

POSSESSION AVG. 26:57

TOTAL NET YARDS 5192

Avg. Per Game 324.5

Total Plays 975

Avg. Per Play 5.3

NET YARDS RUSHING 1439

Avg. Per Game 89.9

Total Rushes 364

NET YARDS PASSING 3753

Avg. Per Game 234.6

Sacked-Yards Lost 25-162

Gross Yards 3915

Alt.-Completions 586-334

Completion Pct. 57.0

Had Intercepted 18

PUNTS-AVERAGE 70-41.6

Net Punting Avg. 38.3

PENALTIES-YARDS 103-635

FUMBLES-BALL LOST 23-14

TOUCHDOWNS 37

Rushing 7

Passing 29

Returns 1

Score by Periods 1 2 3 4 OT

Bengals 52 99 93 102 3

Opponents 70 131 56 114 3

SCORING TD-Ru-Pa-RI K-PAT FG S TP

Pickens 17 0 0 0 34-34 29-36 0 121

Scott 5 0 0 0 0 0 0 102

To, McGee 4 0 0 0 0 0 0 24

Bieniemy 3 3 0 0 0 0 0 18

Green 3 2 1 0 0 0 0 18

Blake 2 2 0 0 0 0 0 14

Dunn 1 0 0 0 0 0 0 6

Rog. Jones 1 0 0 0 0 0 0 6

Tuten 1 0 0 0 0 0 0 6

Williams 0 0 0 0 0 0 0 2

TEAM 0 0 0 0 0 0 0 2

Bengals 37 7 29 1 34-34 29-36 2 349

Opponents 37 10 25 2 34-34 38-49 0 374

*Includes a two-point conversion

Two-point conversions: Blake, Bengals 1-3;

Opponents 2-3.

PASSING Alt Cmp Yds Cmp % Yds/Alt TD TD % INT Int % Lg Sack-Lost Rat

Blake 567 326 3822 57.5 6.74 28 4.9 17 3.0 881 24-152 82.1

Kirgler 15 7 88 46.7 5.87 1 6.7 1 6.7 33 1-10 59.9

Bieniemy 2 0 0 0.00 0.00 0 0.0 0 0.0 0 0-0 39.6

Johnson 1 1 5 100.0 5.00 0 0.0 0 0.0 5 0-0 87.5

Dunn 1 0 0 0.00 0.00 0 0.0 0 0.0 0 0-0 39.6

Bengals 586 334 3915 57.0 6.68 29 4.9 18 3.1 881 25-162 81.1

Opponents 602 364 4512 60.5 7.50 25 4.2 12 2.0 711 42-267 89.2

(continued)

FIELD GOAL ATTEMPTS BY GAME:

Pickens: (25G, 44G, 32G, 38G, 47G) (42G, 48N)

(38N, 49N) 1 (28G, 45N) (34G, 45G, 44G) (31G)

27G) (37G, 63N, 41G) (45G, 28G, 48G) (33G, 49G,

27G) (27G) (31G) (28G) (28G, 37G, 39G, 42N)

(30G, 22N) (44G, 51G).

(continued)

FIELD GOAL ATTEMPTS BY GAME:

Pickens: (25G, 44G, 32G, 38G, 47G) (42G, 48N)

(38N, 49N) 1 (28G, 45N) (34G, 45G, 44G) (31G)

27G) (37G, 63N, 41G) (45G, 28G, 48G) (33G, 49G,

27G) (27G) (31G) (28G) (28G, 37G, 39G, 42N)

(30G, 22N) (44G, 51G).

USUAL STATISTICS

OFFENSE	DEFENSE
WR Carl Pickens	LE John Copeland
LT Kevin Sargent	LDT Dan Wilkinson
LG Scott Brumfield	RDT Keith Rucker
C Derrick Briz	RE Artie Smith
RG Bruce Kozerski	LLB James Francis
Todd Kalis	MLB Steve Tovar
RT Joe Walter	RLB Ricardo McDonald
TE Tony McGee	RCB Roger Jones
WR Darnay Scott	RCB Corey Sawyer
QB Jeff Blake	Rod Jones
HB Harold Green	SS Bracey Walker
FB Jeff Cotthran	FS Darryl Williams

FIELD GOAL ATTEMPTS BY GAME:

Opponents: (27G, 40G, 42N) (29G) (53N, 38G)

(41G) (21G, 46G, 36G, 35G) (25G, 47N, 27G, 45N,

33G, 53G) (39N, 36N, 25G, 28G, 38G) (44G, 25G,

36G, 38G, 28G) (37G, 50N, 46G) (40G, 34G, 34G,

27G) (50G, 26G) (41N, 47B, 36G, 39G) (41G)

(27G) (37G, 42G, 19G, 35G) (20G, 38N, 25N).

DEFENSE

Player Tkl Ast Tot Sks-Yds PD FF FR-Yds

Tovar 77 22 99 1-1 5 2 0-0

Williams 78 20 98 1-9 10 0 3-0

Rog. Jones 75 11 86 2-8 11 2 0-0

Walker 60 25 85 0-0 13 1 2-9

Francis 55 10 65 3-27 6 1 0-0

McDonald 47 17 64 5-17 1 1 1-0

A. Collins 50 12 62 4-30 6 0 0-0

Copeland 53 8 61 9-61 4 2 0-0

Sawyer 49 4 53 2-22 17 2 0-0

Smith 38 6 44 2-4 0 2 0-0

Rucker 32 10 42 2-8 0 1 0-0

Wilkinson 30 10 40 8-48 1 1 0-0

Rod Jones 38 1 39 0-0 9 0 1-0

Wheeler 21 7 28 0-0 5 0 0-0

Wallerstadt 20 2 22 0-0 1 0 0-0

Shelling 14 2 16 0-0 1 0 0-0

Stallings 14 2 16 1-18 0 1 1-0

Shelling 15 0 15 0-0 1 0 0-0

von Delhoffen 7 1 8 0-0 1 0 0-0

Oglesby 3 1 4 1-3 0 0 0-0

Hardy 3 0 3 0-0 0 0 0-0

Kelly 3 0 3 1-11 0 1 1-0

Parson 1 2 3 0-0 0 0 0-0

Binn 2 0 2 0-0 0 0 0-0

Jefferson 1 0 1 0-0 0 0 0-0

SPECIAL TEAMS

Player Tkl Ast Tot FF FR-Yds BP BFG EXP

Williams 10 4 14 0 0-0 1 0 0

Hardy 9 1 10 0 0-0 1 0 0

Joseph 8 1 9 0 1-0 0 0 0

Rog. Jones 8 0 8 0 0-0 0 0 0

A. Collins 7 1 8 0 0-0 0 0 0

Jefferson 4 4 8 0 1-6 0 0 0

Dunn 6 1 7 0 0-0 0 0 0

Shelling 6 1 7 1 0-0 0 0 0

Wheeler 6 1 7 1 0-0 0 0 0

Bieniemy 5 1 6 0 1-0 0 0 0

Shade 4 1 5 0 0-0 0 0 0

Wallerstadt 4 0 4 0 0-0 0 0 0

Hill 3 0 3 0 0-0 0 0 0

Pettrey 2 0 2 0 0-0 0 0 0

Truitt 1 1 2 0 0-0 0 0 0

Nesi 1 0 1 0 0-0 0 0 0

Walker 1 0 1 0 0-0 0 0 0

Cotthran 0 1 1 0 0-0 0 0 0

Copeland 0 0 0 0 0-0 0 1 0

MISCELLANEOUS DEFENSE

Player Tkl Ast Tot FF FR-Yds

Pickens 4 0 4 0 0-0

Scott 2 0 2 0 0-0

Blake 1 0 1 0 0-0

Dunn 1 0 1 0 0-0

Green 1 0 1 0 0-0

Hill 1 0 1 0 0-0

Joseph 1 0 1 0 0-0

Tuten 1 0 1 0 0-0

Walter 1 0 1 0 0-0

TEAM HISTORY

1996 FINAL STATISTICS (8-8-0)

Date	W/L	Score	Opponent	Att.
Sept. 1	L	16-26	at St. Louis	62,659
Sept. 8	L	14-27	at San Diego	55,880
Sept. 15	W	30-15	New Orleans	45,412
Sept. 29	L	10-14	Denver	51,798
Oct. 6	L	27-30*	Houston	44,580
Oct. 13	L	10-20	at Pittsburgh	58,875
Oct. 20	L	21-28	at San Francisco	63,218
Oct. 27	W	28-21	San Jose	45,890
Nov. 3	W	24-21	at Baltimore	60,743
Nov. 10	W	34-24	Pittsburgh	57,265
Nov. 17	L	17-31	at Buffalo	75,549
Nov. 24	W	41-31	Atlanta	44,868
Dec. 1	L	27-30	at Jacksonville	57,408
Dec. 8	W	21-14	Baltimore	43,022
Dec. 15	W	21-13	at Houston	15,131
Dec. 22	W	31-24	Indianapolis	49,389

*Overtime

TEAM STATISTICS	Bengals	Opponents
TOTAL FIRST DOWNS	332	317
Rushing	114	109
Passing	190	196
Penalty	28	12
3rd Down: Made-Att.	102-236	94-214
3rd Down Pct.	43.2	43.9
4th Down: Made-Att.	5-12	8-13
4th Down Pct.	41.7	61.5
POSSESSION AVG.	31.33	28.27
TOTAL NET YARDS	5225	5469
Avg. Per Game	326.6	341.8
Total Plays	1088	1047
Avg. Per Play	4.8	5.2
NET YARDS RUSHING	1793	1643
Avg. Per Game	112.1	102.7
Total Rushes	478	444
NET YARDS PASSING	3432	3826
Avg. Per Game	214.5	239.1
Sacked-Yards Lost	47-294	32-202
Gross Yards	3726	4028
Att.-Completions	563-316	571-319
Completion Pct.	56.1	55.9
Had Intercepted	16	34
PUNTS-AVERAGE	82-44.3	61-44.4
Net Punting Avg.	34.0	38.5
PENALTIES-YARDS	90-768	102-768
FUMBLES-BALL LOST	19-9	16-10
TOUCHDOWNS	43	42
Rushing	14	15
Passing	25	22
Returns	4	5

Score by Periods	1	2	3	4	OT	Total
Bengals	57	111	65	139	0	372
Opponents	67	105	86	108	3	369

Scoring	TD	R	Pa	Ri	K-PAT	FG	S	TP
Pickens	12	0	12	0	—	—	—	74
Carter	9	8	1	0	—	—	—	54
Scott	5	0	5	0	—	—	—	30
McGee	4	0	4	0	—	—	—	24
Bieniemy	2	2	0	0	—	—	—	12
Blake	2	2	0	0	—	—	—	12
Dunn	2	0	1	1	—	—	—	12
Hearst	1	0	1	0	—	—	—	8
Ambrose	1	0	0	1	—	—	—	6
Coltrhan	1	1	0	0	—	—	—	6
Francis	1	0	0	1	—	—	—	6
Hudson	1	0	1	0	—	—	—	6
Milne	1	1	0	0	—	—	—	6
Spencer	1	0	0	1	—	—	—	6
Bengals	43	14	25	4	41-41	23-28	0	372
Opponents	42	15	22	5	40-40	25-30	0	369

*Includes a two-point conversion

Two-point conversions: Hearst, Pickens, Bengals 2-2; Opponents 1-2.

RUSHING	No	Yds	Avg	Lg	TD
Hearst	225	847	3.8	24	0
Blake	72	317	4.4	18	2
Bieniemy	56	269	4.8	33	2
Carter	91	264	2.9	31	8
Coltrhan	15	44	2.9	9	1
Wilhelm	6	24	4.0	18	0
Milne	8	22	2.8	5	1
Scott	3	4	1.3	8	0
Pickens	2	2	1.0	2	0
Bengals	478	1793	3.8	33	14
Opponents	444	1643	3.7	45	15

RECEIVING	No	Yds	Avg	Lg	TD
Pickens	100	1180	11.8	61	12
Scott	58	833	14.4	50	5
McGee	38	446	11.7	22	4
Dunn	32	509	15.9	40	1
Bieniemy	32	272	8.5	42	0
Carter	22	169	7.7	20	1
Hearst	12	131	10.9	40	1
Battaglia	6	79	9.9	17	0
Coltrhan	7	49	7.0	14	0
Milne	3	29	9.7	15	0
Sadowski	3	15	5.0	8	0
Hudson	1	14	14.0	14	1
Bengals	316	3726	11.8	61	25
Opponents	319	4028	12.6	57	22

INTERCEPTIONS	No	Yds	Avg	Lg	TD
Ambrose	8	63	7.9	31	1
Spencer	5	48	9.6	34	0
Tovar	4	42	10.5	24	0
Francis	3	61	20.3	42	1
Walker	2	35	17.5	35	0
Myers	2	10	5.0	10	0
Rode, Jones	2	2	1.0	2	0
Orlando	2	0	0.0	0	0
Sawyer	2	0	0.0	0	0
Rog, Jones	1	30	30.0	30	0
Dixon	1	10	10.0	10	0
Wilkinson	1	7	7.0	7	0
Langford	1	0	0.0	0	0
Bengals	34	308	9.1	42	2
Opponents	16	172	10.8	61	1

PUNTING	No	Yds	Avg	Net	Yds	Net	TD	In 20	Lg	B
L. Johnson	80	3630	45.4	34.4	17	16	67	1	61	7
Pettrey	1	4	4.0	4.0	0	0	0	0	4	0
Bengals	82	3634	44.3	34.0	17	16	67	1	61	7
Opponents	61	2706	44.4	38.5	7	20	65	0	0	0

PUNT RETURNS	Ret	FC	Yds	Avg	Lg	TD
Sawyer	15	5	117	7.8	62	0
Myers	9	2	51	5.7	12	0
Dunn	7	1	54	7.7	20	0
Hudson	1	0	-7	-7.0	-7	0
Pickens	1	0	2	2.0	2	0
Bengals	33	8	217	6.6	62	0
Opponents	38	6	502	13.2	64	0

KICKOFF RETURNS	No	Yds	Avg	Lg	TD
Dunn	35	782	22.3	90	1
Sawyer	12	241	20.1	33	0
Hudson	10	237	23.7	31	0
Hill	9	173	19.2	29	0
Sadowski	2	7	3.5	7	0
Battaglia	1	8	8.0	8	0
Coltrhan	1	11	11.0	11	0
Bengals	70	1459	20.8	90	1
Opponents	69	1642	23.8	95	1

FIELD GOALS	1-19	20-29	30-39	40-49	50+
Pettrey	1-1	7-7	10-11	5-9	0-0
Bengals	1-1	7-7	10-11	5-9	0-0
Opponents	0-0	9-9	6-7	9-12	1-2

Sawyer	15	5	117	7.8	62	0
Myers	9	2	51	5.7	12	0
Dunn	7	1	54	7.7	20	0
Hudson	1	0	-7	-7.0	-7	0
Pickens	1	0	2	2.0	2	0
Bengals	33	8	217	6.6	62	0

USUAL STARTERS	OFFENSE	DEFENSE
WR	Carl Pickens	LE John Copeland
LT	Willie Anderson	LDT Dan Wilkinson
	Melvin Tuten	ROT Tim Johnson
LG	Rich Braham	RE Artie Smith
C	Darrick Brizl	LLB James Francis
RG	Ken Blackman	MLB Steve Tovar
	Scott Brumfield	MLB Ricardo McDonald
RT	Joe Walter	LCB Ashley Ambrose
TE	Tony McGee	RCB Jimmy Spencer
QB	Darway Scott	SS Bracey Walker
WR	Jeff Blake	FS Bo Orlando
HB	Garrison Hearst	
FB	Jeff Coltrhan	

FIELD GOAL ATTEMPTS BY GAME-cont'd:
Opponents: (44N, 42G, 20G, 29G, 20G) (47G, 23G) (51G, 37G, 25G) (-) (40G, 32G, 49G) (33G, 22G) (-) (-) (-) (46G, 42N) (22G) (33G, 54N) (25G, 46G, 40G, 39G, 20G) (45N) (46G, 34N, 42G) (32G)

DEFENSE	Player	Tkl	Asst	Tot	Sks-Yds	PD	FF	FR-Yds
Tovar	74	30	104	3-15	11	0	0	0-0
Orlando	72	12	84	1-6	7	1	0	0-0
Francis	62	8	70	3-23	6	1	3	0-0
Walker	57	13	70	0-0	4	1	0	0-0
Spencer	55	8	63	0-0	22	0	1	0-0
McDonald	46	15	61	5-32	1	1	0	0-0
Ambrose	44	6	50	0-0	24	1	0	0-0
Wilkinson	37	7	44	6.5-51.5	3	0	1	0-0
T. Johnson	38	3	41	2.5-22	2	0	0	0-0
Copeland	35	6	41	3-18.5	6	1	0	0-0
Sawyer	32	6	38	1.5-11.5	10	1	0	0-0
Smith	19	7	26	1-8	1	0	1	0-0
Langford	20	4	24	2-6	1	0	1	0-0
Tumulty	16	8	24	0-0	1	0	0	0-0
Dixon	15	6	21	0-0	1	0	0	0-0
Myers	17	1	18	0-0	3	0	0	0-0
Stallings	13	2	15	2-6	0	2	0	0-0
von Oelhoffen	11	4	15	1-2.5	0	0	0	0-0
Rode, Jones	13	1	14	0-0	4	0	0	0-0
Rog, Jones	7	1	8	0-0	1	0	0	0-0
Shade	6	2	8	0-0	0	0	0	0-0
Collins	6	1	7	0-0	0	0	0	0-0
Morabito	5	1	6	0.5-0	0	0	0	0-0
Davidson	1	0	1	0-0	0	0	1	0-0
Wheeler	1	0	1	0-0	0	0	0	0-0

SPECIAL TEAMS	Player	Tkl	Asst	Tot	FF	FR-Yds	BP	BFG	BXP
Dunn	9	0	0	0	0-0	0	0	0	0
Tumulty	8	1	9	0	0-0	0	0	0	0
Wheeler	8	1	9	0	0-0	0	0	0	0
Collins	8	0	8	0	0-0	0	0	0	0
Bieniemy	7	1	8	0	0-0	0	0	0	0
Myers	6	2	8	0	0-0	0	0	0	0
Rode, Jones	6	1	7	0	0-0	0	0	0	0
Dixon	5	1	6	0	0-0	0	0	0	0
Shade	5	1	6	0	0-0	0	0	0	0
Ambrose	5	0	5	0	0-0	0	0	0	0
Orlando	5	0	5	0	0-0	0	0	0	0
Battaglia	4	0	4	0	1-0	0	0	0	0
Trullit	4	0	4	0	0-0	0	0	0	0
Rog, Jones	2	2	4	0	0-0	0	0	0	0
Hudson	3	0	3	0	0-0	0	0	0	0
L. Johnson	3	0	3	0	0-0	0	0	0	0
Walker	3	0	3	0	0-0	0	0	0	0
Hill	2	0	2	0	1-0	0	0	0	0
Neal	2	0	2	0	0-0	0	0	0	0
Coltrhan	1	0	1	0	0-0	0	0	0	0
Langford	1	0	1	0	0-0	0	0	0	0
Pettrey	1	0	1	0	0-0	0	0	0	0
Sawyer	1	0	1	0	0-0	0	0	0	0

MISCELLANEOUS DEFENSE						
Player	Tkl	Asst	Tot	FF	FR-Yds	
Pickens	2	0	2	0	0	0-0
Scott	2	0	2	0	0	0-0
Anderson	1	0	1	0	0	0-0

1997 FINAL STATISTICS (7-9-0)

USUAL STARTERS

OFFENSE		DEFENSE	
WR	Carl Pickens	LE	John Copeland
LT	Kevin Sargent	NT	Kimo von Oelhoffen
	Rod Jones	RE	Dan Wilkinson
LG	Rich Graham	LOLB	James Francis
C	Darick Briz	LILB	Tom Tumulty
RG	Ken Blackman	RILB	Ricardo McDonald
RT	Willie Anderson	ROLB	Gerald Dixon
TE	Tom McGee	RCB	Ashley Ambrose
QB	Darnay Scott	SSB	Jimmy Spencer
WR	Jell Blake	SC	Sam Shade
HB	Ki-Jana Carter	FS	Greg Myers
	Corey Dillon		
FB	Brian Milne		

DEFENSE	Player	Tkl	Asst	Tot	Sks-Yds	PD	FF	FR-Yds
	Shade	81	15	96	4-25	7	1	1-0
	Myers	67	15	82	0-0	6	0	0-0
	McDonald	50	14	64	1-5	3	0	0-0
	Ambrose	57	2	59	1-10	26	0	2-0
	Francis	46	11	57	3.5-9.5	6	2	1-0
	Tumulty	40	16	56	1-5	2	0	0-0
	Dixon	41	9	50	8.5-55.5	2	1	0-0
	Copeland	35	14	49	3-16	1	0	2-25
	Paul	41	7	48	0-0	6	0	1-0
	von Oelhoffen	32	10	42	0-0	0	0	0-0
	Buckner	32	7	39	0-0	0	2	0-0
	Spencer	36	2	38	0-0	12	0	0-0
	Tovar	30	6	36	0-0	1	0	0-0
	Wilkinson	24	10	34	5-29	2	1	0-0
	Sawyer	28	3	31	0-0	13	0	0-0
	Collins	25	5	30	3-10	0	0	1-0
	Wilson	22	2	24	3-23	1	1	0-0
	Orlando	20	4	24	1-7	4	1	0-0
	Granville	16	4	20	0-0	2	0	0-0
	Mack	14	4	18	0-0	1	0	0-0
	Langford	9	5	14	1-14	1	0	0-0
	Stallings	6	0	6	0-0	0	0	0-0
	Purvis	2	1	3	0-0	0	0	0-0
	Terry	2	1	3	0-0	0	0	0-0
	Curtis	2	0	2	0-0	0	0	0-0
	Lott	1	0	1	0-0	0	0	0-0

SPECIAL TEAMS		Player	TM	Asst	Tot	FF	FR-Yds	BP	BFG	BXP
		Collins	17	2	19	0	0-0	0	0	0
		Shade	15	2	17	1	0-0	0	0	0
		Dixon	15	0	15	0	0-0	0	0	0
		Tovar	7	1	8	0	0-0	0	0	0
		Trull	7	0	7	0	0-0	0	0	0
		Myers	5	1	6	0	0-0	0	0	0
		Sawyer	4	1	5	0	0-0	0	0	0
		Battaglia	4	0	4	0	1-0	0	0	0
		Granville	3	1	4	1	0-0	0	0	0
		Bienemy	3	0	3	0	0-0	0	0	0
		Bush	3	0	3	0	0-0	0	0	0
		Orlando	2	1	3	0	1-0	0	0	0
		Terry	2	1	3	0	0-0	0	0	0
		Tumulty	2	1	3	0	0-0	0	0	0
		McDonald	2	0	2	0	0-0	0	0	0
		Curtis	1	0	1	0	0-0	0	0	0
		Hundon	1	0	1	0	0-0	0	0	0
		Jenkins	1	0	1	0	0-0	0	0	0
		Paul	1	0	1	0	0-0	0	0	0
		Wright	1	0	1	0	0-0	0	0	0
		Milne	0	1	1	0	0-0	0	0	0

MISCELLANEOUS DEFENSE		Player	Tkl	Asst	Tot	FF	FR-Yds
		Dunn	3	0	3	0	0-0
		Scott	2	0	2	0	0-0
		Sargent	1	1	2	0	0-0
		Anderson	1	0	1	0	0-0
		Bienemy	1	0	1	0	0-0
		Blackman	1	0	1	0	0-0
		Carter	1	0	1	0	0-0
		Hundon	1	0	1	0	0-0
		Pickens	1	0	1	0	0-0
		Briz	0	1	1	0	0-0

Date	W/L	Score	Opponent	Att.	RUSHING	No	Yds	Avg	Lg	TD
Aug. 31	W	24-21	Arizona	53,644	Dillon	233	1129	4.8	71	10
Sept. 7	L	10-23	at Baltimore	52,968	Carter	128	464	3.6	79	7
Sept. 21	L	20-38	at Denver	73,871	Blake	45	234	5.2	16	3
Sept. 28	L	14-31	N.Y. Jets	57,209	Bienemy	21	97	4.6	20	1
Oct. 5	L	13-21	at Jacksonville	67,128	Milne	13	32	2.5	5	2
Oct. 12	L	7-30	at Tennessee	17,071	Esiason	8	11	1.4	8	0
Oct. 19	L	10-26	Pittsburgh	60,020	Scott	1	6	6.0	6	0
Oct. 26	L	27-29	at N.Y. Giants	72,584	Johnson	1	0	0.0	0	0
Nov. 2	W	38-31	San Diego	53,754	Graham	1	-1	-1.0	-1	0
Nov. 9	W	28-13	at Indianapolis	58,473	Pickens	1	-6	-6.0	-6	0
Nov. 16	L	3-20	at Pittsburgh	55,226	Bengals	452	1966	4.3	79	23
Nov. 23	W	31-26	Jacksonville	55,158	Opponents	514	2223	4.3	50	15
Nov. 30	L	42-44	at Philadelphia	66,623	RECEIVING	No	Yds	Avg	Lg	TD
Dec. 4	W	41-14	Tennessee	49,086	Scott	54	797	14.8	77	5
Dec. 14	W	31-24	Dallas	60,043	Pickens	52	695	13.4	50	5
Dec. 21	W	16-14	Baltimore	50,917	McGee	34	414	12.2	37	6

TEAM STATISTICS		Bengals	Opponents
TOTAL FIRST DOWNS		310	351
Rushing		104	141
Passing		171	188
Penalty		35	22
3rd Down: Made-Att.		88-214	102-227
3rd Down Pct.		41.1	44.9
4th Down: Made-Att.		10-20	11-16
4th Down Pct.		50.0	68.8
POSSESSION AVG.		27.56	32.04
TOTAL NET YARDS		5282	5682
Avg. Per Game		330.1	355.1
Total Plays		1002	1091
Avg. Per Play		5.3	5.2
NET YARDS RUSHING		1966	2223
Avg. Per Game		122.9	138.9
Total Rushes		452	514
NET YARDS PASSING		3316	3459
Avg. Per Game		207.3	216.2
Sacked-Yards Lost		46-287	35-209
Gross Yards		3683	3668
Att.-Completions		504-302	542-309
Completion Pct.		59.9	57.0
Had Intercepted		9	13
PUNTS-AVERAGE		81-42.9	69-44.7
Net Punting Avg.		35.9	40.3
PENALTIES-YARDS		98-877	107-951
FUMBLES-BALL LOST		25-13	23-10
TOUCHDOWNS		46	48
Rushing		23	15
Passing		21	30
Returns		2	3

Score by Periods	1	2	3	4	OT	Tot
Bengals	77	110	80	88	0	355
Opponents	65	108	90	142	0	405

SCORING	TD-Ru	Pa	H	K-PAT	FG	S	TP				
Hundon						10	169	16.9	28	0	
Dillon							6	182	30.3	58	0
Twyner							4	72	18.0	24	0
Carter							1	9	9.0	9	0
Bengals							74	1708	23.1	1021	1
Opponents							67	1406	21.0	45	0
Pickens	5	0	5	0	-	-	-	-	-	-	-
Scott	5	0	5	0	-	-	-	-	-	-	-
Blake	3	3	0	0	-	-	-	-	-	-	-
Bienemy	2	1	0	1	-	-	-	-	-	-	-
Dunn	2	0	2	0	-	-	-	-	-	-	-
Hundon	2	0	2	0	-	-	-	-	-	-	-
Milne	2	0	2	0	-	-	-	-	-	-	-
Battaglia	1	0	1	0	-	-	-	-	-	-	-
Copeland	1	0	0	1	-	-	-	-	-	-	-
Bengals	46	23	21	2	41-43	12-16	0	355			
Opponents	48	15	30	3	45-45	24-29	0	405			

* Includes a two-point conversion

Two-point conversions: McGee: Bengals 1-3;
Opponents 0-3.

FIELD GOALS	1-19	20-29	30-39	40-49	50+
Pellrey	0-0	4-4	3-3	5-7	0-2
Bengals	0-0	4-4	3-3	5-7	0-2
Opponents	1-1	7-8	8-10	8-10	0-0

FIELD GOAL ATTEMPTS BY GAME:

Pellrey: (38G) (46G, 51N, 43N, 46B) (56N, 38G 43G) (-) (-) (-) (33G) (-) (27G) (-) (25G) (20G) (-) (26G, 40G) (42G) (44G).

Opponents: (-) (37G, 32G, 41G) (25G) (44G) (36N) (27N) (40N, 47G, 45G, 19G) (43G, 32G) (35G, 45G) (31N, 42G, 45G) (34G, 25G) (21G, 35G, 29G, 25G) (33G, 25G, 31G) (-) (23G) (44N).

Two-point conversions: McGee: Bengals 1-3; Opponents 0-3.		PASSING	Att	Cmp	Yds	Cmp %	Yds/Att	TD	TD %	Int	Int %	Lg	Sack-Lost	Rat
		Blake	317	184	2125	58.0	6.70	8	2.5	7	2.2	501	39-244	77.6
		Esiason	186	118	1478	63.4	7.95	13	7.0	2	1.1	771	7-43	106.9
		Carter	1	0	0	0.0	0.00	0	0.0	0	0.0	0	0-0	39.6
		Bengals	504	302	3603	59.9	7.15	21	4.2	9	1.8	771	46-287	88.3
		Opponents	542	309	3668	57.0	6.77	30	5.5	13	2.4	831	35-209	86.2

1998 FINAL STATISTICS (3-13-0)

Date	W/L	Score	Opponent	Alt.
Sept. 6	L	14-23	Tennessee	55,848
Sept. 13	W	34-28*	at Detroit	66,354
Sept. 20	L	6-13	Green Bay	56,346
Sept. 27	L	24-31	at Baltimore	68,154
Oct. 11	W	25-20	Pittsburgh	59,979
Oct. 18	L	14-44	at Tennessee	33,288
Oct. 25	L	10-27	at Oakland	40,089
Nov. 1	L	26-33	Denver	59,974
Nov. 8	L	11-24	at Jacksonville	67,040
Nov. 15	L	3-24	at Minnesota	64,232
Nov. 22	L	13-20	Baltimore	52,571
Nov. 29	L	17-34	Jacksonville	55,432
Dec. 6	L	20-33	Buffalo	54,359
Dec. 13	L	26-39	at Indianapolis	55,179
Dec. 20	W	25-24	at Pittsburgh	52,017
Dec. 27	L	0-35	Tampa Bay	49,826

*Overtime

TEAM STATISTICS	Bengals	Opponents
TOTAL FIRST DOWNS	271	310
Rushing	92	142
Passing	148	152
Penalty	31	16
3rd Down: Made-Att.	75-224	89-200
3rd Down Pct.	33.9	44.5
4th Down: Made-Att.	11-29	4-9
4th Down Pct.	37.9	44.4
POSSESSION AVG.	28:31	31:29
TOTAL NET YARDS	4824	5763
Avg. Per Game	301.5	360.2
Total Plays	579	592
Avg. Per Play	4.9	5.8
NET YARDS RUSHING	1639	2612
Avg. Per Game	102.4	163.3
Total Rushes	405	558
NET YARDS PASSING	3185	3151
Avg. Per Game	199.1	196.9
Sacked-Yards Lost	53-360	28-199
Gross Yards	3545	3350
Att.-Completions	521-307	406-233
Completion Pct.	58.9	57.4
Had Intercepted	12	13
PUNTS-AVERAGE	81-44.2	64-44.5
Net Punting Avg.	35.2	39.6
PENALTIES-YARDS	69-620	127-1012
FUMBLES-BALL LOST	21-10	12-7
TOUCHDOWNS	31	23
Rushing	7	23
Passing	20	22
Returns	4	7

Score by Periods	1	2	3	4	OT	Tot
Bengals	26	90	66	80	6	266
Opponents	113	143	99	97	0	452

SCORING	TD-Ru	Pa-Rt	K-PAT	FG	S	P
Pettrey	0	0	0	21-21	19-27	0
Scott	7	0	7	0	-	0
Pickens	5	0	5	0	-	0
Dillon	6	4	1	0	-	0
Gibson	4	0	3	1	-	0
Bennett	2	2	0	0	-	0
Battaglia	1	0	1	0	-	0
Hundon	1	0	1	0	-	0
Mack	1	0	0	1	-	0
McGee	1	0	1	0	-	0
Maline	1	0	1	0	-	0
Sawyer	1	0	0	1	-	0
Shade	1	0	0	1	-	0
Williams	1	0	1	0	-	0
Justin	0	0	0	0	-	2
Bengals	31	7	20	4	21-21	19-27
Opponents	53	23	23	7	51-51	27-31

*Includes a two-point conversion

Two-point conversions: Justin, Pickens, Bengals 2-9; Opponents 1-2.

RUSHING	No	Yds	Avg	Lg	TD
Dillon	262	1130	4.3	66	4
Bennett	77	243	3.2	17	2
Blake	15	103	6.9	18	0
Bieniemy	17	56	3.3	9	0
Maline	10	41	4.1	10	1
O'Donnell	13	34	2.6	10	0
Scott	2	10	5.0	8	0
Gibson	1	9	9.0	9	0
Blair	1	4	4.0	4	0
Carter	2	4	2.0	4	0
Pickens	2	4	2.0	4	0
Justin	1	2	2.0	2	0
Costello	1	0	0.0	0	0
Kresser	1	-1	-1.0	-1	0
Bengals	405	1639	4.0	66	7
Opponents	558	2612	4.7	67	23

RECEIVING	No	Yds	Avg	Lg	TD
Pickens	82	1023	12.5	67	5
Scott	51	817	16.0	70	7
Dillon	28	178	6.4	41	1
Bieniemy	27	153	5.7	15	0
Maline	26	124	4.8	18	0
McGee	22	363	16.5	40	1
Gibson	19	258	13.6	76	3
Hundon	10	112	11.2	17	1
Battaglia	10	47	4.7	16	1
Bennett	8	153	19.1	55	0
Jack	7	165	23.6	47	0
Williams	6	81	13.5	19	1
Carter	6	25	4.2	8	0
Bush	4	39	9.8	18	0
Blair	1	7	7.0	7	0
Bengals	307	3545	11.5	76	20
Opponents	233	3350	14.4	73	21

INTERCEPTIONS	No	Yds	Avg	Lg	TD
Shade	3	33	11.0	32	0
Hawkins	3	21	7.0	12	0
Ambrose	2	0	0.0	0	0
Sawyer	1	58	58.0	58	1
B. Simmons	1	18	18.0	18	0
Ross	1	11	11.0	11	0
Copeland	1	3	3.0	3	0
Randolph	1	0	0.0	0	0
Bengals	13	144	11.1	58	1
Opponents	12	206	17.2	56	1

PUNTING	No	Yds	Avg	Net	Bt	In20	Lg	B
Johnson	69	3083	44.7	35.6	8	14	69	1
Costello	10	495	49.5	32.7	3	0	73	1
Bengals	81	3578	44.2	35.2	11	14	73	2
Opponents	64	2850	44.5	39.6	4	29	72	0

PUNT RETURNS	Ret	FC	Yds	Avg	Lg	TD
Gibson	27	19	218	8.1	65	1
Williams	2	3	16	8.0	10	0
Bengals	29	22	234	8.1	65	1
Opponents	36	15	503	14.0	87	1

KICKOFF RETURNS	No	Yds	Avg	Lg	TD
Mack	45	1165	25.9	97	1
Gibson	17	372	21.9	30	0
Bieniemy	5	87	17.4	22	0
Bennett	3	61	20.3	21	0
Battaglia	1	5	5.0	5	0
Williams	1	20	20.0	20	0
Bengals	72	1710	23.8	97	1
Opponents	46	1199	26.1	51	0

FIELD GOALS	1-19	20-29	30-39	40-49	50+
Pettrey	1-1	4-4	6-7	6-10	2-5
Bengals	1-1	4-4	6-7	6-10	2-5
Opponents	0-1	5-6	12-12	8-10	2-2

FIELD GOAL ATTEMPTS BY GAME:	Pettrey	(-) (35N, 48B), (37G, 19G), (48G), (44G), (45G), (1) (53N, 51G), (25G, 23G, 52N), (50G), (37G), (40G, 34G), (42N, 30G), (1) (41G, 26G), (33G, 37G), (43G, 53N, 46N, 21G), (40N)
------------------------------	---------	---

(continued)

USUAL STARTERS	
OFFENSE	DEFENSE
WR Carl Pickens	LE Michael Bankston
LT Kevin Sargeant	NT Kimmo von Oelhoffen
LG Rich Braham	RE Clyde Simmons
C Darriick Briz	LOLB James Francis
RG Ken Blackman	LILB Brian Simmons
Mike Goff	RILB Takeo Spikes
RT Willie Anderson	ROLB Reinard Wilson
TE Tony McGee	LCB Ashley Ambrose
WR Darnay Scott	RCB Artrell Hawkins
QB Neil O'Donnell	SS Sam Shade
HB Corey Dillon	FS Greg Myers
FB Brian Milne	

FIELD GOAL ATTEMPTS BY GAME* d:
Opponents: (38G, 31G, 48G, 47N) (-) (30G, 35G), (46G), (40G, 46G), (35G, 38G, 42G), (28N, 22G, 48G, 48N), (33G, 37G), (39G), (32G), (34G, 23G), (23G, 47G), (20G, 52G, 46G, 34G), (50G), (22G), (18N)

DEFENSE	Player	Tkl	Asst	Tot	Sks-Yds	P	FF	FR-Yds
Spikes	95	17	112	2-19	0	0	0	0-0
B. Simmons	62	16	78	3-18	2	1	1	2-22
Shade	60	18	78	1-8	6	0	0	0-0
Hawkins	65	5	70	1-9	17	2	1	2-25
Bankston	49	21	70	4.5-19.5	1	0	1	1-5
Myers	54	15	69	0-0	4	0	1	0-0
Wilson	46	17	63	6-39.5	1	2	0	0-0
Bell	45	3	48	1-8	2	0	0	0-0
von Oelhoffen	36	9	45	0-0	3	0	0	0-0
Ambrose	36	4	40	0-0	15	0	0	0-0
Francis	32	5	37	0-0	5	2	0	0-0
C. Simmons	28	2	30	5-37	2	1	0	0-0
Langford	17	2	19	0-0	0	0	0	0-0
Tumulty	17	5	22	0-5.6	2	1	0	0-0
Randolph	19	1	20	0-0	7	0	0	0-0
Ross	12	2	14	0-0	4	0	0	0-0
Foley	11	1	12	2-18	0	0	0	0-0
Sawyer	9	1	10	0-0	3	0	0	0-0
Granville	4	5	9	0-0	1	0	0	0-0
Steele	6	1	7	0-0	0	0	0	0-0
Thompson	3	4	7	0-5.6	0	0	0	0-0
Purvis	4	2	6	1-6	0	0	0	0-0
Copeland	5	0	5	0-0	1	0	0	0-0
Moore	2	1	3	0-0	0	0	0	0-0
Mack	2	0	2	0-0	0	0	0	0-0
Curtis	1	1	2	0-0	0	0	0	0-0

SPECIAL TEAMS	Player	Tkl	Asst	Tot	FF	FR-Yds	BP	BFG	BXP
Granville	10	2	12	1-1	0	0	0	0	0
Bieniemy	10	0	10	0-0	0	0	0	0	0
Myers	7	2	9	0-0	0	0	0	0	0
Battaglia	6	2	8	0-0	0	0	0	0	0
Ross	7	0	7	0-0	0	0	0	0	0
Shade	6	1	7	0-0	0	0	0	0	0
Randolph	5	0	5	0-0	0	0	0	0	0
B. Simmons	5	0	5	0-0	0	0	0	0	0
Foley	3	0	3	0-0	0	0	0	0	0
Gibson	3	0	3	0-0	0	0	0	0	0
Sprotle	3	0	3	0-0	0	0	0	0	0
Bush	2	0	2	0-0	0	0	0	0	0
Curtis	2	0	2	0-0	0	0	0	0	0
Mack	2	0	2	0-0	0	0	0	0	0
Spikes	2	0	2	0-0	0	0	0	0	0
Bell	1	0	1	0-0	0	0	0	0	0
Blackmon	1	0	1	0-0	0	0	0	0	0
Costello	1	0	1	0-0	0	0	0	0	0
Dillon	1	0	1	0-0	0	0	0	0	0
Hawkins	1	0	1	0-0	0	0	0	0	0
Johnson	1	0	1	0-0	0	0	0	0	0
McGee	1	0	1	0-0	0	0	0	0	0
Maline	1	0	1	0-0	0	0	0	0	0
Truitt	1	0	1	0-0	0	0	0	0	0
Tumulty	0	1	1	0-0	0	0	0	0	0

MISCELLANEOUS DEFENSE	Player	Tkl	Asst	Tot	FF	FR-Yds
Pickens	3	0	3	0	0	0-0
Bieniemy	2	0	2	0	0	0-0
Dillon	2	0	2	0	0	0-0
Bennett	1	0	1	0	0	0-0
Brown	1	0	1	0	0	0-0
McGee	1	0	1	0	0	0-0
O'Donnell	1	0	1	0	0	0-0

PASSING	Att	Cmp	Yds	Cmp %	Yds/Att	TD	TD %	INT	Int %	Lg	Sack-Lost	Rt
O'Donnell	343	212	2216	61.8	6.46	15	4.4	4	1.2	76	30-217	90.2
Blake	93	51	739	54.8	7.95	3	3.2	3	3.2	67	15-79	78.2
Justin	63	34	426	54.0	6.76	1	1.6	3	4.8	41	7-60	60.7
Kresser	21	10	164	47.6	7.81	4	1.9	0	0.0	37	0-30	7.0
Delley	1	0	0	0.0	0.00	0	0.0	0	0.0	0	0-0	1.4
Dillon	1	0	0	0.0	0.00	0	0.0	0	0.0	—	0-0	—
Bengals	421	237	3545	58.9	5.80	23	5.8	12	3.2	76	53-360	82.8
Opponents	506	303	3350	67.4	8.25	23	5.7	13	3.2	73	28-199	89.2

1999 FINAL STATISTICS (4-12-0)

Date	W/L	Score	Opponent	Att.
Sept. 12	L	35-36	at Tennessee	65,272
Sept. 19	L	7-34	San Diego	47,660
Sept. 26	L	3-27	at Carolina	61,269
Oct. 3	L	10-38	St. Louis	45,481
Oct. 10	W	18-17	at Cleveland	73,048
Oct. 17	L	3-17	Pittsburgh	59,669
Oct. 24	L	10-31	at Indianapolis	55,996
Oct. 31	L	10-41	Jacksonville	49,138
Nov. 7	L	20-37	at Seattle	66,303
Nov. 14	L	14-24	Tennessee	46,017
Nov. 21	L	31-34	Baltimore	43,279
Nov. 28	W	27-20	at Pittsburgh	50,907
Dec. 5	W	44-30	San Francisco	53,463
Dec. 12	W	44-28	Cleveland	59,972
Dec. 26	L	0-22	at Baltimore	68,036
Jan. 2	L	7-24	at Jacksonville	70,532

TEAM STATISTICS		Bengals	Opponents
TOTAL FIRST DOWNS		293	316
Rushing		111	99
Passing		161	189
Penalty		21	28
3rd Down: Made-Att.	93-235	85-209	
3rd Down Pct.		39.6	40.7
4th Down: Made-Att.	7-23	5-13	
4th Down Pct.		30.4	38.5
POSSESSION AVG.		29:59	30:01
TOTAL NET YARDS		5277	5497
Avg. Per Game		329.8	343.6
Total Plays		1039	1011
Avg. Per Rush		5.1	5.4
NET YARDS RUSHING		2051	1699
Avg. Per Game		128.2	106.2
Total Rushes		442	454
NET YARDS PASSING		3226	3798
Avg. Per Game		201.6	237.4
Sacked-Yards Lost		49-278	35-229
Gross Yards		3504	4027
Att.-Completions		548-300	522-312
Completion Pct.		54.7	59.8
Had Intercepted		18	12
PUNTS-AVERAGE		84-38.3	71-44.2
Net Punting Avg.		84-31.2	71-36.1
PENALTIES-YARDS		126-1027	105-835
FUMBLES-BALL LOST		34-14	27-15
TOUCHDOWNS		33	53
Rushing		11	22
Passing		18	28
Returns		4	3

Score by Periods	1	2	3	4	OT	T
Bengals	91	70	58	64	0	283
Opponents	124	166	92	78	0	460

SCORING	TD-Ru-Pa-Ri	K-PAT	FG	S	TP
Petry	0 0 0	27-27	18-27	0	81
Scott	7 0 7	0	0	0	42
Dillon	6 5 1	0	0	0	36
Pickens	6 0 6	0	0	0	36
Jackson	2 0 2	0	0	0	14
Blake	2 2 0	0	0	0	12
McGee	2 0 2	0	0	0	12
Yeast	2 0 2	0	0	0	12
K. Carter	1 1 0	0	0	0	6
Groce	1 1 0	0	0	0	6
Heath	1 0 1	0	0	0	6
Mack	1 0 1	0	0	0	6
Shaw	1 1 0	0	0	0	6
Smith	1 1 0	0	0	0	6
Milne	0 0 0	0	0	0	2
Bengals	33 11 18	4	27-27	18-27	0 283

*Includes a two-point conversion
 Two-point conversions: Jackson, Milne: Ben-
 gals 2-6; Opponents 2-3.

RUSHING	No	Yds	Avg	Lg	TD
Dillon	263	1200	4.6	50	5
Blake	63	332	5.3	16	2
Basnight	62	308	5.0	46	0
Smith	19	114	6.0	24	1
Milne	3	30	10.0	26	0
Williams	10	30	3.0	8	0
Groce	8	22	2.8	8	1
Shaw	4	20	5.0	10	1
K. Carter	6	15	2.5	8	1
Covington	2	-4	-2.0	-2	0
Yeast	2	-15	-8.0	-3	0
Bengals	442	2051	4.6	50	11
Opponents	454	1699	3.7	67	22

RECEIVING	No	Yds	Avg	Lg	TD
Scott	68	1022	15.0	76	7
Pickens	57	737	12.9	75	6
Jackson	31	369	11.9	29	2
Dillon	31	290	9.4	23	1
McGee	26	344	13.2	35	2
Groce	25	154	6.2	14	0
Basnight	16	172	10.8	47	0
Bataglia	14	153	10.9	30	0
Griffin	12	112	9.3	20	0
Williams	10	96	9.6	19	0
K. Carter	3	24	8.0	11	0
Yeast	3	20	6.7	8	0
Shaw	1	-4	-4.0	-4	0
Smith	1	6	6.0	6	0
Hudson	1	5	5.0	5	0
Bush	1	4	4.0	4	0
Bengals	300	3504	11.7	76	18
Opponents	312	4027	12.9	73	28

INTERCEPTIONS	No	Yds	Avg	Lg	TD
Heath	3	72	24.0	58	1
Copeland	2	16	8.0	12	0
Spikes	2	7	3.5	7	0
Bell	1	5	5.0	5	0
Blackmon	1	0	0.0	0	0
T. Carter	1	0	0.0	0	0
Hall	1	0	0.0	0	0
Myers	1	0	0.0	0	0
Bengals	12	100	8.3	58	1
Opponents	18	305	16.9	44	1

PUNTING	No	Yds	Avg	Net	Bk	In20	Lg	B
Brice	60	2475	41.3	32.1	4	12	72	2
Costello	22	744	33.8	28.7	1	1	44	0
Bengals	84	3219	38.3	31.2	5	13	72	2
Opponents	71	3136	44.2	36.1	8	25	70	0

PUNT RETURNS	Ret	FC	Yds	Avg	Lg	TD
Griffin	23	3	195	8.5	34	0
Yeast	10	6	209	20.9	86	2
Jackson	2	1	6	3.0	8	0
Bengals	35	10	410	11.7	86	2
Opponents	45	13	498	11.1	84	1

KICKOFF RETURNS	No	Yds	Avg	Lg	TD
Mack	51	1382	27.1	99	1
Griffin	15	296	19.7	42	0
Williams	8	109	13.6	24	0
Jackson	6	179	29.8	46	0
Yeast	3	50	16.7	22	0
Dillon	1	4	4.0	4	0
Bengals	84	2020	24.0	99	1
Opponents	57	1068	18.7	39	0

FIELD GOALS	1-19	20-29	30-39	40-49	50+
Petry	1-1	9-11	7-12	0-2	1-1
Bengals	1-1	9-11	7-12	0-2	1-1
Opponents	3-3	11-12	6-8	7-7	2-2

FIELD GOAL ATTEMPTS BY GAME:
 Petry: (33G, 38G) (-) (47N, 37N, 30N, 39G)
 (36G, 33N) (27G, 26G) (37G, 41N) (32G) (29G)
 (50G, 34G) (32N) (39N, 19G) (29G, 29G, 25N)
 (29G, 24G, 27G) (28G) (20B) (-).

(continued)

USUAL STARTERS

OFFENSE	DEFENSE
WR Carl Pickens	LE John Copeland
LT Rod Jones	NT Oliver Gibson
LG Matt O'Dwyer	RE Michael Bankston
C Rich Braham	Jevon Langford
RG Jay Leeuwenburg	LOLB Steve Foley
Brian DeMarco	LILB Brian Simmons
RT Willie Anderson	RILB Takes Spikes
TE Tony McGee	OLB Adrian Ross
WR Darnay Scott	RCB Rodney Heath
QB Jeff Blake	RCB Adreli Hawkins
HB Corey Dillon	SS Myron Bell
FB Cliff Groce	FS Cory Hall

FIELD GOAL ATTEMPTS BY GAME-cont'd:
 Opponents: (50G, 33G) (27G, 23G, 21G, 42G)
 (48G, 21G) (19G) (33G) (43G) (22G, 37B) (43G)
 (21G) (29G, 45G, 35G) (26G) (25G, 50G) (35G)
 (33G) (47G) (-) (24G, 48G, 19G, 30G, 19G) (34N,
 27G, 28N).

DEFENSE Player	Tkl	Asst	Tot	Sks-Yds	PD	FF	FR-Yds
Simmons	90	21	111	3-20	5	0	1-0
Spikes	82	23	105	3-14	6	4	4-0
Bell	54	19	73	2-14.5	3	0	0-0
Hawkins	61	7	68	0-0	16	2	0-0
Bankston	39	17	56	6-30	1	0	0-0
Hall	36	13	49	0-0	3	0	0-0
Heath	43	3	46	0-0	18	2	1-4
Gitson	31	10	41	4-5.31	1	0	1-0
Copeland	31	7	38	4-22.5	3	2	0-0
Foley	34	3	37	3-5.28	2	1	2-0
Myers	33	4	37	0-0	5	1	1-21
Howard	25	0	25	0-0	4	0	0-0
Langford	19	6	25	0-0	1	0	0-0
von Oeltche	24	2	26	4-30	0	1	1-0
Wilson	14	6	20	3-24	0	1	0-0
Ross	15	3	18	1-7	1	1	0-0
Blackmon	13	5	18	0-0	4	0	0-0
Clark	13	2	15	0-0	5	0	0-0
Steele	13	1	14	0-0	0	0	0-0
Mack	9	2	11	0-0	1	0	0-0
T. Carter	8	0	8	0-0	1	0	0-0
Wright	4	4	8	0-0	0	0	0-0
Curtis	6	1	7	1-8	0	0	0-0
Fisher	1	1	2	0-0	0	0	0-0
Purvis	1	1	2	0-0	0	0	0-0
Granville	1	0	1	0-0	0	0	0-0

SPECIAL TEAMS	Player	Tkl	Ass	Tot	FF	FR-Yds	BPG	BXP
Wright	14	1	15	0	1-0	0	0	0
Curtis	7	3	10	0	0-0	0	0	0
Granville	6	4	10	0	0-0	0	0	0
Hall	6	0	6	0	1-0	0	0	0
Wilson	5	1	6	0	0-0	0	0	0
Foley	5	0	5	0	0-0	0	0	0
Griffin	5	0	5	0	0-0	0	0	0
Mack	5	0	5	0	0-0	0	1	0
Myers	4	1	5	0	0-0	0	0	0
Ross	4	1	5	0	0-0	0	0	0
Simmons	3	2	5	0	0-0	0	0	0
Basnight	3	1	4	1	0-0	0	0	0
Brice	3	0	3	0	0-0	0	0	0
Clark	3	0	3	0	0-0	0	0	0
Costello	3	0	3	0	0-0	0	0	0
Spikes	3	0	3	0	0-0	0	0	0
Heath	2	1	3	0	1-0	0	0	0
Howard	2	1	3	0	0-0	0	0	0
Hudson	2	0	2	0	0-0	0	0	0
McGee	2	0	2	0	0-0	0	0	0
Petersen	2	0	2	0	0-0	0	0	0
Bell	1	0	1	0	0-0	0	0	0
Milne	1	0	1	0	0-0	0	0	0
Petry	1	0	1	0	0-0	0	0	0
Spottle	1	0	1	0	0-0	0	0	0

MISCELLANEOUS DEFENSE					
Player	Tkl	Asst	Tot	FF	FR-Yds
Scott	3	0	3	0	0-0
Anderson	2	0	2	0	0-0
Dillon	2	0	2	0	0-0
Braham	1	0	1	0	0-0
Jackson	1	0	1	0	0-0
O'Dwyer	1	0	1	0	0-0
Pickens	1	0	1	0	0-0
Stephens	1	0	1	0	0-0

TEAM HISTORY

PASSING	Att	Cmp	Yds	Cmp %	Yds/Att	TD	INT	Int %	Lg	Sack-Lost	Rat
Blake-Smith	389	215	2670	55.3	6.86	16	4.1	12	3.1	76.1	30-168 77.6
Covington	153	80	805	52.3	5.26	2	1.3	6	3.9	39	19-110 55.6
Pickens	5	4	23	80.0	4.60	0	0.0	0	0.0	0	85.8
Bengals	1	1	6	100.0	6.00	0	0.0	0	0.0	0	91.7
Opponents	548	300	3504	54.7	6.39	18	3.3	18	3.3	76.1	49-278 71.6
	522	312	4027	59.8	7.71	28	5.4	12	2.3	73	35-229 92.3

2000 FINAL STATISTICS (4-12-0)

Date	W/L	Score	Opponent	Att.
Sept. 10	L	7-24	Cleveland	64,006
Sept. 17	L	0-13	at Jacksonville	45,653
Sept. 24	L	0-37	at Baltimore	68,481
Oct. 1	L	16-31	Miami	61,535
Oct. 8	L	14-23	Tennessee	83,406
Oct. 15	L	0-15	at Pittsburgh	54,328
Oct. 22	W	31-21	Denver	61,603
Oct. 29	W	12-3	at Cleveland	73,118
Nov. 5	L	7-27	Baltimore	54,759
Nov. 12	L	6-23	at Dallas	62,170
Nov. 19	L	13-16	at New England	60,292
Nov. 26	L	28-48	Pittsburgh	63,925
Dec. 3	W	24-13	Arizona	50,289
Dec. 10	L	3-35	at Tennessee	68,498
Dec. 17	W	17-14	Jacksonville	50,469
Dec. 24	L	7-16	at Philadelphia	64,902

TEAM STATISTICS	Bengals	Opponents
TOTAL FIRST DOWNS	254	307
Rushing	119	101
Passing	109	182
Penalty	26	24
3rd Down: Made-Att	77-227	102-239
3rd Down Pct.	33.9	42.7
4th Down: Made-Att	10-25	4-13
4th Down Pct.	40.0	30.8
POSSESSION AVG.	27:13	32:47
TOTAL NET YARDS	4260	5487
Avg. Per Game	266.3	342.9
Total Plays	1001	1066
Avg. Per Play	4.3	5.1
NET YARDS RUSHING	2314	1925
Avg. Per Game	144.6	120.3
Total Rushes	495	504
NET YARDS PASSING	1946	3562
Avg. Per Game	121.6	222.6
Sacked-Yards Lost	52-273	26-168
Gross Yards	2219	3730
Att.-Completions	454-207	538-318
Completion Pct.	45.6	59.1
Had Intercepted	14	9
PUNTS-AVERAGE	94-40.2	80-41.7
Punting Avg.	33.1	35.5
PENALTIES-YARDS	99-878	115-924
FUMBLES-BALL LOST	37-21	22-12
TOUCHDOWNS	21	40
Rushing	13	12
Passing	6	26
Returns	2	2

Score by Periods	1	2	3	4	OT	Tot
Bengals	24	74	41	46	0	185
Opponents	92	106	91	70	0	359

SCORING TD-Ru-Pa-Rt K-PAT FG S TP									
Rackers	0	0	0	0	21-21	12-21	0	57	
Dillon	7	7	0	0	-	-	-	0	42
Warrick	7	2	4	1	-	-	-	0	42
Bennett	3	3	0	0	-	-	-	0	18
Dugans	1	0	1	0	-	-	-	0	6
McGee	1	0	1	0	-	-	-	0	6
Mitchell	1	1	0	0	-	-	-	0	6
D. Williams	1	0	0	1	-	-	-	0	6
Bengals	21	13	6	2	21-21	12-21	1	185	
Opponents	40	26	2	2	39-40	26-36	1	359	
Two-point conversions:	None	Bengals	0-0;						
Opponents	0-0								

RUSHING	No	Yds	Avg	Lg	TD
Dillon	315	1435	4.6	80	7
Bennett	90	324	3.6	37	3
Smith	41	232	5.7	21	0
Warrick	16	148	9.3	77	2
Mitchell	10	61	6.1	12	1
N. Williams	10	54	5.4	13	0
Keaton	6	24	4.0	8	0
Pope	2	22	11.0	22	0
Yeast	1	15	15.0	15	0
Groce	3	4	1.3	3	0
Rackers	1	-5	-5.0	-5	0
Bengals	495	2314	4.7	80	13
Opponents	504	1925	3.8	30	12

RECEIVING	No	Yds	Avg	Lg	TD
Warrick	51	592	11.6	46	4
McGee	26	309	11.9	39	1
Yeast	24	301	12.5	27	0
Farmer	19	268	14.1	38	0
Bennett	19	168	8.8	25	0
Dillon	16	158	9.8	31	0
Dugans	14	125	8.9	17	1
Battaglia	13	105	8.1	15	0
Groce	11	45	4.1	14	0
N. Williams	7	84	12.0	20	0
Bush	3	39	13.0	18	0
Griffin	2	25	12.5	16	0
Bengals	207	2219	10.7	46	6
Opponents	318	3730	11.7	77	26

INTERCEPTIONS	No	Yds	Avg	Lg	TD
T. Carter	2	40	20.0	30	0
Spikes	2	12	6.0	7	0
D. Williams	1	36	36.0	36	1
Hall	1	12	12.0	12	0
C. Carter	1	6	6.0	5	0
Foley	1	1	1.0	1	0
Bean	1	0	0.0	0	0
Bengals	9	107	11.9	36	1
Opponents	14	138	9.9	39	0

PUNTING	No	Yds	Avg	Net	TB	In20	Lg	B
Pope	94	3775	40.2	33	14	18	57	0
Bengals	94	3775	40.2	33	14	18	57	0
Opponents	80	3338	41.7	35.5	7	30	70	0

PUNT RETURNS	Ret	FC	Yds	Avg	Lg	TD
Yeast	34	14	225	6.6	27	0
Warrick	7	1	123	17.6	82	1
Griffin	1	0	9	9.0	9	0
Bengals	42	15	357	8.5	82	1
Opponents	40	17	387	9.7	39	0

KICKOFF RETURNS	No	Yds	Avg	Lg	TD
Mack	50	1036	20.7	50	0
Griffin	8	129	16.1	29	0
Yeast	7	106	15.1	29	0
Keaton	6	100	16.7	25	0
Bush	3	18	6.0	8	0
N. Williams	2	12	6.0	12	0
Heath	1	22	22.0	22	0
Battaglia	1	fair catch			
Bengals	77	1423	18.5	50	0
Opponents	42	898	21.4	37	0

FIELD GOALS	1-19	20-29	30-39	40-49	50+
Rackers	0-0	5-5	5-9	2-7	0-0
Bengals	0-0	5-5	5-9	2-7	0-0
Opponents	3-3	5-6	12-16	6-10	0-1

FIELD GOAL ATTEMPTS BY GAME:									
Rackers:	(42B)	(44N, 47N)	(-) (23G, 38G, 34G)						
	(35B, 46N)	(-) (24G)	(39G)	(-) (22G, 37G)	(28G, 30N, 45G)	(-) (36N, 45N, 32G)	(45G)	(27G)	(31N)
Opponents:	(30G)	(30G, 33N, 19G)	(30G, 37G, 19G)	(40G)	(22G, 41G, 33N, 34G)	(36G, 28G)			
	(48N, 48N)	(18G)	(38G, 32G)	(39N, 44N, 43G, 35G, 42G, 51N)	(38G, 21G, 22G)	(44G, 28G)			
	(31N)	(-) (28N)	(32G, 45G, 41N, 33G)						

PASSING	Att	Cmp	Yds	Cmp %	Yds/Att	TD	INT	Int %	Lg	Sack-Lost	Ra	
Smith	267	118	1253	44.2	4.69	3	1.1	8	2.2	46	36/191	52.8
Mitchell	187	89	966	47.6	5.17	3	1.6	8	4.3	38	16/82	50.8
Bengals	454	207	2219	45.6	4.89	6	1.3	14	3.1	46	52/273	52.0
Opponents	538	318	3730	59.1	6.93	26	4.8	9	1.7	77	26/168	89.4

USUAL STARTERS

OFFENSE	DEFENSE
WR Craig Yeast	LE Vaughn Booker
LT Rod Jones	Michael Bankston
LG Matt O'Dwyer	LDL Oliver Gibson
Scott Reberg	ROD John Copeland
C Rich Braham	RE Michael Bankston
Brock Gutierrez	John Copeland
RG Mike Goff	LLB Steve Foley
RT Willie Anderson	MLB Amegis Spearman
TE Tony McGee	RLB Takeo Spikes
WR Peter Warrick	LCB Tom Carter
QB Akili Smith	HCB Rodney Heath
Scott Mitchell	Artrell Hawkins
HB Corey Dillon	SS Chris Carter
FB Cili Groce	Carry Hall
M. Battaglia (TE)	Darryl Williams
Nick Williams	

DEFENSE	Tkl	Asst	Tot	Sks-Yds	PD	FF	FR-Yds
Player							
Spikes	109	19	128	2-16	4	0	3-0
D. Williams	80	21	101	0-0	5	3	0-0
Spearman	46	24	70	1-12	4	0	0-0
Bankston	50	14	64	0-0	2	0	0-0
C. Carter	49	11	60	1-9	2	2	0-0
Gibson	42	10	52	4-17	1	0	1-0
Hawkins	43	4	47	0-0	9	1	1-12
Heath	40	4	44	0-0	12	0	1-0
T. Carter	36	7	43	0-0	11	0	0-0
Foley	34	9	43	4-16	8	2	1-0
Hall	36	5	41	4-32	2	0	0-0
Copeland	32	7	39	1-8	1	0	1-4
Ross	31	2	33	1-6	3	0	0-0
Langford	19	3	22	0-0	2	0	0-0
Bean	17	2	19	0-0	6	0	0-0
Mack	12	6	18	0-0	2	0	0-0
Booker	13	4	17	0-0	1	0	0-0
Steele	13	4	17	2-17	0	0	0-0
Roman	15	1	16	0-0	2	1	0-0
Wilson	9	6	15	3-16	1	2	1-3
Barndt	7	5	12	0-0	0	1	1-0
Curtis	8	2	10	2-9	0	2	0-0
Simmons	7	2	9	1-10	0	1	0-0
Granville	2	0	2	0-0	0	0	0-0

SPECIAL TEAMS	Player	Tkl	Asst	Tot	FF	FR-Yds	BP	BFG	BXP
Hawkins	9	3	12	0	0-0	0	0	0	0
Griffin	7	2	9	0	0-0	0	0	0	0
Granville	6	2	8	0	1-0	0	0	0	0
Bennett	7	0	7	0	0-0	0	0	0	0
Bean	6	0	6	0	0-0	0	0	0	0
Curtis	6	0	6	0	1-0	0	0	0	0
C. Carter	5	1	6	0	0-0	0	0	0	0
Heath	5	1	6	0	0-0	0	0	0	0
Ross	5	0	5	0	0-0	0	0	0	0
Mack	4	1	5	1	0-0	0	0	0	0
St. Louis	4	0	4	0	0-0	0	0	0	0
Wilson	4	0	4	0	0-0	0	0	0	0
Spearman	3	1	4	0	0-0	0	0	0	0
Bush	2	0	2	0	0-0	0	0	0	0
Rackers	2	0	2	0	0-0	0	0	0	0
Armour	1	0	1	0	0-0	0	0	0	0
Battaglia	1	0	1	0	0-0	0	0	0	0
Roman	1	0	1	0	0-0	0	0	0	0
Warrick	1	0	1	0	0-0	0	0	0	0
Pope	0	1	1	0	0-0	0	0	0	0

MISCELLANEOUS DEFENSE	Player	Tkl	Asst	Tot	FF	FR-Yds
Warrick	4	0	4	0	0	0-0
Dillon	2	0	2	0	0	0-0
J. Jackson	2	0	2	0	0	0-0
Anderson	1	0	1	0	0	0-0
Battaglia	1	0	1	0	0	0-0
Bennett	1	0	1	0	0	0-0
Busi	1	0	1	0	0	0-0
Goff	1	0	1	0	0	0-0
Griffin	1	0	1	0	0	0-0
Gutierrez	1	0	1	0	0	0-0
Jones	1	0	1	0	0	0-0
O'Dwyer	1	0	1	0	0	0-0
Stephens	1	0	1	0	0	0-0
Yeast	1	0	1	0	0	0-0

SECTION 5



RECORDS

BENGALS INDIVIDUAL RECORDS

(REGULAR SEASON)

SCORING

— TOTAL POINTS —

CAREER	1,151	Jim Breech	1980-92
	660	Doug Pelfrey	1993-99
	549	Horst Muhlmann	1969-74
	420	Pete Johnson	1977-83
	388	Carl Pickens	1992-99
SEASON	121	Doug Pelfrey	1995
(Total)	120	Jim Breech	1985
	115	Jim Breech	1981
	111	Horst Muhlmann	1972
	110	Doug Pelfrey	1996
SEASON	7.93	Horst Muhlmann (114p/14g)	1972
(Avg. per game)	7.71	Horst Muhlmann (108p/14g)	1970
	7.56	Doug Pelfrey (121p/16g)	1995
	7.50	Jim Breech (120p/16g)	1985
	7.44	Jim Breech (67p/9g)	1982

GAME	24	Larry Kinnebrew, Oct. 28, 1984 at Houston
	24	Corey Dillon, Dec. 4, 1997 vs. Tennessee
	19	Horst Muhlmann, Nov. 8, 1970 at Buffalo
	19	Horst Muhlmann, Dec. 17, 1972 at Houston

— TOUCHDOWNS —

CAREER	70	Pete Johnson	1977-83
	64	James Brooks	1984-91
	64	Carl Pickens	1992-99
	53	Isaac Curtis	1973-84
	41	Eddie Brown	1985-91
SEASON	17	Carl Pickens	1995
	16	Pete Johnson	1981
	15	Pete Johnson	1979
	15	Ickey Woods	1988
	14	James Brooks	1988

GAME	4	Larry Kinnebrew, Oct. 28, 1984 at Houston
	4	Corey Dillon, Dec. 4, 1997 vs. Tennessee
	3	19 times; most recent: Corey Dillon, Dec. 12, 1999 vs. Cleveland

— RUSHING TOUCHDOWNS —

CAREER	64	Pete Johnson	1977-83
	37	Larry Kinnebrew	1983-87
	37	James Brooks	1984-91
	27	Ickey Woods	1988-91
	26	Corey Dillon	1997-2000
SEASON	15	Ickey Woods	1988
(Total)	14	Pete Johnson	1979
	14	Pete Johnson	1983
	12	Pete Johnson	1981
	10	Corey Dillon	1997

SEASON	0.94	Ickey Woods (15td/16g)	1988
(Avg. per game)	0.87	Pete Johnson (14td/16g)	1979
	0.87	Pete Johnson (14td/16g)	1983
	0.77	Pete Johnson (7td/9g)	1982
	0.75	Pete Johnson (12td/16g)	1981

GAME	4	Corey Dillon, Dec. 4, 1997 vs. Tennessee
	3	Paul Robinson, Nov. 17, 1968 at Miami
	3	Pete Johnson, Nov. 6, 1983 at Houston
	3	Larry Kinnebrew, Oct. 28, 1984 at Houston
	3	Larry Kinnebrew, Dec. 1, 1985 vs. Houston
	3	Larry Kinnebrew, Sept. 18, 1986 vs. Cleveland
	3	James Brooks, Nov. 6, 1988 vs. Pittsburgh
	3	James Brooks, Oct. 23, 1988 vs. Houston
	3	Ickey Woods, Nov. 27, 1988 vs. Buffalo
	3	Corey Dillon, Dec. 12, 1999 vs. Cleveland

— RECEIVING TOUCHDOWNS —

CAREER	63	Carl Pickens	1992-99
	53	Isaac Curtis	1973-84
	41	Eddie Brown	1985-91
	36	Cris Collinsworth	1981-88
	35	Bob Trumpy	1968-77

SEASON	17	Carl Pickens	1995
(Total)	12	Carl Pickens	1996
	11	Carl Pickens	1994
	10	Isaac Curtis	1974
	10	Cris Collinsworth	1986

SEASON	1.06	Carl Pickens (17td/16g)	1995
(Avg. per game)	0.75	Carl Pickens (12td/16g)	1996
	0.71	Isaac Curtis (10td/14g)	1974
	0.69	Carl Pickens (11td/16g)	1994
	0.63	Cris Collinsworth (10td/16g)	1986

GAME	3	Carl Pickens, 4 times; most recent: Dec. 1, 1996 at Jacksonville
	3	Bob Trumpy, Nov. 9, 1969 at Houston
	3	Isaac Curtis, Dec. 9, 1973 vs. Cleveland
	3	Isaac Curtis, Nov. 4, 1979 at Baltimore
	3	Cris Collinsworth, Dec. 21, 1986 vs. N.Y. Jets

— TDs BY RETURN & RECOVERY —

CAREER	13	Lemar Parrish	1970-77
		(4 int.; 1 kickoff return; 4 punt returns; 1 blocked field goal; 3 fumble returns)	
	5	Ken Riley	1969-83
		(5 int.)	
	4	Tommy Casanova	1972-77
		(2 int.; 1 punt return; 1 fumble return)	

SEASON	3	Lemar Parrish	1970
	3	Lemar Parrish	1972
	3	Lemar Parrish	1974
	3	Tommy Casanova	1976
	3	Scott Perry	1978

GAME	2	Lemar Parrish, Nov. 8, 1970 at Buffalo
	2	Lemar Parrish, Dec. 17, 1972 at Houston
	2	Lemar Parrish, Oct. 6, 1974 vs. Washington

— MOST GAMES, AT LEAST 1 TD —

CONSECUTIVE	10	Carl Pickens, Nov. 27, 1994-Oct. 1, 1995
	6	Stan Fritts, Nov. 17, 1975-Dec. 21, 1975
	5	Pete Johnson, Nov. 1, 1981-Nov. 29, 1981
	5	Ickey Woods, Sept. 25, 1988-Oct. 23, 1988

— POINTS AFTER TOUCHDOWN —

CAREER	476	Jim Breech	1980-92
	201	Doug Pelfrey	1993-99
	189	Horst Muhlmann	1969-74
	130	Chris Bahr	1976-79

SEASON	56	Jim Breech	1988
	50	Jim Breech	1986
	49	Jim Breech	1981

GAME	8	Jim Breech, Oct. 29, 1989 vs. Tampa Bay
	7	5 times; most recent: Jim Breech, Dec. 17, 1989 vs. Houston

— FIELD GOALS —

CAREER	225	Jim Breech	1980-92
	153	Doug Pelfrey	1993-99
	120	Horst Muhlmann	1969-74
	62	Chris Bahr	1976-79

— FIELD GOALS (cont'd) —

SEASON	29	Doug Pelfrey	1995
(Total)	28	Doug Pelfrey	1994
	27	Horst Muhlmann	1972
	25	Horst Muhlmann	1970
	24	Jim Breech	1985
	24	Jim Breech	1987
	24	Doug Pelfrey	1993

SEASON	1.93	Horst Muhlmann (27lg/14g)	1972
(Avg. per game)	1.81	Doug Pelfrey (29lg/16g)	1995
	1.78	Horst Muhlmann (25lg/14g)	1970
	1.75	Doug Pelfrey (28lg/16g)	1994

GAME	6	Doug Pelfrey, Nov. 6, 1994 at Seattle
	5	Horst Muhlmann, Nov. 8, 1970 at Buffalo
	5	Horst Muhlmann, Sept. 24, 1972 vs. Pittsburgh
	5	Jim Breech, Nov. 1, 1987 vs. Houston
	5	Doug Pelfrey, Oct. 10, 1993 at Kansas City
	5	Doug Pelfrey, Sept. 3, 1995 at Indianapolis

— FIELD GOAL PERCENTAGE —

CAREER*	77.3	Doug Pelfrey (153-198)	1993-99
	71.9	Jim Breech (225-313)	1980-92
	65.6	Horst Muhlmann (120-183)	1969-74
	59.0	Chris Bahr (62-105)	1976-79

*Minimum 75 attempts

SEASON*	84.8	Doug Pelfrey (28-33)	1994
	82.1	Doug Pelfrey (23-28)	1996
	80.9	Jim Breech (17-21)	1990
	80.6	Doug Pelfrey (29-36)	1995
	80.0	Jim Breech (24-30)	1987

*Minimum one attempt per game in season

— CONSECUTIVE FIELD GOALS —

	13	Jim Breech	1990
	13	Doug Pelfrey	1993
	13	Doug Pelfrey	1995

— LONGEST FIELD GOALS —

	55	Chris Bahr, Sept. 23, 1979 vs. Houston
	54	Doug Pelfrey, Dec. 24, 1994 vs. Philadelphia
	53	Horst Muhlmann, Dec. 6, 1970 at San Diego
	53	Jim Breech, Oct. 6, 1985 vs. N.Y. Jets
	53	Lee Johnson, Oct. 21, 1991 at Buffalo
	53	Doug Pelfrey, Oct. 24, 1993 at Houston
	52	Chris Bahr, Oct. 15, 1978 vs. New England
	52	Chris Bahr, Sept. 23, 1979 vs. Houston

— CAREER FIELD GOAL PERCENTAGE —

(AT RANGE)

1-19*	96.5	Horst Muhlmann (28-29)
--------------	------	------------------------

20-29*	94.1	Doug Pelfrey (48-51)
	92.9	Jim Breech (78-84)
	78.1	Chris Bahr (25-32)
	74.4	Horst Muhlmann (29-39)

30-39*	82.6	Jim Breech (71-86)
	78.1	Doug Pelfrey (50-64)
	67.3	Horst Muhlmann (35-52)

40-49*	69.4	Doug Pelfrey (43-62)
	50.0	Jim Breech (40-80)
	50.0	Chris Bahr (17-34)
	44.4	Horst Muhlmann (20-45)

*Minimum 25 attempts

50+	47.1	Doug Pelfrey (8-17)
	45.5	Chris Bahr (5-11)
	42.1	Horst Muhlmann (8-19)

— SAFETIES —

CAREER	2	Reggie Williams	1976-89
	2	Alfred Williams	1991-94

RUSHING

— YARDAGE —

CAREER	6,447	James Brooks	1984-91
	5,421	Pete Johnson	1977-83
	4,894	Corey Dillon	1997-2000
	3,727	Harold Green	1990-95
	3,070	Essex Johnson	1968-75

SEASON	1,435	Corey Dillon	2000
(Total)	1,239	James Brooks	1989
	1,200	Corey Dillon	1999
	1,170	Harold Green	1992
	1,130	Corey Dillon	1998

SEASON	89.7	Corey Dillon (1,435yds/16g)	2000
(Avg. per game)	77.4	James Brooks (1,239yds/16g)	1989
	75.0	Corey Dillon (1,200yds/16g)	1999
	73.1	Harold Green (1,170yds/16g)	1992
	73.0	Paul Robinson (1,023yds/14g)	1968

GAME	278	Corey Dillon, Oct. 22, 2000 vs. Denver
	246	Corey Dillon, Dec. 4, 1997 vs. Tennessee
	216	Corey Dillon, Dec. 3, 2000 vs. Arizona
	201	James Brooks, Dec. 23, 1990 vs. Houston
	192	Corey Dillon, Dec. 12, 1999 vs. Cleveland
	190	Harold Green, Dec. 20, 1992 vs. New England
	168	Corey Dillon, Oct. 10, 1999 at Cleveland
	163	James Brooks, Dec. 7, 1986 at New England
	160	Pete Johnson, Dec. 17, 1978 vs. Cleveland
	159	Paul Robinson, Oct. 27, 1968 at Oakland

— LONGEST RUSHING PLAYS —

	87	Paul Robinson, Oct. 27, 1968 at Oakland (TD)
	86	Essex Johnson, Dec. 5, 1971 at Cleveland (TD)
	83	Jess Phillips, Nov. 2, 1969 vs. Oakland
	80	Warren McVea, Sept. 22, 1968 vs. Buffalo (TD)
	80	Corey Dillon, Oct. 8, 2000 vs. Tenn. (TD)
	79	Ki-Jana Carter, Sept. 21, 1997 at Denver (TD)
	77	Archie Griffin, Nov. 21, 1976 at Kansas City (TD)
	77	Peter Warrick, Oct. 22, 2000 vs. Denver (TD)
	76	Jess Phillips, Sept. 20, 1970 vs. Oakland (TD)
	75	Harold Green, Oct. 13, 1991 at Dallas (TD)

— RUSHING AVERAGE —

CAREER*	5.6	Ken Anderson	1971-86
	5.2	Jeff Blake	1994-99
	4.8	James Brooks	1984-91
	4.59	Ickey Woods	1988-91
	4.56	Corey Dillon	1997-2000

*Minimum 100 rushes

— RUSHING ATTEMPTS —

CAREER	1,402	Pete Johnson	1977-83
	1,344	James Brooks	1984-91
	1,073	Corey Dillon	1997-2000
	968	Harold Green	1990-95
	779	Boobie Clark	1973-78

SEASON	315	Corey Dillon	2000
(Total)	274	Pete Johnson	1981
	265	Harold Green	1992
	263	Corey Dillon	1999
	262	Corey Dillon	1998

SEASON	19.7	Corey Dillon (315att/16g)	2000
(Avg. per game)	18.1	Boobie Clark (254att/14g)	1973
	17.3	Pete Johnson (156att/9g)	1982
	17.1	Pete Johnson (274att/16g)	1981
	17.0	Paul Robinson (238att/14g)	1968

GAME	39	Corey Dillon, Dec. 4, 1997 vs. Tennessee
	38	Pete Johnson, Dec. 4, 1983 at Pittsburgh
	35	Corey Dillon, Nov. 1, 1998 vs. Denver
	35	Corey Dillon, Dec. 3, 2000 vs. Arizona
	32	Pete Johnson, Dec. 7, 1980 vs. Baltimore

— MOST 100-YARD GAMES —

CAREER	18	Corey Dillon	1997-2000
	17	James Brooks	1984-91
	14	Pete Johnson	1977-83
	8	Harold Green	1990-95

SEASON	5	Ickey Woods	1988
	5	James Brooks	1989
	5	Harold Green	1992
	5	Corey Dillon	1999
	5	Corey Dillon	2000

CONSECUTIVE	4	Paul Robinson	1968 (Gms. 8-11)
	3	Pete Johnson	1980 (Gms. 13-15)
	3	Corey Dillon	1997 (Gms. 13-15)
	3	Corey Dillon	1999 (Gms. 12-14)

PASSING

— YARDAGE —

CAREER	32,838	Ken Anderson	1971-86
	27,149	Boomer Esiason	1984-92, 97
	15,134	Jeff Blake	1994-99
	3,880	David Klingler	1992-95
	3,850	Virgil Carter	1970-73

SEASON	3,959	Boomer Esiason	1986
(Total)	3,822	Jeff Blake	1995
	3,754	Ken Anderson	1981
	3,624	Jeff Blake	1996
	3,572	Boomer Esiason	1988

SEASON	277.2	Ken Anderson (2,495yds/9g)	1982
(Avg. per game)	247.4	Boomer Esiason (3,959yds/16g)	1986
	238.9	Jeff Blake (3,822yds/16g)	1995
	234.6	Ken Anderson (3,754yds/16g)	1981
	226.5	Jeff Blake (3,624yds/16g)	1996

GAME	490	Boomer Esiason, Oct. 7, 1990 at L.A. Rams
	447	Ken Anderson, Nov. 17, 1975 vs. Buffalo
	425	Boomer Esiason, Dec. 21, 1986 vs. N.Y. Jets
	416	Ken Anderson, Dec. 20, 1982 at San Diego
	409	Boomer Esiason, Nov. 22, 1987 vs. Pittsburgh

— LONGEST COMPLETIONS —

94	Ken Anderson to Billy Brooks, Nov. 13, 1977 at Minnesota (TD)
90	Virgil Carter to Speedy Thomas, Sept. 19, 1971 vs. Philadelphia (TD)
88	Jeff Blake to Darnay Scott, Sept. 17, 1995 at Seattle (TD)
86	Boomer Esiason to Eddie Brown, Nov. 6, 1988 vs. Pittsburgh (TD)
85	Ken Anderson to Isaac Curtis, Dec. 12, 1976 at N.Y. Jets (TD)
83	David Klingler to Jeff Query, Dec. 13, 1992 at San Diego (TD)
80	4 times: most recent: Ken Anderson to M.L. Harris, Sept. 16, 1984 at N.Y. Jets (TD)

— PASSES FOR TOUCHDOWNS —

CAREER	197	Ken Anderson	1971-86
	187	Boomer Esiason	1984-92, 97
	93	Jeff Blake	1994-99
	22	Virgil Carter	1970-73
	16	David Klingler	1992-95

SEASON	29	Ken Anderson	1981
	28	Boomer Esiason	1988
	28	Boomer Esiason	1989
	28	Jeff Blake	1995
	27	Boomer Esiason	1985

GAME

5	Boomer Esiason, Dec. 21, 1986 vs. N.Y. Jets
5	Boomer Esiason, Oct. 29, 1989 vs. Tampa Bay
4	Greg Cook, Nov. 24, 1969 at Houston
4	Ken Anderson, Nov. 24, 1974 vs. Kansas City
4	Ken Anderson, Oct. 3, 1976 at Cleveland
4	Ken Anderson, Nov. 29, 1981 at Cleveland
4	Boomer Esiason, Sept. 11, 1988 at Phila.
4	Boomer Esiason, Dec. 17, 1989 vs. Houston
4	Jeff Blake, Nov. 13, 1994 vs. Houston
4	Jeff Blake, Nov. 24, 1995 vs. Atlanta
4	Boomer Esiason, Nov. 30, 1997 at Philadelphia
4	Jeff Blake, Dec. 5, 1999 vs. San Francisco

— COMPLETIONS —

CAREER	2,654	Ken Anderson	1971-86
	2,015	Boomer Esiason	1984-92, 97
	1,240	Jeff Blake	1994-99
	375	David Klingler	1992-95
	328	Virgil Carter	1970-73

SEASON	326	Jeff Blake	1995
(Total)	308	Jeff Blake	1996
	300	Ken Anderson	1981
	273	Boomer Esiason	1986
	258	Boomer Esiason	1989

SEASON	24.2	Ken Anderson (218cmp/9g)	1982
(Avg. per game)	20.4	Jeff Blake (326cmp/16g)	1995
	19.3	Jeff Blake (308cmp/16g)	1996
	18.8	Ken Anderson (300cmp/16g)	1981
	17.1	Boomer Esiason (273cmp/16g)	1986

GAME	40	Ken Anderson, Dec. 20, 1982 at San Diego
	32	Boomer Esiason, Nov. 10, 1991 vs. Pittsburgh
	31	Boomer Esiason, Dec. 25, 1989 at Minnesota
	31	Boomer Esiason, Oct. 7, 1990 at L.A. Rams
	31	Jeff Blake, Nov. 6, 1994 at Seattle

— PASSER RATING —

CAREER*	83.1	Boomer Esiason	1984-92, 97
	81.9	Ken Anderson	1971-86
	79.3	Jeff Blake	1994-99
	74.9	Virgil Carter	1970-73
	66.1	David Klingler	1992-95

*Minimum 500 attempts

SEASON*	98.4	Ken Anderson	1981
	97.4	Boomer Esiason	1988
	95.7	Ken Anderson	1974
	95.3	Ken Anderson	1982
	93.9	Ken Anderson	1975

*Minimum 14 attempts per games in season

— PASS ATTEMPTS —

CAREER	4,475	Ken Anderson	1971-86
	3,564	Boomer Esiason	1984-92, 97
	2,221	Jeff Blake	1994-99
	687	David Klingler	1992-95
	582	Virgil Carter	1970-73

SEASON	567	Jeff Blake	1995
(Total)	549	Jeff Blake	1996
	479	Ken Anderson	1981
	469	Boomer Esiason	1986
	455	Boomer Esiason	1989

SEASON	35.4	Jeff Blake (567att/16g)	1995
(Avg. per game)	34.3	Ken Anderson (309att/9g)	1982
	34.3	Jeff Blake (549att/16g)	1996
	29.9	Ken Anderson (479att/16g)	1981
	29.3	Boomer Esiason (469att/16g)	1986

GAME	56	Ken Anderson, Dec. 20, 1982 at San Diego
	54	Boomer Esiason, Dec. 25, 1989 at Minnesota
	53	Boomer Esiason, Nov. 22, 1987 vs. Pittsburgh
	52	Ken Anderson, Oct. 4, 1981 at Houston
	52	Boomer Esiason, Oct. 20, 1985 at Houston

— YARDS PER ATTEMPT —

CAREER*	7.62	Boomer Esiason	1984-92, 97
	7.34	Ken Anderson	1971-86
	6.81	Jeff Blake	1994-99

*Minimum 500 attempts

SEASON*	9.41	Greg Cook	1969
	9.21	Boomer Esiason	1988
	8.44	Boomer Esiason	1986
	8.41	Ken Anderson	1975
	8.13	Ken Anderson	1974

*Minimum 14 attempts per games in season

— PASSES HAD INTERCEPTED —

CAREER	160	Ken Anderson	1971-86
	131	Boomer Esiason	1984-92, 97
	62	Jeff Blake	1994-99
	22	David Klingler	1992-95
	20	Virgil Carter	1970-73

SEASON	22	Ken Anderson	1978
	22	Boomer Esiason	1990
	19	Boomer Esiason	1987
	17	Boomer Esiason	1986
	17	Jeff Blake	1995

GAME	5	Boomer Esiason, Oct. 16, 1988 at New England
	4	Ken Anderson, Oct. 19, 1975 vs. Oakland
	4	Ken Anderson, Oct. 1, 1978 vs. San Francisco
	4	Ken Anderson, Nov. 13, 1978 vs. Oakland
	4	Ken Anderson, Sept. 16, 1984 at N.Y. Jets
	4	Turk Schonert, Oct. 1, 1984 at Pittsburgh
	4	Boomer Esiason, Sept. 28, 1986 vs. Chicago
	4	Boomer Esiason, Sept. 27, 1992 vs. Minnesota

RECEIVING

— TOTAL RECEPTIONS —

CAREER	530	Carl Pickens	1992-99
	417	Cris Collinsworth	1981-88
	416	Isaac Curtis	1973-84
	363	Eddie Brown	1985-91
	329	Darnay Scott	1994-99

SEASON	100	Carl Pickens	1996
(Total)	99	Carl Pickens	1995
	82	Carl Pickens	1998
	71	Dan Ross	1981
	71	Carl Pickens	1994

SEASON	5.3	Carl Pickens (100rec/16g)	1996
(Avg. per game)	6.2	Carl Pickens (99rec/16g)	1995
	5.4	Cris Collinsworth (49rec/9g)	1982
	5.1	Carl Pickens (82rec/16g)	1998
	4.4	Dan Ross (71rec/16g)	1981

GAME	13	Carl Pickens, Oct. 11, 1998 vs. Pittsburgh
	12	James Brooks, Dec. 25, 1989 at Minnesota
	12	Carl Pickens, Nov. 10, 1996 vs. Pittsburgh
	11	Tim McGee, Nov. 19, 1989 vs. Detroit
	11	Carl Pickens, Nov. 13, 1994 vs. Houston
	11	Carl Pickens, Dec. 10, 1995 vs. Chicago
	11	Carl Pickens, Nov. 24, 1996 vs. Atlanta
	10	Boobie Clark, Oct. 28, 1973 at Pittsburgh
	10	Boobie Clark, Oct. 27, 1974 vs. Houston
	10	Archie Griffin, Sept. 13, 1981 at N.Y. Jets
	10	Cris Collinsworth, Sept. 27, 1981 vs. Buffalo
	10	Cris Collinsworth, Sept. 2, 1984 at Denver
	10	Eddie Brown, Sept. 16, 1990 at San Diego
	10	Rodney Holman, Oct. 7, 1990 at L.A. Rams
	10	Eddie Brown, Nov. 10, 1991 vs. Pittsburgh

— YARDAGE —

CAREER	7,101	Isaac Curtis	1973-84
	6,887	Carl Pickens	1992-99
	6,698	Cris Collinsworth	1981-88
	6,134	Eddie Brown	1985-91
	5,156	Darnay Scott	1994-99

SEASON	1,273	Eddie Brown	1988
(Total)	1,234	Carl Pickens	1995
	1,211	Tim McGee	1989
	1,180	Carl Pickens	1996
	1,130	Cris Collinsworth	1983

SEASON	79.6	Eddie Brown (1,273yds/16g)	1988
(Avg. per game)	77.8	Cris Collinsworth (700yds/9g)	1982
	77.1	Carl Pickens (1,234yds/16g)	1995
	75.7	Tim McGee (1,211yds/16g)	1989
	73.8	Carl Pickens (1,180yds/16g)	1996

GAME	216	Eddie Brown, Nov. 6, 1988 vs. Pittsburgh
	206	Cris Collinsworth, Oct. 2, 1983 vs. Baltimore
	204	Carl Pickens, Oct. 11, 1998 vs. Pittsburgh
	201	John McDaniel, Dec. 6, 1976 at Oakland
	200	Charlie Joiner, Nov. 23, 1975 at Cleveland

— AVERAGE YARDS PER RECEPTION —

CAREER	18.1	Billy Brooks (93-1,583)	1976-79
	17.8	Charlie Joiner (82-1,463)	1972-75
	17.1	Isaac Curtis (416-7,101)	1973-84
	16.9	Eddie Brown (363-6,134)	1985-91
	16.7	Tim McGee (282-4,703)	1986-92, 94

SEASON	24.0	Eddie Brown (53-1,273)	1988
	22.6	Bob Trumpy (37-835)	1969
	21.4	Eric Crabtree (40-855)	1969
	21.2	Isaac Curtis (44-934)	1975
	21.1	Isaac Curtis (30-633)	1974

PUNTING

— YARDS PER PUNT —

CAREER	43.8	Dave Lewis	1970-73
	43.2	Lee Johnson	1988-98
	42.0	Pat McNally	1976-85

SEASON*	46.2	Dave Lewis (79-3,651)	1970
	45.4	Pat McNally (72-3,272)	1981
	45.4	Lee Johnson (80-3,630)	1996
	44.9	Dave Lewis (72-3,239)	1971
	44.7	Lee Johnson (69-3,083)	1998

*Minimum 40 punts

GAME	63.0	Will Brice (3-189), Sept. 12, 1999 at Tennessee
	55.6	Pat McNally (3-167), Sept. 27, 1981 vs. Buffalo
	55.0	Lee Johnson (4-220), Oct. 24, 1993 at Houston
	54.8	Pat McNally (5-274), Oct. 21, 1979 at Cleveland

— LONGEST PUNTS —

73	Brad Costello, Dec. 13, 1998 at Indianapolis
72	Will Brice, Sept. 12, 1999 at Tennessee
70	Lee Johnson, Sept. 23, 1990 vs. New England
70	Lee Johnson, Oct. 22, 1990 at Cleveland
69	Lee Johnson, Dec. 6, 1998 vs. Buffalo

— PUNT YARDAGE —

CAREER	32,196	Lee Johnson	1988-98
	29,307	Pat McNally	1976-85
	12,446	Dave Lewis	1970-73
	5,805	Dale Livingston	1968-69
	5,356	Dave Green	1974-75

SEASON	3,954	Lee Johnson	1993
(Total)	3,919	Pat McNally	1978
	3,775	Daniel Pope	2000
	3,678	Pat McNally	1979
	3,651	Dave Lewis	1970

— PUNT YARDAGE (cont'd) —

SEASON	260.8	Dave Lewis (3,651yds/14g)	1970
(Avg. per game)	247.1	Lee Johnson (3,954yds/16g)	1993
	244.9	Pat McNally (3,919yds/16g)	1978
	235.9	Daniel Pope (3,775yds/16g)	2000

GAME	483	Dave Lewis, Sept. 26, 1971 at Pittsburgh
	474	Lee Johnson, Nov. 2, 1997 vs. San Diego
	465	Scott Fulhage, Oct. 4, 1987 vs. San Diego
	443	Daniel Pope, Oct. 15, 2000 at Pittsburgh

— TOTAL PUNTS —

CAREER	746	Lee Johnson	1988-98
	698	Pat McNally	1976-85
	284	Dave Lewis	1970-73

SEASON	94	Daniel Pope	2000
	91	Pat McNally	1978
	90	Lee Johnson	1993
	89	Pat McNally	1979

GAME	11	Lee Johnson, Nov. 2, 1997 vs. San Diego
	10	6 times; most recent: Daniel Pope, Oct. 15, 2000 at Pittsburgh

PUNT RETURNS

— YARDS PER RETURN —

CAREER*	10.4	Mitchell Price (49-510)	1990-93
	9.9	Mike Martin (140-1,381)	1983-89
	9.6	Corey Sawyer (50-482)	1994-98
	9.2	Lemar Parrish (130-1,201)	1970-77
	8.6	Tommy Casanova (91-784)	1972-77

*Minimum 40 returns

SEASON*	15.8	Lemar Parrish (18-338)	1974
	18.7	Mike Martin (24-376)	1984
	11.8	Corey Sawyer (26-307)	1994
	11.6	Tony Davis (19-220)	1977
	11.0	Tommy Casanova (24-265)	1974

*Minimum 1.25 returns per game in season

— TOTAL RETURNS —

CAREER	140	Mike Martin	1983-89
	130	Lemar Parrish	1970-77
	90	Tommy Casanova	1972-77

SEASON	43	Patrick Robinson	1993
(Total)	34	Craig Yeast	2000
	32	Vaughn Lusby	1979
	32	Mike Martin	1985

SEASON	2.69	Patrick Robinson (43ret/16g)	1993
(Avg. per game)	2.14	Tommy Casanova (30ret/14g)	1972
	2.13	Craig Yeast (34ret/16g)	2000
	2.00	Vaughn Lusby (32ret/16g)	1979
	2.00	Mike Martin (32ret/16g)	1985

GAME	7	Tony Davis, Nov. 27, 1977 vs. N.Y. Giants
	7	Craig Yeast, Sept. 10, 2000 vs. Cleveland
	6	3 times; most recent: John Simmons, Nov. 20, 1983 vs. Houston

— TOTAL YARDS —

CAREER	1,201	Lemar Parrish	1970-77
	1,104	Mike Martin	1983-89
	778	Tommy Casanova	1972-77
	495	Mitchell Price	1990-93
	482	Corey Sawyer	1994-98

SEASON	376	Mike Martin	1984
	338	Lemar Parrish	1974
	307	Corey Sawyer	1994
	305	Patrick Robinson	1993
	289	Tommy Casanova	1972

GAME	106	Tommy Casanova, Oct. 8, 1972 vs. Denver
	100	Carl Pickens, Sept. 20, 1992 at Green Bay
	95	Lemar Parrish, Oct. 6, 1974 vs. Washington
	94	Lemar Parrish, Sept. 15, 1974 vs. Cleveland
	92	Tony Davis, Dec. 4, 1977 at Kansas City

— LONGEST PUNT RETURNS —

	95	Carl Pickens, Sept. 20, 1992 at Green Bay (TD)
	90	Lemar Parrish, Oct. 6, 1974 vs. Washington (TD)
	86	Craig Yeast, Nov. 21, 1999 vs. Baltimore (TD)
	82	Corey Sawyer, Sept. 25, 1994 at Houston (TD)
	82	Peter Warrick, Dec. 17, 2000 vs. Jacksonville (TD)

KICKOFF RETURNS

— YARDS PER RETURN —

CAREER*	24.7	Lemar Parrish (60-1,481)	1970-77
	24.5	Tremain Mack (146-3,583)	1997-2000
	23.8	Willie Shelby (49-1,164)	1976-77
	22.7	David Dunn (104-2,361)	1995-98
	22.5	Paul Robinson (41-922)	1968-71

*Minimum 40 returns

SEASON*	27.1	Tremain Mack (51-1,382)	1999
	25.9	Tremain Mack (45-1,165)	1998
	25.4	Willie Shelby (30-761)	1976
	24.8	Bernard Jackson (21-520)	1973
	24.2	Bernard Jackson (21-509)	1972

*Minimum 1.25 returns per game in season

— TOTAL RETURNS —

CAREER	146	Tremain Mack	1997-2000
	136	Stanford Jennings	1984-90
	115	Eric Ball	1989-94
	104	David Dunn	1995-98
	97	Bernard Jackson	1972-76

SEASON	55	Deacon Turner	1979
	51	Tremain Mack	1999
	50	David Dunn	1995
	50	Tremain Mack	2000
	48	Mike Martin	1985

GAME	8	Eric Bieniemy, Nov. 30, 1997 at Philadelphia
	7	7 times; most recent: Tremain Mack, Nov. 7, 1999 at Seattle

— TOTAL YARDS —

CAREER	3,583	Tremain Mack	1997-2000
	2,752	Stanford Jennings	1984-90
	2,474	Eric Ball	1989-94
	2,361	David Dunn	1995-98
	2,355	Bernard Jackson	1972-76

SEASON	1,382	Tremain Mack	1999
	1,165	Tremain Mack	1998
	1,149	Deacon Turner	1979
	1,104	Mike Martin	1985
	1,092	David Dunn	1995

GAME	212	Tremain Mack, Nov. 1, 1998 vs. Denver
	201	Eric Bieniemy, Oct. 26, 1997 at N.Y. Giants
	192	Stanford Jennings, Nov. 13, 1988 at Kansas City
	189	Tremain Mack, Sept. 27, 1998 at Baltimore
	189	Tremain Mack, Dec. 5, 1999 vs. San Francisco

— LONGEST KICKOFF RETURNS —

	102	Eric Bieniemy, Oct. 26, 1997 at N.Y. Giants (TD)
	99	Tremain Mack, Nov. 14, 1999 vs. Tenn. (TD)
	98	Stanford Jennings, Nov. 13, 1988 at K.C. (TD)
	97	Willie Shelby, Oct. 3, 1976 at Cleveland (TD)
	97	Tremain Mack, Sept. 27, 1998 at Baltimore (TD)
	95	Lemar Parrish, Nov. 8, 1970 at Buffalo (TD)
	94	Tim McGee, Oct. 23, 1986 vs. Minnesota
	90	David Dunn, Nov. 10, 1996 vs. Pittsburgh (TD)

INTERCEPTIONS

— NUMBER —

CAREER	65	Ken Riley	1969-83
	33	Louis Breeden	1978-87
	31	David Fulcher	1986-92
	25	Lemar Parrish	1970-77
	17	Tommy Casanova	1972-77

SEASON	9	Ken Riley	1976
(Total)	8	Ken Riley	1983
	8	David Fulcher	1989
	8	Ashley Ambrose	1996

SEASON	0.64	Ken Riley (9int/14g)	1976
(Avg. per game)	0.55	Ken Riley (5int/9g)	1982
	0.50	Ken Riley (8int/16g)	1983
	0.50	David Fulcher (8int/16g)	1989
	0.50	Ashley Ambrose (8int/16g)	1996

GAME	3	Lemar Parrish, Dec. 17, 1972 at Houston
	3	Ken Riley, Dec. 12, 1976 at N.Y. Jets
	3	Louis Breeden, Dec. 14, 1980 at Chicago
	3	Ken Riley, Nov. 28, 1982 vs. L.A. Raiders
	3	David Fulcher, Oct. 1, 1989 at Kansas City
	3	David Fulcher, Dec. 17, 1989 vs. Houston

— RETURN YARDAGE —

CAREER	596	Ken Riley	1969-83
	558	Louis Breeden	1978-87
	354	Lemar Parrish	1970-77
	305	Ray Griffin	1978-84
	276	Tommy Casanova	1972-77

SEASON	167	Ray Griffin	1979
(Total)	145	Louis Breeden	1981
	141	Ken Riley	1976
	126	Darryl Williams	1993
	121	Ray Horton	1983

SEASON	10.4	Ray Griffin (167yds/16g)	1979
(Avg. per game)	10.1	Ken Riley (141yds/14g)	1976
	9.8	Ken Riley (88yds/9g)	1982
	9.1	Louis Breeden (145yds/16g)	1981

— LONGEST RETURNS —

102	Louis Breeden, Nov. 8, 1981 at San Diego (TD)
97	Darryl Williams, Nov. 7, 1993 vs. Pittsburgh (TD)
96	Ray Griffin, Nov. 11, 1979 vs. San Diego (TD)
70	Harry Gunner, Oct. 26, 1969 at Kansas City (TD)
70	Louis Breeden, Nov. 11, 1984 at Pittsburgh

— INTERCEPTIONS RETURNED FOR TDs —

CAREER	5	Ken Riley	1969-83
	4	Lemar Parrish	1970-77

SEASON	2	Lemar Parrish	1972
	2	Tommy Casanova	1976
	2	Scott Perry	1978
	2	Ray Griffin	1980
	2	Ken Riley	1983

GAME	2	Lemar Parrish, Dec. 17, 1972 at Houston
-------------	---	---

SACKS

CAREER	83.5	Eddie Edwards	1977-88
	62.5	Reggie Williams	1976-89
	59.0	Ross Browner	1978-86
	49.0	Mike Reid	1970-74
	45.5	Ron Carpenter	1970-76

SEASON	22.0	Coy Bacon	1976
	13.0	Mike Reid	1973
	13.0	Ron Carpenter	1974
	13.0	Eddie Edwards	1983

GAME	5.0	Mike Reid, Oct. 15, 1972 at Kansas City
	5.0	Eddie Edwards, Dec. 21, 1980 vs. Cleveland
	4.0	Andy Rice, Oct. 20, 1968 vs. Miami
	4.0	Andy Rice, Nov. 17, 1969 at Miami
	4.0	Alfred Williams, Oct. 16, 1994 at Pittsburgh

BENGALS TEAM RECORDS

(REGULAR SEASON)

WINS/LOSSES

— GAMES WON —

SEASON	12	1981
	12	1988
	11	1975

— WINNING PERCENTAGE —

SEASON	.786 (11-3)	1975
	.750 (12-4)	1981
	.750 (12-4)	1988

— CONSECUTIVE GAMES WON —

ALL GAMES	8	1970 (7) & 1971 (1)
	7	1973 (6) & 1974 (1)

HOME GAMES	10	1988 (8) & 1989 (2)
	9	1975 (3) & 1976 (6)
	8	1973 (7) & 1974 (1)

ROAD GAMES	4	1973 (2) & 1974 (2)
	4	1975
	4	1981

ONE SEASON	7	1970 (Gms. 8-14)
	6	1973 (Gms. 9-14)
	6	1975 (Gms. 1-6)
	6	1988 (Gms. 1-6)

— GAMES LOST —

SEASON	13	1991
	13	1993
	13	1994
	13	1998

— LOWEST WINNING PERCENTAGE —

SEASON	.188 (3-13)	1991
	.188 (3-13)	1993
	.188 (3-13)	1994
	.188 (3-13)	1998

— CONSECUTIVE GAMES LOST —

ALL GAMES	11	1992 (1) & 1993 (10)
	9	1977 (1) & 1978 (8)
	9	1993 (1) & 1994 (8)
	9	1998 (Games 6-14)

HOME GAMES	11	1998 (5) & 1999 (6)
	6	1987
	6	1992 (1) & 1993 (5)

ROAD GAMES	15	1992 (3), 1993 (8) & 1994 (4)
	10	1979 (8) & 1980 (2)
	10	1990 (2) & 1991 (8)

ONE SEASON	10	1993 (Gms. 1-10)
	9	1998 (Gms. 6-14)
	8	3 times; most recent: 1994 (Gms. 1-8)

SCORING

— POINTS —

SEASON	448	1988
	441	1985
	421	1981
	409	1986
	404	1989

GAME	61 — Dec. 17, 1972 at Houston
	61 — Dec. 17, 1989 vs. Houston
	56 — Oct. 29, 1989 vs. Tampa Bay
	55 — Nov. 6, 1983 at Houston

HALF	45 — Dec. 17, 1972 at Houston (2nd half)
	41 — Dec. 21, 1975 vs. San Diego (1st half)
	38 — Dec. 20, 1970 vs. Boston (1st half)
	38 — Nov. 20, 1983 vs. Houston (1st half)

QUARTER	28 — Dec. 17, 1972 at Houston (4th qtr)
	28 — Oct. 23, 1988 vs. Houston (1st qtr)
	28 — Nov. 19, 1989 vs. Detroit (2nd qtr)
	27 — Oct. 5, 1986 at Green Bay (2nd qtr)
	27 — Dec. 21, 1975 vs. San Diego (1st qtr)
Note: Bengals' highest point total in a 3rd quarter is 21 on five occasions, most recently on Dec. 17, 1989 vs. Houston.	

— POINTS ALLOWED —

SEASON	460	1999
	452	1998
	437	1985
	435	1991
	421	1979

GAME	51 — Sept. 9, 1979 at Buffalo
	50 — Dec. 20, 1982 at San Diego
	49 — Nov. 19, 1995 vs. Pittsburgh
	48 — Oct. 14, 1990 at Houston
	48 — Nov. 26, 2000 vs. Pittsburgh

— FEWEST POINTS ALLOWED —

SEASON	177	1982 (9 games)
(Total)	210	1976
	229	1972
	231	1973
	235	1977

SEASON	15.0	1976
(Avg. per game)	16.4	1972
	16.5	1973
	16.8	1977
	17.6	1975

GAME	0 — 7 times; most recent: Dec. 3, 1989 at Cleveland
------	---

— TOUCHDOWNS —

SEASON	59	1988
	53	1985
	52	1989
	51	1981
	51	1986

GAME	8 — Oct. 29, 1989 vs. Tampa Bay
	8 — Dec. 17, 1989 vs. Houston
	7 — 6 times; most recent: Dec. 21, 1986 vs. N.Y. Jets

— RUSHING TOUCHDOWNS —

SEASON	27	1988
	24	1983
	24	1986
	23	1979
	23	1997

GAME

5 — Nov. 6, 1983 at Houston
5 — Oct. 23, 1988 vs. Houston
4 — 7 times; most recent: Dec. 12, 1999 vs. Cleveland

— PASSING TOUCHDOWNS —

SEASON	32	1989
	31	1985
	30	1981
	29	1995
	28	1988

GAME	6 — Oct. 29, 1989 vs. Tampa Bay
	5 — Dec. 17, 1989 vs. Houston
	5 — Dec. 21, 1986 vs. N.Y. Jets

— TDs BY RETURN & RECOVERY —

SEASON	6	1970
	6	1976
	5	1972
	5	1978
	5	1983

GAME	3 — Nov. 8, 1970 at Buffalo
	3 — Dec. 17, 1972 at Houston
	3 — Sept. 3, 1978 vs. Kansas City
	2 — 7 times

— FIELD GOALS —

SEASON	29	1995
(Total)	28	1994
	27	1972
	25	1970
	25	1987

SEASON	1.93	1972
(Avg. per game)	1.81	1995
	1.79	1970
	1.75	1994
	1.56	1987

GAME	6 — Nov. 6, 1994 at Seattle
	5 — 5 times; most recent: Sept. 3, 1995 at Indianapolis

— POINTS AFTER TOUCHDOWN —

SEASON	56	1988
	50	1986
	50	1989
	49	1981
	49	1985

GAME	8 — Oct. 29, 1989 vs. Tampa Bay
	7 — 5 times

— SAFETIES —

SEASON	3	1993
	2	4 times; most recent: 1995
GAME	1	25 times

NET TOTAL OFFENSE

— YARDS GAINED —

SEASON	6,490	1986
	6,101	1989
	6,057	1988
	5,968	1981
	5,900	1985

GAME	621 — Dec. 21, 1986 vs. N.Y. Jets
	584 — Dec. 7, 1986 at New England
	584 — Dec. 17, 1989 vs. Houston
	571 — Nov. 22, 1981 vs. Denver
	570 — Dec. 8, 1985 vs. Dallas

— FIRST DOWNS —

SEASON	361	1981
	351	1988
	348	1986
	348	1989

GAME	35 — Dec. 17, 1989 vs. Houston
	34 — Nov. 17, 1975 vs. Buffalo
	34 — Dec. 7, 1975 at Philadelphia
	34 — Nov. 27, 1988 vs. Buffalo
	34 — Dec. 4, 1997 vs. Tennessee

NET TOTAL DEFENSE

— FEWEST YARDS ALLOWED —

SEASON	2,893	1982 (9 games)
(Total)	3,552	1972
	3,670	1976
	3,705	1973
	3,906	1971

SEASON	253.3	1972
(Avg. per game)	262.1	1976
	264.6	1973
	270.4	1983
	279.0	1971

RUSHING

— YARDS GAINED —

SEASON	2,710	1988
	2,533	1986
	2,483	1989
	2,329	1979

GAME	407 — Oct. 22, 2000 vs. Denver
	300 — Dec. 7, 1986 at New England
	292 — Dec. 3, 2000 vs. Arizona
	279 — Dec. 12, 1999 vs. Cleveland
	276 — Dec. 4, 1997 vs. Tennessee

— ATTEMPTS —

SEASON	563	1988
	580	1979
	542	1983

GAME	51 — Oct. 11, 1987 at Seattle
	55 — Oct. 14, 1973 vs. Pittsburgh
	55 — Dec. 4, 1983 at Pittsburgh

— AVERAGE YARDS PER ATTEMPT —

SEASON	4.9	1986
	4.8	1988
	4.69	1989
	4.67	2000
	4.640	1999
	4.636	1971

PASSING

— NET YARDS GAINED —

SEASON	3,995	1981
(Total)	3,957	1986
	3,753	1995
	3,717	1985
	3,618	1989

SEASON	259.9	1982
(Avg. per game)	249.7	1981
	247.3	1986
	234.6	1995
	232.3	1985

GAME	483 — Oct. 7, 1990 at L.A. Rams
	447 — Nov. 19, 1989 vs. Detroit
	441 — Nov. 17, 1975 vs. Buffalo
	416 — Dec. 21, 1986 vs. N.Y. Jets

— COMPLETIONS —

SEASON	334	1995
	332	1981
	316	1996
	307	1998

GAME	40 — Dec. 20, 1982 at San Diego
	33 — Nov. 19, 1989 vs. Detroit
	32 — Nov. 10, 1991 vs. Pittsburgh

— ATTEMPTS —

SEASON	586	1995
	563	1996
	550	1981
	548	1999

GAME	56 — Dec. 20, 1982 at San Diego
	54 — Dec. 25, 1989 at Minnesota
	53 — Nov. 22, 1987 vs. Pittsburgh

— HAD INTERCEPTED —

SEASON	30	1978
	25	1980
	23	1990
	22	1984

GAME	5 — 5 times; most recent: Oct. 1, 1978 at S.F.
------	--

INTERCEPTIONS

SEASON	34	1996
	27	1971
	26	1976
	25	1984

GAME	6 — Nov. 28, 1971 vs. San Diego
	6 — Dec. 12, 1976 at N.Y. Jets

PENALTIES

— FEWEST PENALTIES INCURRED —

SEASON	50	1969
	55	1968
	56	1982 (9 games)
	69	1998

— LEAST PENALTY YDG. INCURRED —

SEASON	475	1982 (9 games)
(Total)	556	1969

SEASON	38.6	1994
(Avg. per game)	38.8	1998

— MOST PENALTIES INCURRED —

SEASON	126	1999
	118	1980

GAME	16 — Oct. 6, 1985 vs. N.Y. Jets
	16 — Nov. 7, 1999 at Seattle
	15 — 3 times; most recent: Nov. 21, 1999 vs. Baltimore

— MOST PENALTY YDG. INCURRED —

SEASON	1,027	1999
(Total)	956	1978

SEASON	65.8	1971
(Avg. per game)	64.2	1999

GAME	133 — Oct. 1, 1978 at San Francisco
	132 — Nov. 1, 1987 vs. Houston

OPPONENTS SINGLE-GAME RECORDS VS. BENGALS

(Compiled by Jim Blount)

— POINTS —

- 24 Roland Hooks, Sept. 9, 1979 at Buffalo (4 rush TD)
- 24 Az-Zahir Hakim, Oct. 3, 1999 vs. St. Louis (3 rec. TD, 1 PR TD)
- 19 Pat Leahy, Sept. 16, 1984 at N.Y. Jets (5 FG, 4 PAT)

— TOUCHDOWNS —

- 4 Roland Hooks, Sept. 9, 1979 at Buffalo (4 rush TD)
- 4 Az-Zahir Hakim, Oct. 3, 1999 vs. St. Louis (3 rec. TD, 1 PR TD)

— FIELD GOALS —

- 5 Pat Leahy, Sept. 16, 1984 at N.Y. Jets (5-for-5)
- 5 Nick Lowery, Nov. 13, 1988 at Kansas City (5-for-5)
- 5 Rich Karlis, Dec. 25, 1989 at Minnesota (5-for-6)
- 5 Matt Stover, Oct. 29, 1995 vs. Cleveland (5-for-5)
- 5 Matt Stover, Dec. 26, 1999 at Baltimore (5-for-5)

— LONGEST FIELD GOALS —

- 60 Steve Cox, Oct. 21, 1984 vs. Cleveland
- 54 Eddie Murray, Dec. 11, 1983 vs. Detroit
- 53 Raul Allegre, Oct. 2, 1983 vs. Baltimore
- 53 Dean Biasucci, Sept. 12, 1993 vs. Indianapolis
- 53 Michael Husted, Oct. 8, 1995 at Tampa Bay

— RUSHING YARDS —

- 227 Priest Holmes, Nov. 22, 1998 vs. Baltimore (36 att)
- 215 Terrell Davis, Sept. 21, 1997 at Denver (27 att)
- 202 Earl Campbell, Oct. 26, 1980 at Houston (27 att)
- 202 Freeman McNeil, Jan. 9, 1983 vs. N.Y. Jets (playoffs) (21 att)
- 197 O.J. Simpson, Nov. 17, 1975 vs. Buffalo (17 att)
- 185 Barry Sanders, Sept. 13, 1998 at Detroit (26 att)
- 182 Greg Pruitt, Dec. 17, 1978 vs. Cleveland (22 att)
- 182 Earl Campbell, Oct. 4, 1981 at Houston (37 att)
- 181 Eddie George, Oct. 8, 2000 vs. Tennessee (36 att)
- 180 Eric Pegrum, Dec. 26, 1993 vs. Atlanta (37 att)

— RUSHING ATTEMPTS —

- 45 Jamie Morris, Dec. 17, 1988 vs. Washington-OT (152 yds)
- 41 Franco Harris, Oct. 17, 1976 at Pittsburgh (143 yds)
- 40 Adrian Murrell, Sept. 28, 1997 vs. N.Y. Jets (156 yds)

— RUSHING TOUCHDOWNS —

- 4 Roland Hooks, Sept. 9, 1979 at Buffalo
- 3 several times

— PASSING YARDS —

- 513 Phil Simms, Oct. 13, 1985 vs. N.Y. Giants (40 of 62)
- 450 Dan Marino, Oct. 1, 1995 vs. Miami (33 of 48)
- 437 Jeff Garcia, Dec. 5, 1999 vs. San Francisco (33 of 49)
- 435 Dan Fouts, Dec. 20, 1982 at San Diego (25 of 40)
- 392 Jim Kelly, Oct. 21, 1991 at Buffalo (18 of 27)

— PASS ATTEMPTS —

- 62 Phil Simms, Oct. 13, 1985 vs. N.Y. Giants (40 of 62)
- 54 Jerry Rhome, Dec. 13, 1970 at Houston (27 of 54)
- 53 Troy Aikman, Dec. 14, 1997 vs. Dallas (28 of 53)

— PASS COMPLETIONS —

- 40 Phil Simms, Oct. 13, 1985 vs. N.Y. Giants (40 of 62)
- 33 Dan Marino, Oct. 1, 1995 vs. Miami (33 of 48)
- 31 Brett Favre, Dec. 3, 1995 at Green Bay (31 of 43)

— TOUCHDOWN PASSES —

- 5 Warren Moon, Oct. 14, 1980 at Houston
- 5 Jim Kelly, Oct. 21, 1991 at Buffalo
- 5 Warren Moon, Oct. 11, 1992 vs. Houston

— PASSES HAD INTERCEPTED —

- 5 Daryle Lamonica, Nov. 2, 1969 vs. Oakland (44 passes)
- 4 several times

— PASS RECEPTIONS —

- 14 Jimmy Smith, Jan. 2, 2000 at Jacksonville (165 yds)
- 13 Art Monk, Dec. 15, 1985 at Washington (230 yds)
- 12 Mark Bavaro, Oct. 13, 1985 vs. N.Y. Giants (176 yds)

— RECEIVING YARDS —

- 260 Wes Chandler, Dec. 20, 1982 at San Diego (10 catches)
- 230 Art Monk, Dec. 15, 1985 at Washington (230 catches)
- 220 James Lofton, Oct. 21, 1991 at Buffalo (8 catches)
- 215 Jerry Rice (S.F.), Jan. 22, 1989 (Super Bowl XXIII) (11 catches)
- 198 Roger Carr, Sept. 19, 1976 at Baltimore (6 catches)

— RECEIVING TOUCHDOWNS —

- 3 Warren Wells, Dec. 7, 1969 at Oakland
- 3 Roger Carr, Sept. 19, 1976 at Baltimore
- 3 Haywood Jeffries, Oct. 11, 1992 vs. Houston
- 3 Haywood Jeffries, Nov. 14, 1993 vs. Houston
- 3 Az-Zahir Hakim, Oct. 3, 1999 vs. St. Louis

— INTERCEPTIONS —

- 3 Mike Wagner, Oct. 28, 1973 at Pittsburgh
- 3 Lee Roy Jordan, Nov. 4, 1973 at Dallas
- 3 Anthony Leonard, Oct. 1, 1978 at San Francisco
- 3 Todd Scott, Sept. 27, 1992 vs. Minnesota

— LONGEST INTERCEPTION RETURNS —

- 98 Darrol Ray, Jan. 9, 1983 vs. N.Y. Jets (playoffs) (TD)
- 76 Clay Matthews (36 yds), lateral to Carl Hairston (40), Dec. 13, 1987 at Cleveland
- 74 George Teague, Dec. 3, 1995 at Green Bay

— TOTAL PUNTS —

- 12 Bill Van Heusen, Oct. 6, 1968 at Denver (532 yds)
- 12 Josh Miller, Oct. 15, 2000 at Pittsburgh (526 yds)

— LONGEST PUNTS —

- 74 Dan Pastorini, Oct. 24, 1976 at Houston
- 72 Brian Hansen, Oct. 17, 1993 vs. Cleveland
- 72 Sean Landeta, Sept. 20, 1998 vs. Green Bay

— TOTAL KICKOFF RETURNS —

- 7 Al Hunter, Sept. 25, 1977 vs. Seattle (146 yds)
- 7 Dino Hall, Nov. 29, 1981 at Cleveland (169 yards)

— KICKOFF RETURN YARDS —

- 169 Dino Hall, Nov. 29, 1981 at Cleveland (7 ret)
- 166 Darren Lewis, Nov. 8, 1992 at Chicago (4 ret)
- 165 Rod Woodson, Sept. 17, 1989 vs. Pittsburgh (4 ret)

— LONGEST KICKOFF RETURNS —

- 105 Mercury Morris, Sept. 14, 1969 vs. Miami (TD)
- 103 Bob Gresham, Sept. 23, 1973 vs. Houston (TD)
- 100 Max Anderson, Sept. 22, 1998 vs. Buffalo (TD)
- 100 Jon Vaughn, Dec. 20, 1992 vs. New England (TD)

— TOTAL PUNT RETURNS —

- 7 Jon Stagers, Sept. 26, 1971 at Pittsburgh (92 yds)

— PUNT RETURN YARDS —

- 127 Billy (White Shoes) Johnson, Oct. 5, 1975 at Houston (6 ret)
- 115 Eric Metcalf, Sept. 4, 1994 vs. Cleveland (4 ret)
- 112 Lynn Swann, Dec. 14, 1974 at Pittsburgh (3 ret)

— LONGEST PUNT RETURNS —

- 92 Eric Metcalf, Sept. 4, 1994 vs. Cleveland (TD)
- 87 Jermaine Lewis, Sept. 27, 1998 at Baltimore (TD)
- 85 Eric Metcalf, Nov. 2, 1997 vs. San Diego (TD)

SECTION 6



MEDIA & NFL INFO

MEDIA INFORMATION

Cincinnati Bengals

One Paul Brown Stadium
Cincinnati, Ohio 45202
Switchboard: (513) 621-3550
Ticket Office: (513) 621-TDIO (8383)
FAX: (513) 621-3570

Jack Brennan

Public Relations Director
Direct: (513) 455-8347

Patrick J. Combs

Assistant Public Relations Director
Direct: (513) 455-8349

Inky Moore

Public Relations Assistant
Direct: (513) 455-8348

Training Camp (July 20-Aug. 24)

Georgetown (Ky.) College
100 Stadium Drive
Georgetown, KY 40324
Switchboard: (502) 868-6300
Media Room (Press Box): (502) 868-6351
Public Relations FAX: (502) 868-6545

— GAME DAYS —

CREDENTIALS FOR HOME GAMES: To receive a media credential for a Bengals game, one must be a member of an accredited news organization with a legitimate working function that requires access to the stadium. No one under 18 years old may use a credential. Interns of news organizations are not permitted to use credentials without prior clearance from the Bengals' public relations department. Media are not permitted to have guests of any kind (executives, sponsors, advertisers, friends, family, etc.) in secured areas of the stadium (in the press box/booth area, on the field, in the locker rooms, etc.) at any time. Credential privileges can and will be revoked if any of these policies are not honored. Credential use is monitored. All credential requests should be made in writing on company letterhead by the media organization's manager — the sports editor of a newspaper, for example, or the sports director of a TV or radio station. Place all requests to the attention of Bengals public relations director Jack Brennan. All requests should be faxed (513-621-3570) by 5 p.m. on the Mondays preceding the games. Please specify the types of credentials required — reporter, photographer or otherwise — and note whether locker room access is necessary. Also note whether you wish to have the credentials mailed or left at will call. All credentials are non-transferable.

MEDIA WILL CALL/MEDIA ENTRANCE: Will call is located on the plaza on the north side of the stadium (the downtown side) between Gates B and C. Press box media must enter Gate B on the northwest side. Sideline media can enter Gate B, or they may enter at the southwest truck dock. Sideline media must report to the Bengals' arm band check-in table, located just outside the media room on field level next to the southwest security office (straight inside the southwest truck dock entrance). Sideline media must have a sideline arm band to access the sidelines during games.

PRESS BOX/BOOTH: To reach the press box/booth area, enter Gate B on north side of stadium (the downtown side), turn right and follow the concourse. Descend the concourse stairs on the west side of the stadium. The elevators are located on the right immediately after the glass wall and escalator. Take an elevator to CS (Club Suite) Level. The press box/booth area is adjacent to the elevators.

TELEPHONES IN THE PRESS BOX: In most cases, it is not necessary to order individual telephone lines for games. There are more than two dozen general-use telephones (analog only) located throughout the press box seating area. They provide free local calls, but require an 800 number for long distance service. In addition, four general-use telephones are located in the work room behind the third row of the press box. If it is necessary to arrange for a dedicated telephone line in the press box, please contact Bengals assistant public relations director PJ Combs at (513) 621-3550 no later than 5 p.m. on the Tuesday before the game.

POSTGAME INTERVIEWS/LOCKER ROOM ACCESS: For media with locker room access, the locker rooms are opened for interviews with players and coaches within 12 minutes after the conclusion of a game. Both the Bengals' locker room and the visitors' locker room have interview rooms for the head coaches' post-game news conferences and any star players' post-game news conferences. Both interview rooms include built-in multi-box systems for television and radio reporters. Television reporters must set up tripods in the back of the interview rooms. Since both interview rooms have direct-access entrances separate from the locker rooms, TV/radio media can access the rooms anytime before a game to set up equipment for use after the game.

CREDENTIALS FOR AWAY GAMES: Place all requests to the attention of Bengals public relations director Jack Brennan. All requests should be faxed (513-621-3570) no later than 10 days before the game. Please specify the types of credentials required — reporter, photographer or otherwise — and note whether locker room access is necessary. Media from outside the Greater Cincinnati region should submit requests to the home team.

HOTEL ACCOMMODATIONS FOR AWAY GAMES: Place all requests to Bengals business manager Bill Connelly no later than 5 p.m. on the Tuesdays before the games. Please note the types of accommodations required.

— DURING THE WEEK —

MEDIA ROOM: The Bengals have a media workroom at Paul Brown Stadium that is available for media use during business hours. Countertop space, electrical outlets and telephones (analog only) are available.

PRACTICES: All practices are open to the media. Call the Bengals' public relations department for practice times. Media must stand at least eight yards behind the sidelines. Television stations and visiting networks may only film the individual warm-up drills during the first 15 minutes of practice. Use of tripods is permitted, but all photographers and videographers are required to stand behind the line of scrimmage during all downfield drills. No equipment of any kind may be placed on the ground.

HEAD COACH INTERVIEWS: The Bengals' head coach is available for interviews in a news conference setting at scheduled times during the week. Call the Bengals' public relations department for times. The Bengals' news conference room includes a built-in multi-box system for television and radio reporters.

LOCKER ROOM/PLAYER INTERVIEWS: The team's locker room at Paul Brown Stadium is open to the media at scheduled times during the week. Call the Bengals' public relations department for times.

TV INTERVIEW ROOM: An interview room for television reporters is available upon request. The room has chairs and electrical outlets for lighting. Background materials are not provided.

BENGALS TV, RADIO & INTERNET



PAUL KEELS



ANTHONY MUNOZ



BRAD JOHANSEN



DAVE LAPHAM



GEOFF HOBSON

— BENGALS PRESEASON TELEVISION —

Paul Keels and Anthony Munoz will team up again in the broadcast booth for this season's games on the Bengals Preseason TV Network. Keels will do play-by-play, with Munoz as the analyst.

For the 13th time in the past 14 years, Cincinnati's WKRC-TV (Channel 12) will be the flagship station of the network. Also on the network are WDTN-TV (Channel 2) in Dayton and WBNS-TV (Channel 10) in Columbus.

Keels, a Cincinnati native, is also currently the voice of the Ohio State Buckeyes for football and basketball. He was the University of Cincinnati's primary football and basketball broadcaster over a period from 1989-98, and was the Bengals' play-by-play voice on radio in 1996.

Munoz, Bengals' Hall of Fame offensive tackle, will be in his fourth season as preseason analyst.

— BENGALS WEEKLY TV SHOW —

The Bengals produce a weekly television show — *Bengals Weekly* — that will air every Sunday morning during the 2001 NFL regular season at 11:30 A.M. on WKRC-TV/Channel 12.

— BENGALS RADIO NETWORK —

Bengals games will be aired this season on three Clear Channel flagship radio stations in the Cincinnati market. All games will be carried by All Sports 1360 Homer (WKCY-AM) and 92.5 The Fox (WOFX-FM). Also, once the Major League Baseball season is over, games will also be aired on 700 WLW-AM. The Bengals Radio Network includes stations across Ohio as well as in Kentucky and West Virginia.

Brad Johansen, former play-by-play voice on Bengals preseason television, returns for his second season on radio play-by-play. Johansen is sports anchor for Cincinnati's WKRC-TV (CBS/Channel 12).

Dave Lapham, a Bengals offensive lineman from 1974-83, is in his 16th consecutive season as the analyst on Bengals radio broadcasts. He also works as an analyst for college games on TV's Fox network.

As of July 2, the Bengals Radio Network included 23 stations:

OHIO		
City	Station	Frequency
Celina	WCSM-FM	96.7
Chillicothe	WBEX-AM	1490
Cincinnati	WKCY-AM	1360
	WOFX-FM	92.5
	WLW-AM	700
Columbus	WTVN-AM	610
Dayton	WTUE-FM	104.7
Findlay	WFIN-AM	1330
Hillsboro	WSRW-AM	1590
Ironton	WIRO-AM	1230
Kenton	WKTN-FM	95.3
Lima	WIMA-AM	1150
Marietta	WMOA-AM	1490
Middleport	WMPO-AM	1390

OHIO (cont'd)		
City	Station	Frequency
Portsmouth	WIOI-AM	1010
Uhrichsville	WBTC-AM	1540
Washington Court House	WMXV-AM	1250
KENTUCKY		
Cynthiana	WCYN-FM	102.3
Danville	WHIR-AM	1230
Frankfort	WFKY-AM	1490
Lexington	WSNE-AM	1580
Louisville	WXXA-AM	970
WEST VIRGINIA		
Huntington	WVHU-AM	800

— WWW.BENGALS.COM —

The club's official Web site, *bengals.com*, offers a variety of features, including up-to-the-down live coverage of every game, complete with news stories, sidebars, and analysis. During the season, the site provides breaking news, daily team updates and notes, as well as in-depth conversations with players and coaches, analysis of the upcoming game, and commentary. Geoff Hobson, former Bengals beat reporter for *The Cincinnati Post* and later for *The Cincinnati Enquirer*, is the Web site editor. *Bengals.com* also provides live audio coverage of head coach Dick LeBeau's news conferences during the week, as well as post-game press conferences. During the week, the site hosts audio one-on-one interviews with players and coaches.

Also available on *bengals.com* are the club's roster, depth chart, biographies of coaches and players, as well as information regarding tickets, cheerleaders and Paul Brown Stadium.

2001 NFL REGULAR SEASON SCHEDULE (All times Eastern)

WEEK 1

SUNDAY, SEPTEMBER 9

Carolina at Minnesota	1:00
Chicago at Baltimore	1:00
Detroit at Green Bay	1:00
Indianapolis at N.Y. Jets	1:00
New England at Cincinnati	1:00
New Orleans at Buffalo	1:00
Oakland at Kansas City	1:00
Pittsburgh at Jacksonville	1:00
Seattle at Cleveland	1:00
Tampa Bay at Dallas	1:00
Atlanta at San Francisco	4:15
St. Louis at Philadelphia	4:15
Washington at San Diego	4:15
Miami at Tennessee	8:30

MONDAY, SEPTEMBER 10

N.Y. Giants at Denver	9:00
-----------------------	------

(OPEN DATE: Arizona)

WEEK 2

SUNDAY, SEPTEMBER 16

Arizona at Washington	1:00
Buffalo at Miami	1:00
Cincinnati at Tennessee	1:00
Dallas at Detroit	1:00
Denver at Indianapolis	1:00
Green Bay at N.Y. Giants	1:00
New England at Carolina	1:00
Philadelphia at Tampa Bay	1:00
San Francisco at New Orleans	1:00
Atlanta at St. Louis	4:05
Jacksonville at Chicago	4:15
Kansas City at Seattle	4:15
N.Y. Jets at Oakland	4:15
Cleveland at Pittsburgh	8:30

MONDAY, SEPTEMBER 17

Minnesota at Baltimore	9:00
------------------------	------

(OPEN DATE: San Diego)

WEEK 3

SUNDAY, SEPTEMBER 23

Baltimore at Cincinnati	1:00
Buffalo at Indianapolis	1:00
Carolina at Atlanta	1:00
Detroit at Cleveland	1:00
Minnesota at Chicago	1:00
N.Y. Giants at Kansas City	1:00
Oakland at Miami	1:00
San Diego at Dallas	1:00
Tennessee at Jacksonville	1:00
N.Y. Jets at New England	4:05
Philadelphia at Seattle	4:15
St. Louis at San Francisco	4:15
Denver at Arizona	8:30

MONDAY, SEPTEMBER 24

Washington at Green Bay	9:00
-------------------------	------

(OPEN DATES: New Orleans, Pittsburgh, Tampa Bay)

WEEK 4

SUNDAY, SEPTEMBER 30

Green Bay at Carolina	1:00
Indianapolis at New England	1:00
Kansas City at Washington	1:00
Miami at St. Louis	1:00
New Orleans at N.Y. Giants	1:00
Pittsburgh at Buffalo	1:00
Tampa Bay at Minnesota	1:00
Atlanta at Arizona	4:05
Baltimore at Denver	4:15
Cincinnati at San Diego	4:15
Cleveland at Jacksonville	4:15
Seattle at Oakland	4:15
Dallas at Philadelphia	8:30

MONDAY, OCTOBER 1

San Francisco at N.Y. Jets	9:00
----------------------------	------

(OPEN DATES: Chicago, Detroit, Tennessee)

WEEK 5

SUNDAY, OCTOBER 7

Arizona at Philadelphia	1:00
Chicago at Atlanta	1:00
Cincinnati at Pittsburgh	1:00
Minnesota at New Orleans	1:00
New England at Miami	1:00
San Diego at Cleveland	1:00
Tennessee at Baltimore	1:00
Washington at N.Y. Giants	1:00
Jacksonville at Seattle	4:05
Kansas City at Denver	4:05
N.Y. Jets at Buffalo	4:05
Green Bay at Tampa Bay	4:15
Carolina at San Francisco	8:30

MONDAY, OCTOBER 8

St. Louis at Detroit	9:00
----------------------	------

(OPEN DATES: Dallas, Indianapolis, Oakland)

WEEK 6

SUNDAY, OCTOBER 14

Arizona at Chicago	1:00
Baltimore at Green Bay	1:00
Cleveland at Cincinnati	1:00
Detroit at Minnesota	1:00
New Orleans at Carolina	1:00
N.Y. Giants at St. Louis	1:00
Pittsburgh at Kansas City	1:00
San Diego at New England	1:00
San Francisco at Atlanta	1:00
Tampa Bay at Tennessee	1:00
Miami at N.Y. Jets	4:15
Denver at Seattle	4:15
Oakland at Indianapolis	8:30

MONDAY, OCTOBER 15

Washington at Dallas	9:00
----------------------	------

(OPEN DATES: Buffalo, Jacksonville, Philadelphia)

WEEK 7

THURSDAY, OCTOBER 18

Buffalo at Jacksonville	8:30
-------------------------	------

SUNDAY, OCTOBER 21

Atlanta at New Orleans	1:00
Baltimore at Cleveland	1:00
Carolina at Washington	1:00
Chicago at Cincinnati	1:00
New England at Indianapolis	1:00
Pittsburgh at Tampa Bay	1:00
St. Louis at N.Y. Jets	1:00
Tennessee at Detroit	1:00
Denver at San Diego	4:05
Kansas City at Arizona	4:05
Dallas at Oakland	4:15
Green Bay at Minnesota	4:15

MONDAY, OCTOBER 22

Philadelphia at N.Y. Giants	9:00
-----------------------------	------

(OPEN DATES: Miami, San Francisco, Seattle)

WEEK 8

SUNDAY, OCTOBER 28

Cincinnati at Detroit	1:00
Indianapolis at Kansas City	1:00
Jacksonville at Baltimore	1:00
Minnesota at Tampa Bay	1:00
New Orleans at St. Louis	1:00
N.Y. Jets at Carolina	1:00
San Francisco at Chicago	1:00
Arizona at Dallas	4:05
Buffalo at San Diego	4:15
Miami at Seattle	4:15
New England at Denver	4:15
Oakland at Philadelphia	4:15
N.Y. Giants at Washington	8:30

MONDAY, OCTOBER 29

Tennessee at Pittsburgh	9:00
-------------------------	------

(OPEN DATES: Atlanta, Cleveland, Green Bay)

WEEK 9

SUNDAY, NOVEMBER 4

Baltimore at Pittsburgh	1:00
Carolina at Miami	1:00
Cleveland at Chicago	1:00
Dallas at N.Y. Giants	1:00
Jacksonville at Tennessee	1:00
New England at Atlanta	1:00
Tampa Bay at Green Bay	1:00
Philadelphia at Arizona	4:05
Detroit at San Francisco	4:05
Indianapolis at Buffalo	4:15
Kansas City at San Diego	4:15
Seattle at Washington	4:15
N.Y. Jets at New Orleans	8:30

MONDAY, NOVEMBER 5

Denver at Oakland	9:00
-------------------	------

(OPEN DATES: Cincinnati, Minnesota, St. Louis)

WEEK 10

SUNDAY, NOVEMBER 11

Buffalo at New England	1:00
Carolina at St. Louis	1:00
Cincinnati at Jacksonville	1:00
Dallas at Atlanta	1:00
Green Bay at Chicago	1:00
Kansas City at N.Y. Jets	1:00
Miami at Indianapolis	1:00
Pittsburgh at Cleveland	1:00
Tampa Bay at Detroit	1:00
San Diego at Denver	4:05
Minnesota at Philadelphia	4:15
New Orleans at San Francisco	4:15
N.Y. Giants at Arizona	4:15
Oakland at Seattle	8:30

MONDAY, NOVEMBER 12

Baltimore at Tennessee	9:00
------------------------	------

(OPEN DATE: Washington)

WEEK 11

SUNDAY, NOVEMBER 18

Atlanta at Green Bay	1:00
Chicago at Tampa Bay	1:00
Cleveland at Baltimore	1:00
Indianapolis at New Orleans	1:00
N.Y. Jets at Miami	1:00
Philadelphia at Dallas	1:00
San Francisco at Carolina	1:00
Seattle at Buffalo	1:00
Tennessee at Cincinnati	1:00
Jacksonville at Pittsburgh	4:05
San Diego at Oakland	4:05
Detroit at Arizona	4:15
Washington at Denver	4:15
St. Louis at New England	8:30

MONDAY, NOVEMBER 19

N.Y. Giants at Minnesota	9:00
--------------------------	------

(OPEN DATE: Kansas City)

WEEK 12

THURSDAY, NOVEMBER 22

Green Bay at Detroit	12:30
Denver at Dallas	4:05

SUNDAY, NOVEMBER 25

Atlanta at Carolina	1:00
Baltimore at Jacksonville	1:00
Cincinnati at Cleveland	1:00
Miami at Buffalo	1:00
Pittsburgh at Tennessee	1:00
San Francisco at Indianapolis	1:00
Seattle at Kansas City	1:00
Washington at Philadelphia	1:00
Arizona at San Diego	4:05
New Orleans at New England	4:05
Oakland at N.Y. Giants	4:15
Chicago at Minnesota	8:30

(continued)

MONDAY, NOVEMBER 26

Tampa Bay at St. Louis 9:00
 (OPEN DATE: N.Y. Jets)

WEEK 13**THURSDAY, NOVEMBER 29**

Philadelphia at Kansas City 8:30

SUNDAY, DECEMBER 2

Carolina at New Orleans 1:00
 Denver at Miami 1:00
 Detroit at Chicago 1:00
 Indianapolis at Baltimore 1:00
 Minnesota at Pittsburgh 1:00
 New England at N.Y. Jets 1:00
 St. Louis at Atlanta 1:00
Tampa Bay at Cincinnati 1:00
 Tennessee at Cleveland 1:00
 San Diego at Seattle 4:05
 Arizona at Oakland 4:15
 Dallas at Washington 4:15
 Buffalo at San Francisco 8:30

MONDAY, DECEMBER 3

Green Bay at Jacksonville 9:00
 (OPEN DATE: N.Y. Giants)

WEEK 14**SUNDAY, DECEMBER 9**

Carolina at Buffalo 1:00
 Chicago at Green Bay 1:00
 Cleveland at New England 1:00
 Detroit at Tampa Bay 1:00
Jacksonville at Cincinnati 1:00
 New Orleans at Atlanta 1:00
 N.Y. Giants at Dallas 1:00
 San Diego at Philadelphia 1:00
 San Francisco at St. Louis 1:00
 Tennessee at Minnesota 1:00
 Washington at Arizona 4:05
 Kansas City at Oakland 4:15
 N.Y. Jets at Pittsburgh 4:15
 Seattle at Denver 8:30

MONDAY, DECEMBER 10

Indianapolis at Miami 9:00
 (OPEN DATE: Baltimore)

WEEK 15**SATURDAY, DECEMBER 15**

Arizona at N.Y. Giants 12:30
 Oakland at San Diego 4:00

SUNDAY, DECEMBER 16

Atlanta at Indianapolis 1:00
Cincinnati at N.Y. Jets 1:00
 Denver at Kansas City 1:00
 Jacksonville at Cleveland 1:00
 Minnesota at Detroit 1:00
 New England at Buffalo 1:00
 Philadelphia at Washington 1:00
 Tampa Bay at Chicago 1:00
 Miami at San Francisco 4:05
 Dallas at Seattle 4:15
 Green Bay at Tennessee 4:15
 Pittsburgh at Baltimore 8:30

MONDAY, DECEMBER 17

St. Louis at New Orleans 9:00
 (OPEN DATE: Carolina)

WEEK 16**SATURDAY, DECEMBER 22**

Miami at New England 12:30
 Philadelphia at San Francisco 4:00
 Tennessee at Oakland 9:00

SUNDAY, DECEMBER 23

Buffalo at Atlanta 1:00
 Chicago at Washington 1:00
Cincinnati at Baltimore 1:00
 Cleveland at Green Bay 1:00
 Detroit at Pittsburgh 1:00
 New Orleans at Tampa Bay 1:00
 St. Louis at Carolina 1:00
 San Diego at Kansas City 1:00
 Seattle at N.Y. Giants 1:00
 Dallas at Arizona 4:05

Jacksonville at Minnesota 4:15
 N.Y. Jets at Indianapolis 8:30
 (OPEN DATE: Denver)

WEEK 17**SATURDAY, DECEMBER 29**

Baltimore at Tampa Bay 9:00

SUNDAY, DECEMBER 30

Arizona at Carolina 1:00
 Atlanta at Miami 1:00
 Buffalo at N.Y. Jets 1:00
 Chicago at Detroit 1:00
 Cleveland at Tennessee 1:00
 Indianapolis at St. Louis 1:00
 Kansas City at Jacksonville 1:00
 Minnesota at Green Bay 1:00
Pittsburgh at Cincinnati 1:00
 San Francisco at Dallas 1:00
 N.Y. Giants at Philadelphia 4:05
 Oakland at Denver 4:15
 Seattle at San Diego 4:15
 Washington at New Orleans 8:30
 (OPEN DATE: New England)

POSTSEASON**SATURDAY & SUNDAY, JANUARY 5 & 6**

AFC & NFC Wild Card Playoffs

SATURDAY & SUNDAY, JANUARY 12 & 13

AFC & NFC Divisional Playoffs

SUNDAY, JANUARY 20

AFC & NFC Championship Games

SUNDAY, JANUARY 27

Super Bowl XXXVI at Louisiana Superdome
 in New Orleans

SUNDAY, FEBRUARY 3

AFC-NFC Pro Bowl in Honolulu

NFL REALIGNMENT SET FOR 2002 SEASON

The National Football League will have eight four-team divisions beginning next season, when the Houston Texans begin play:

**AMERICAN FOOTBALL CONFERENCE****EAST**

Buffalo
 Miami
 New England
 New York Jets

NORTH

Baltimore
Cincinnati
 Cleveland
 Pittsburgh

SOUTH

Houston
 Indianapolis
 Jacksonville
 Tennessee

WEST

Denver
 Kansas City
 Oakland
 San Diego

**NATIONAL FOOTBALL CONFERENCE****EAST**

Dallas
 New York Giants
 Philadelphia
 Washington

NORTH

Chicago
 Detroit
 Green Bay
 Minnesota

SOUTH

Atlanta
 Carolina
 New Orleans
 Tampa Bay

WEST

Arizona
 St. Louis
 San Francisco
 Seattle

TRAINING CAMP — GEORGETOWN COLLEGE



Bengals players report July 20 to training camp at Georgetown (Ky.) College.

The training camp facility, officially known as the East Campus Athletic Complex, is one of the finest in use by an NFL team. *Athletic Management*, a national sports management magazine, recognized the facility by awarding it with its 1998 "Excellence in Outdoor Facilities" award.

The Bengals moved their training camp to Georgetown in 1997 after 29 seasons of training at Wilmington (Ohio) College. Georgetown's commitment to meet state-of-the-art standards has brought unprecedented media attention to training camp and has helped the Bengals develop their Central Kentucky fan base.

"There isn't a team in the league that wouldn't like to have its training camp in a facility like this one," said Bengals president and general manager Mike Brown. "The reaction of our players has been dramatic, particularly in regard to how much they appreciated the improved housing as compared to past camps. We feel very comfortable at Georgetown."

The centerpiece of the complex is Rawlings Stadium, which offers permanent stands for 5,000 and

is built in a bowl shape that can accommodate seating for up to 20,000 fans. The stadium is designed to provide fans with a festival-like atmosphere, concessions, merchandise, interactive pavilion areas and promotional activities developed by corporate sponsors. For the team, it features locker rooms and showers, weight and aerobic rooms, training facilities, a press box and guest booths, as well as a field with an advanced playing surface — SportGrass, a combination of both natural grass and synthetic materials.

The facility, located about a one-hour drive south from downtown Cincinnati, also includes a conference center used for coaches' classroom instruction and meals, two additional full-size practice fields, apartment-style resident quads for player housing and executive guest townhouses. The complex joins the college's already existing tennis courts, soccer field and baseball field.

Major sponsors for the Bengals 2001 training camp are: Coca-Cola; Toyota Motor Manufacturing; Papa John's; Hershey; MBNA; *Georgetown News-Graphic*; John Deere; ClearChannel Lexington; and Grately Services.

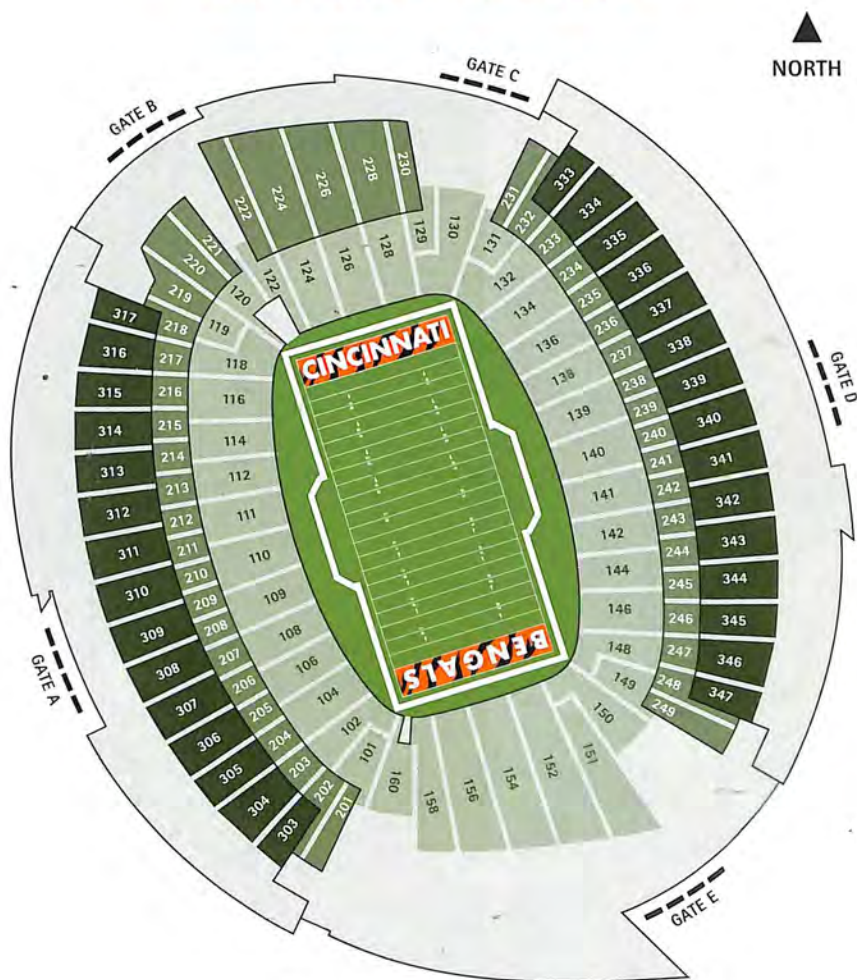
TRAINING CAMP DATES: July 20 - August 24.

DIRECTIONS: From downtown Cincinnati, take I-75 South approximately 70 miles to exit 126. Turn right off ramp onto U.S. 460 West. Go through four traffic lights; turn right at the fifth traffic light onto Lemons Mill Rd. (Route 1962 West). Go about one-half mile and look for the large Bengals sign and driveway to the complex on the right.

TRAINING CAMP TELEPHONE: (502) 868-6300.

GEORGETOWN COLLEGE TRAINING CAMP WEB SITE: www.bengalscamp.com.

Paul Brown Stadium Seating and Ticket Information



Seating Capacity: 65,393



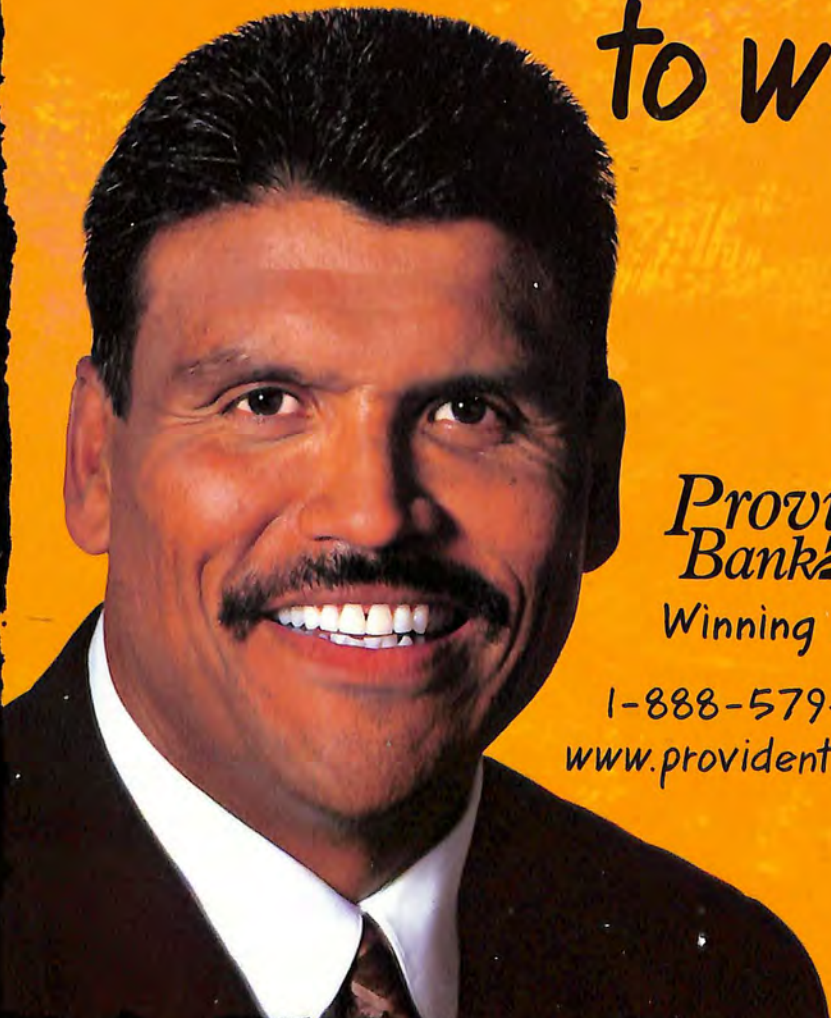
**PAUL BROWN
STADIUM**

Bengals individual game tickets, which range in price from \$35 to \$50, are available at the ticket office during normal business hours, Monday through Friday from 9 a.m. until 5 p.m. The ticket office is located in the administration offices on the south side plaza level of Paul Brown Stadium.

For ticket information, please call (513) 621-TDTD (8383) or visit www.bengals.com.

Bengals tickets can also be purchased through TicketMaster outlets or by calling TicketMaster at (513) 562-4949.

Strength,
commitment,
and the will
to win.



Provident
Bank 

Winning Advice

1-888-579-2220

www.providentbank.com